

Publication No. 6601249

PARTS LIST

for

IMP AND CHAMOIS MARK I and II SUPER IMP COMMER IMP VAN

Commencing Chassis Numbers

Imp Mark I De-Luxe, B411,000,001 and B41,1080,404

Imp Mark I Standard, B421,000,001 and B42,1,002994

Chamois Mark I, B43,1,000001

Imp Mark II De-Luxe, B41,2,000001

Chamois Mark II, B73,2,000001

Super Imp, B44,2,000001 (CKD. B44,2,9,00001)

Commer Imp Van, B46,1,000001

ROOTES MOTORS (PARTS) LTD.,
Coventry Road, Birmingham 10

Telephone: BIRMINGHAM VICTORIA 4321
Telegrams: ROOTESPART

Telex: ROOTESPART, BIRMINGHAM
Telex No. 33-304 33-305

ROOTES^{LTD.}

WORLD EXPORTERS OF HUMBER—HILLMAN—SUNBEAM—SINGER CARS

PARTS SUPPLY:

ALL PARTS ORDERS AND ENQUIRIES FROM OVERSEAS SHOULD BE ADDRESSED TO
**ROOTES LTD., PARTS DIVISION, COVENTRY ROAD,
BIRMINGHAM 10, ENGLAND**

Cables:
ROOTESPART,
BIRMINGHAM

Telephone:
BIRMINGHAM
VICTORIA 4321

Codes:
A.B.C. (5th and 6th Edition)
PRIVATE—BENTLEYS

Telex:
ROOTESPART, BIRMINGHAM
Telex No. 33/304
33/305

ROOTES CONCESSIONAIRE COMPANIES & REGIONAL OFFICES

AUSTRALIA

ROOTES (AUSTRALIA) LTD., P.O. Box 100, Port Melbourne, S.C.7, Victoria - - - - Telephone: MJY 441

CANADA

ROOTES MOTORS (CANADA) LTD., 3135, West Broadway, Vancouver, British Columbia - - - Telephone: Regent 1-3177/8
ROOTES MOTORS (CANADA) LTD., P.O. Box 174, Station "H", Toronto, 13 Ontario - - - Telephone: Plymouth 5-5255
ROOTES MOTORS (CANADA) LTD., 25, St. James Street, Ville St. Pierre, Montreal, P.Q. - - - Telephone: Hunter 1-0365

CARIBBEAN

ROOTES MOTORS (WESTERN) LTD., P.O. Box 1479, Nassau, Bahamas - - - - Telephone: 4174-5-6

EUROPE

ROOTES AUTOS (DEUTSCHLAND) GmbH, 4 Dusseldorf-Rath, Oberhausenerstrasse 17, P.O. Box (Postfach) 171 Telephone: 63.30.51
ROOTES (BELGIQUE) S.A., 126 Rue de Linthout, Brussels 4, Belgium - - - Telephone: 33.94.58 and 33.96.05
ROOTES MOTORS S.A., 6 Rond Point dex Champs Elysees, Paris 8, France - - - Telephone: Elysees 04.37 and 04.38
ROOTES AUTOS S.A., 10, Rue du Commerce, Geneva, Switzerland - - - Telephone: 022.25-32-30
ROOTES ITALIA S.P.A., Torre Velasca, Via Velasca 5, Milan, Italy - - - Telephone: 803, 364
ROOTES MOTORS A.B., Osthammarsgatan 64-66, Stockholm, Sweden - - - Telephone: 63-01-05
ROOTES ESPANA S.A., Alcalá 95 Piso 6, Madrid 9, Spain - - - Telephone: 276604

FAR EAST

ROOTES LTD., Room 1003/4, Union House, Chater Road, Hong Kong - - - - Telephone: 34209
YAMATO MOTOR CO. LTD., 22-10 Minami-oi 6-Chome, Shinagawa-Ku, Tokyo, Japan - - - Telephone: 761-0121

EAST AFRICA

ROOTES (KENYA) LTD., P.O. Box 3020, Nairobi, Kenya - - - - Telephone: 20761/2/3

MEXICO

REFACCIONES BRITANNICAS S.A., Insurgentes Norte 514, F, Mexico City, Mexico, 4, D.F. - Telephone: 47-93-20 and 47-96-30

MIDDLE EAST

THE ROOTES GROUP, Box P.O. 2289, Beirut, Lebanon - - - - Telephone: 292180
ROOTES (C.A.) (PVT) LTD., P.O. Box 2382, Burnley Road, Workington, Salisbury, Rhodesia - - - Telephone: 60641

SOUTH AFRICA

STANLEY MOTORS LTD., P.O. Box 7712, Stanmot Building, 30, Eloff Street, Johannesburg, Transvaal - Telephone: 23-914/1

VENEZUELA

ROOTES MOTORS DE VENEZUELA S.A., Apartado 621, Valencia, Edo Carabobo, Venezuela - - - Telephone: 6371-2-3-4-5

U.S.A.

ROOTES MOTORS INC., 9830 West Pico Boulevard, Los Angeles, 35, California - - - Telephone: Crestview 6-4161
ROOTES MOTORS INC., 43-32, 21st Street, Long Island City, 1, New York - - - Telephone: Stillwell 6-2305

Publication No. 6601249

**ROOTES MOTORS (PARTS) LTD.,
Coventry Road, Birmingham 10**

Telephone: BIRMINGHAM VICTORIA 4321

Telegrams: ROOTESPART

Telex: ROOTESPART, BIRMINGHAM
Telex No. 33-304
33-305

**SOLE CONCESSIONAIRES FOR THE DISTRIBUTION
IN GREAT BRITAIN AND NORTHERN IRELAND OF
REPLACEMENT PARTS FOR PRIVATE & COMMERCIAL
VEHICLES MANUFACTURED BY**

HUMBER—HILLMAN—SUNBEAM—SINGER

Head Office, Works and Service Departments

STOKE, COVENTRY

Telephone: COVENTRY 52144

Telegrams: ROOTESMOTI, COVENTRY
and *Telex* (Telex No. 31-561)

A complete list of **Parts Stockists in Great Britain and N. Ireland**
can be obtained on application to Rootes Motors (Parts) Ltd.

CONDITIONS OF SALE

**All Sales are made subject to the Company's
"Conditions of Sale" current at the time of delivery.**

INDEX TO SECTIONS

For Descriptive Index see pages vi to vii

INDEX AND FOREWORD	
ENGINE (Motor) UNIT and ENGINE (Motor) AUXILIARIES	A
PETROL (Fuel) PUMP	B
CARBURETTOR	C
CARBURETTOR CONTROLS	D
CLUTCH and CONTROLS	E
TRANSAXLE (Transmission) UNIT, GEAR CHANGE CONTROL and ROAD WHEELS	F
SUSPENSION — FRONT	G
BRAKES and CONTROLS	H
STEERING and CONTROLS	J
SUSPENSION — REAR	K
RADIATOR	L
PETROL (Fuel) SYSTEM	M
EXHAUST SYSTEM	N
ELECTRICAL EQUIPMENT	P
BODY PANELS and FITTINGS	Q
SPECIAL ACCESSORIES	R
TOOLS	S
REPLACEMENT SERVICE UNITS	T
PARTS and SERVICE LITERATURE	U
STANDARD PARTS	V
NUMERICAL INDEX	W

INDEX

	Page No.		Page No.
BODY PANELS AND FITTINGS		ENGINE (Motor) UNIT—continued	
Backlight	Q10 - Q11	Oil Filler	A7
Badges	Q35 - Q36	Pistons... ..	A1
Body Panels	Q1 - Q5	Sump	A4
Bonnet (Hood)	Q19	Tappet Block	A7
Door Glass and Fittings	Q7 - Q9	Thermostat	A8
Door Hinges and Check Links	Q6 - Q7	Timing Cover	A3
Door Locks and Handles	Q6 - Q7		
Engine Compartment Lid	Q20 - Q21	ENGINE (Motor) AUXILIARIES	
Exterior Fittings	Q35 - Q36	Air Cleaner	A10 - A12
Facia Fittings	Q12 - Q16	Drain Tap	A14
Front Bumper	Q36	Dynamo and Starter Fixings	A13
Front Seat and Fittings	Q17 - Q18	Fan	A16
Headlamp Mounting	Q20	Fan Belt	A16
Miscellaneous Trim	Q32 - Q34	Manifolds	A9
Mouldings	Q38 - Q40	Suction Pipe, Distributor Auto Control	A14
Paint	Q34	Top Overhaul Gasket Set	A9
Rear Bumper	Q37	Water Pump	A14 - A15
Rear Seat Fittings	Q18		
Soft Trim	Q21 - Q31	ELECTRICAL EQUIPMENT	
Tail Gate	Q11 - Q12	Battery	P9
Underframe Section	Q1 - Q2	Cables, Grommets and Clips	P10 - P11
Windscreen (Windshield)	Q9 - Q10	Control Box (Regulator) Unit	P7
Windscreen Washer	Q16 - Q17	Distributor	P8
		Dynamo (Generator)	P7
BRAKES AND CONTROLS		Flasher Unit	P10
Brake Drum	H1	Horn	P10
Brake Pedal	H5	Ignition Coil	P8
Brake Pipes	H4	Instruments	P1
Brake Shoes	H1 - H2	Lamps	P1 - P5
Fluid Reservoir	H2	Spark Plugs	P9
Handbrake Cables	H5	Speedometer Cables	P1
Handbrake Lever	H5	Starter (Motor)	P7
Hose	H4	Starter Solenoid Switch	P6
Master Cylinder	H3	Switches	P5 - P7
Wheel Cylinders, Front	H1	Warning Lamps—Binnacle	P1
Wheel Cylinders, Rear	H2	Windshield (Windscreen) Wiper	P9 - P10
CARBURETTOR		C1 - C8	
CARBURETTOR CONTROLS		D1 - D4	
CLUTCH AND CONTROLS		E1 - E2	
ENGINE (MOTOR) UNIT			
Big End Bearing Set	A2	EXHAUST SYSTEM	
Camshaft	A7		N1
Camshaft Bearing Set	A7	NUMERICAL INDEX	
Conn. Rod, Less Bearing	A2		W
Crankshaft	A2	LITERATURE SECTION	
Cylinder Block	A1		U
Cylinder Head	A5	PETROL (Fuel) PUMP	
Exhaust Valve	A6		B1
Flywheel and Starter Ring (Gear)	A3	PETROL (Fuel) SYSTEM	
Inlet Valve	A6		M1 - M2
Main Bearing Set	A2	RADIATOR	
Oil Filter Unit	A4 - A5	Clips, Hoses	L2
Oil Pump	A4	Hoses	L2
		Radiator Block	L1

INDEX—continued


	Page No.		Page No.
REPLACEMENT UNITS	T	TOOLS	S
SPECIAL ACCESSORIES	R	TRANSAXLE (Transmission) UNIT	
STANDARD PARTS	V	This includes Final Drive, Gearchange Mechanism and Road Wheels.	
STEERING AND CONTROLS		1st Speed Wheel	F2
Cap—Handwheel	J2	2nd Speed Wheel	F2
Handwheel	J2	3rd Speed Wheel	F3
Rack and Pinion	J4	4th Speed Wheel	F3
Rack and Pinion Unit	J1	Adjustment Washers	F2 - F4
Repair Kit Unit	J3	Baulking Rings	F2 - F3
Steering Arms	J3	Casings	F1
Support Bracket	J2	Change Speed Lever	F7
SUSPENSION—FRONT		Cover—Gearbox Mounting	F5
Axle Carrier	G2	Crown Wheel (Ring Gear) and Hypoid Pinion	F5
Coil Spring	G2	Differential Gear Set... ..	F5
Hub	G3	Final Drive	F6
Shock Absorber	G1	Flexible Coupling—Gear Control	F8
Suspension Arms	G2	Gearbox Controls	F7
Suspension Member	G1	Gear Control Shaft	F7
SUSPENSION—REAR	K1 - K2	Input Drive Shaft	F4
		Primary Clutch Shaft	F4
		Release Pad—Clutch	F2
		Reverse Idler Wheel (Gear)	F4
		Reverse Wheel	F4
		Road Wheels	F8
		Rotoflex Coupling	F6
		Slave Cylinder—Clutch	F2
		Selector	F4 - F5
		Selector Shafts	F4 - F5
		Synchro Hub	F2 - F3
		Wheel Flange (Hub)	F6
		Withdrawal Lever—Clutch	F2

FOREWORD

This publication contains details of Replacement Parts for the Imp and Chamois Mk. I & II, Super Imp and Imp Van.

Purchasers are requested to make themselves fully acquainted with the recommended method of ordering parts, and other information contained in the following introductory pages.

All Sales are made subject to the Company's "Conditions of Sale" current at the time of delivery.



ALWAYS QUOTE CHASSIS NUMBER AND SUFFIX LETTERS

The chassis serial number will be found stamped in the space marked 'X' on a plate similar to that illustrated, which is fixed to the nearside of the engine compartment.

○	WHEN ORDERING PARTS PLEASE QUOTE
CHASSIS N ^o	X
& ENGINE N ^o	
COLOUR	
CODE	○

INTERPRETATION OF THE PARTS LIST

Attention is drawn to the layout of this list, whereby it is possible to ascertain the exact composition of **Assemblies** and Sub-Assemblies.

As an example, if it is required to order the Connecting Rod, Bush, Bolt, Nut and Big End Bearing for the Engine (Motor), reference to Page A2 of the Parts List will show the items as follows:—

Plate Ref.	Part No.	DESCRIPTION	No. per Veh.	REMARKS
B20	7100636	CONNECTING ROD, less bearing	4	
B21	7054106	Bush—Small end	4	
B22	7100631	Bolt—Special } Big end	8	
B23	7100105	Tabwasher }	8	
B24	7054045	BIG END BEARING SET (Standard)	1	

The reference numbers in the left-hand column headed "Plate Ref." will enable the items to be located on the illustration preceding the Engine Section.

The Connecting Rod Assembly (less Big End Bearing), Part Number 7100636, is a Sub-Assembly and it will be seen that the descriptions of the four next items comprised in the sub-assembly are "inset" to the right.

This indicates that the Bush, Bolt and Tabwasher are comprised in the sub-assembly and will be supplied automatically when 7100636 is ordered. The Bush (7054106), Bolt (7100631) and Tabwasher (7100105) may of course be ordered as individual parts also, if required.

It will be noted that the next description, "Big End Bearing", is **not** inset to the right and this indicates that the Big End Bearings are not included in the Sub-assembly 7100636 and must be ordered separately under Part Number 7054045 or the appropriate undersize part number to requirements.

This "inset" method of indicating the parts included in Assemblies or Sub-Assemblies has been applied throughout the Parts List and it is pointed out that such an Assembly only includes those items which are "inset" below it.

Before placing orders for parts, reference should be made to the "General Instructions for Ordering Replacement Parts" included in the following pages.

It should be understood that the quantity quoted in the No. per Veh. column in the Parts List, relates **only** to the number fitted to each vehicle and **not** to the quantity, *i.e.* Tens, Dozens, etc., which these may be sold in.

ABBREVIATIONS

A/R	— As required.	mm.	— Millimetre.
Assy.	— Assembly.	N/S	— Near Side—Left Hand.
B.A.	— British Association Thread.	O/D	— Outside Diameter.
Bif.	— Bifurcated.	O/S	— Offside—Right Hand.
Bdg. Hd.	— Binding Head.	o/s	— Oversize.
Brkt.	— Bracket.	O.H.	— Oval Head.
B.S.F.	— British Standard Fine Thread.	P.H.	— Pan Head.
B.S.P.	— British Standard Pipe Thread.	Pr.	— Pair.
B.S.W.	— British Standard Whitworth Thread.	R.H.	— Right Hand.
c/w	— Complete with.	R.H.D.	— Right-Hand Drive.
Ch. Hd.	— Cheese Head.	Rd. Hd.	— Round Head.
C.P.	— Chromium Plate.	Rsd. Hd.	— Raised Head.
C. Pt.	— Cone Point.	S.W.G.	— Standard Wire Gauge.
Csk.	— Countersunk.	S. Hd.	— Snap Head.
Cyl.	— Cylinder.	Std.	— Standard.
Dia.	— Diameter.	T.P.I.	— Threads per inch.
D.C.	— Double Coil or Double Contact.	U.N.C.	— Unified Coarse Thread.
F.H.	— Fillister Head.	U.N.F.	— Unified Fine Thread.
I.D.	— Inside Diameter.	U.S.	— Undersize.
L.H.	— Left Hand.	Whit.	— Whitworth Thread.
L.H.D.	— Left-Hand Drive.	"X"	— Cross.

FOR THE ATTENTION OF ALL DEALERS

Notes on Maintenance of Parts List

1. AMENDMENTS

Amendment Sheets will be issued in respect of this Parts List each Calendar month, if necessary, and should be filed in the Parts List ring binder—in front of the main publication.

Each monthly Amendment will be cumulative in regard to this particular Parts List and new issues will supersede previous Amendments—this method being similar to that already used in respect of Master Price List Supplements.

To obviate the necessity of recording Parts List Amendments on the page affected, a supply of small gummed labels has been made available for cross reference purposes.

This label reads "REFER TO AMENDMENT" and should be affixed to each Parts List Page affected by an Amendment, so that when using the List, attention is drawn to the necessity of referring to the Amendment Sheets already in front of the Main Publication.

A space has also been provided at the foot of each printed Parts List page to enable users to record minor amendments or remarks if required.

2. ISSUE OF REPRINTED PAGES

In addition to the Amendment Sheets (issued each Calendar month, if required) certain Pages of the Parts List itself may be reprinted from time to time. These new pages will be distributed at intervals of three months.

For example, if a major modification or addition is notified by Amendment Sheet in, say January, and the next issue of Reprinted Parts List Pages is not due to be distributed until March, the details of the modification will appear in the Amendments issued for January and February only. The March distribution would include either reprinted Parts List Pages and/or additional Pages so as to incorporate the details in the main publication — thus making it unnecessary to retain the same details in the cumulative Amendment Sheets.

3. FILING OF REPRINTED AND ADDITIONAL PAGES

The importance of filing "reprinted" pages, and additional pages in the correct position (and in the correct Parts List) cannot be over-emphasized, and the following guidance is given :—

(a) Colour Identification

Each Page is overprinted with vertical coloured lines in the right-hand margin and all subsequent re-issued or additional pages for this publication will be overprinted with vertical lines of the same colour.

(b) Publication Number

It will be noted that the Part Number of the complete Publication is printed at the top of each page. This same number will be printed on all re-issued or additional pages, as a precaution against incorrect filing.

(c) Sectional Index

Each Section is allocated a letter, and all sections are filed in strict Alphabetical Sequence. Page numbering within each Section is based on the Section letter—thus the first Section ENGINE (MOTOR) UNIT is allocated the letter "A" and page numbering for that Section commences at Page A1.

(d) Illustration Pages

These precede the Section to which they apply, and in addition to the coloured identification lines and the Publication number, the Section to which each Illustration is applicable is clearly indicated at the foot of each page (Example : PLATE "A"—SECTION "A").

(e) Re-issued Pages

As and when it becomes necessary to re-print individual pages these will be clearly marked "2nd issue" and, of course, must be filed in place of the original page which should then be destroyed. Similarly, a page marked "3rd issue" must take the place of the same Page Number marked "2nd issue", and so on.

GENERAL INSTRUCTIONS FOR ORDERING REPLACEMENT PARTS

To avoid delay through inaccurate interpretation of orders, it is of great importance that the information detailed in the following paragraphs be quoted.

CAR TYPE

- (a) *Model.*
- (b) *Chassis Number.*
- (c) *Engine (Motor) Number.* Particularly important if the car has been fitted with a Factory Reconditioned Unit.
- (d) *The Body Style.* Required when Body Replacements are being ordered.

PARTS REQUIRED

- (a) *Part Number and Description.* Obtained by reference to the Parts List.
- (b) *Quantity.* Ordering in "sets" is misleading. A specific statement as to the exact quantity of each part should be given.
- (c) *Offside or Nearside (Right-Hand or Left-Hand), Front or Rear.* In view of the difference of opinion which appears to exist as to which way the car is faced when describing for example, a Wing (Fender) as right or left, customers are requested to utilise the expressions "offside" or "nearside" (abbreviated as O/S or N/S) the offside being the Driver's side (right-hand drive car). These instructions apply particularly to such items as Wings (Fenders) Door Handles, Steering Arms, etc.
- (d) *Right-Hand Drive and Left-Hand Drive.* All orders will be executed as R.H.D. except when specifically marked Left-Hand Drive. The abbreviation "L.H.D." is sufficient.

PATTERNS

If doubt exists as to the name or part number, a dimensioned sketch will assist in the interpretation of the order, alternatively the old part should be sent as a pattern. When supplied as patterns, parts should be labelled indicating the address of the

sender, together with any reference such as **Order Number**, etc. Old parts sent as patterns will not be returned **unless instructions** to that effect accompany the order. Such parts will be **scrapped** after retention for a period of one week.

FIRE

Although every precaution is taken against fire, we do not accept liability for any damage which may be caused by fire to any vehicle or part thereof entrusted to us for any purpose whatsoever.

PRICES

Current retail prices are made available to **Distributors (Overseas)** or **Parts Stockists (Great Britain)** by means of the Master Price List and its Supplements, which are issued at regular intervals.

All prices quoted in the Master Price List are subject to alteration without notice, and are for delivery at works. Postage, Carriage, Packing and Transit Insurance may be charged extra.

SPECIAL NOTES FOR OWNERS

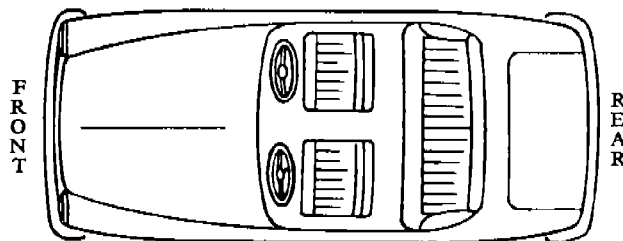
It is in the owner's interest that all orders for replacement parts are placed with the nearest Distributor (Overseas) or Parts Stockists (Great Britain) in preference to ordering direct from the Company. This will not only obviate delays in transit and carriage charges, but also eliminate delays which are inevitable when the Company receives a large volume of individual orders.

Distributors (Overseas) and Parts Stockists (Great Britain) are under contractual obligation to maintain a comprehensive range of Parts for the convenience of Traders and Owners in their respective territories. The primary function of Rootes Motors (Parts) Ltd. is to meet the bulk demand for Replacement Parts made by Distributors (Overseas) and Parts Stockists (Great Britain).

SPECIAL NOTES FOR DISTRIBUTORS AND PARTS STOCKISTS

Special instructions are issued to Home Market Main Parts Stockists and Overseas Distributors from time to time, and these should always be strictly observed.

RIGHT-HAND SIDE (R.H.) or OFFSIDE (O/S)



LEFT-HAND SIDE (L.H) or NEARSIDE (N/S)
(Right-hand drive or Left-hand drive vehicles)

A L'ATTENTION DE TOUS LES AGENTS

Notes Concernant la Mise à Jour
des Nomenclatures

1. MODIFICATIONS

Des Feuilles de Modifications seront publiées en respect de cette Nomenclature tous les mois, si nécessaire, et devraient être placées dans la reliure à feuillets mobiles de la Nomenclature—en devant de la publication principale.

Chaque Modification mensuelle sera cumulative en ce qui concerne cette Nomenclature particulière et les nouvelles éditions annuleront les Modifications antérieures—cette méthode étant similaire à celle déjà employée pour les Suppléments de Liste-maitre de Prix.

Pour éliminer la nécessité d'enregistrer les Modifications de Nomenclature sur la page affectée, une quantité des petites étiquettes gommées a été fournie pour les besoins de référence.

Cette étiquette est marqué "REFER TO AMENDMENT" (se reporter aux modifications) et devrait être collée sur chaque Page de Nomenclature affectée par une Modification de sorte que lors de l'emploi de la Nomenclature, l'attention sera attirée sur la nécessité de se reporter aux Feuilles de Modifications déjà en devant de la publication principale.

Un espace en blanc a été laissé au bas de chaque page imprimée de Nomenclature pour permettre à l'utilisateur de noter des modifications mineures ou des remarques si nécessaire.

2. EDITION DES PAGES RE-IMPRIMEES

En plus des Feuilles de Modifications (publiées tous les mois si nécessaire) certaines Pages de la Nomenclature proprement dite pourront être ré-imprimées de temps à autre. Ces nouvelles pages seront distribuées à intervalles de trois mois.

Si par exemple, une modification importante ou addition a été notifiée par Feuille de Modification en Janvier, et l'édition suivante de Pages Ré-imprimées de Nomenclature ne doit être distribuée qu'en Mars, les détails de cette modification seront indiqués sur les Modifications de Janvier et Février seulement. La distribution de Mars comprendra soit des Pages ré-imprimées de Nomenclature et/ou des Pages supplémentaires de manière à incorporer les détails dans la publication principale—rendant ainsi inutile de répéter les mêmes détails dans les Feuilles de Modifications cumulatives.

3. CLASSIFICATION DE PAGES RE-IMPRIMEES OU SUPPLEMENTAIRES

Nous ne pouvons trop insister sur l'importance de la classification des pages ré-imprimées et des pages supplémentaires à la position correcte (et dans la bonne Nomenclature), et nous donnons à titre de guide les indications suivantes:

(a) Couleur d'identification

Chaque page est surimprimée avec des lignes verticales de couleur dans la marge de droite, et toutes pages qui par la suite seront ré-imprimées ou pages supplémentaires pour cette publication seront surimprimées avec des lignes verticales de la même couleur.

(b) Numéro de Publication

On notera que la Numéro de référence de la Publication complète est imprimé au sommet de chaque page. Le même Numéro sera imprimé sur toutes pages ré-imprimées et supplémentaires, à titre de précaution contre classification incorrecte.

(c) Index de Sections

Une lettre est allouée pour chaque Section, et toutes les sections sont strictement classées en ordre alphabétique. Le numérotage des pages de chaque Section est basé sur la lettre de la Section—ainsi la première Section, ENSEMBLE MOTEUR est allouée la lettre "A" et le numérotage des pages pour cette Section commence à Page A1.

(d) Pages d'illustrations

Celles-ci précèdent la Section à laquelle elle se rapportent, et en addition aux lignes d'identification de couleur et le Numéro de Publication, la Section à laquelle chaque Illustration se rapporte est clairement indiquée au bas de chaque Page (Exemple:—PLANCHE "A"—SECTION "A").

(e) Pages ré-imprimées

Lorsqu'il devient nécessaire de ré-imprimer des pages individuelles, celles-ci seront clairement marquées "2nd ISSUE" (2ème EDITION) et doivent naturellement être classées à la place de la page d'origine qui doit alors être détruite. De la même manière, une page marquée "3rd ISSUE" (3ème EDITION) doit prendre la place de la page même No. marquée "2nd ISSUE" (2ème EDITION), etc.

INSTRUCTIONS GENERALES POUR LES COMMANDES DE PIECES DETACHEES

Pour éviter les retards dus à une interprétation inexacte des commandes, il importe que nous soient fournis les renseignements détaillés dans les paragraphes suivants :

TYPE DE VOITURE

- (a) *Modèle.*
- (b) *Numéro du châssis.*
- (c) *Numéro du Moteur.* Particulièrement important si la voiture a été équipée d'un moteur repait par l'usine.
- (d) *Type de carrosserie.* Nécessaire pour les commandes de pièces de rechange pour la carrosserie.

PIECES DEMANDEES

- (a) *Numéro des pièces et Description.* On les trouvera sur le Catalogue des Pièces de Rechange.
- (b) *Quantité.* Commander "par séries" peut induire en erreur. Bien spécifier la quantité de chaque pièce demandée.
- (c) *"Offside" et "Nearside"—Conduite à Droite ou Conduite à Gauche—Avant ou Arrière.*

Il semble qu'il existe une divergence d'opinion quant à la façon de regarder la voiture pour sa description, par exemple pour savoir si une aile est "droite" ou "gauche".

MM. Les Clients sont priés d'employer les expressions "Offside" et "Nearside" (O/S et N/S, en abrégé), "offside" étant le côté droit la voiture pour le conducteur assis regardant l'avant de la voiture. Ces instructions sont particulièrement importantes pour la commandes d'articles tels que Ailes, Poignées de portières, Arbres de direction, etc.

- (d) *Conduite à Droite ou Conduite à Gauche.* Les commandes seront exécutées pour voiture à direction à Droite sauf spécification contraire. L'abréviation L.H.D. est suffisante.

CROQUIS

S'il y a un doute quant au nom ou au numéro de la pièce, un croquis côté aidera à interpréter la commande. On peut aussi envoyer la pièce usagée comme modèle. Quand on envoie des pièces comme modèles, elles doivent porter une étiquette indiquant l'adresse de l'expéditeur ainsi que toute référence utile comme le numéro de la commande etc.

Les pièces usagées envoyées comme modèles ne seront pas retournées sauf instructions contraires. Ces pièces seront mises au rebut après un délai d'une semaine.

PRIX

Les prix de détail courants sont portés à la connaissance des Distributeurs et Revendeurs par la Liste Principale des Prix et ses Suppléments, publiés à intervalles réguliers.

Tous les prix indiqués sur la Liste Principale des Prix sont sujets à modification sans préavis et s'entendent pour la livraison à l'Usine. Les frais de Poste, Transport, Emballage et Assurance seront facturés en sus.

INCENDIE

Bien que toutes précautions soient prises contre les risques d'incendie, nous n'acceptons aucune responsabilité pour les dommages causés par l'incendie à une voiture ou une pièce confiée à nos soins pour quelque motif que ce soit.

NOTE SPECIALE POUR LES PROPRIETAIRES

Il est dans l'intérêt du propriétaire d'adresser ses commandes de pièces de rechange au Distributeur ou Revendeur le plus proche, plutôt que de les adresser directement à l'Usine. On évitera ainsi non seulement les retards dus au transport et les frais d'expédition, mais aussi les retards inévitables quand l'Usine reçoit un nombre considérable de commandes individuelles.

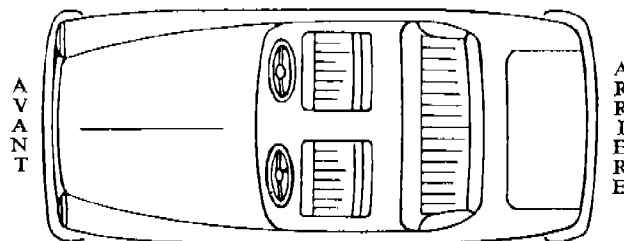
Les Distributeurs et Revendeurs sont tenus de maintenir un assortiment complet de pièces de rechange pour satisfaire les demandes de propriétaires dans leur localité.

La tâche essentielle de la Section Pièces de Rechange à Rootes Motors (Parts) Ltd. est de satisfaire toutes les demandes de pièces faites par les Distributeurs.

NOTE SPECIALE POUR LES DISTRIBUTEURS ET REVENDEURS

Des instructions spéciales sont communiquées de temps à autre aux stockistes de pièces de rechange principales dans le marché intérieur et aux distributeurs d'outre-mer, lesquelles doivent toujours être strictement observées.

CÔTÉ DROIT (en anglais: "OFFSIDE (O/S)")



CÔTÉ GAUCHE (en anglais: "NEARSIDE (N/S)")
(Voiture avec direction à droite ou à gauche)

AN ALLE VERKÄUFER

Bemerkungen über das ordnen der ersatzteillisten

1. ERGÄNZUNGEN

Ergänzungsblätter zu dieser Ersatzteilliste werden, wenn nötig, in jedem Kalendermonat herausgebracht; diese sollten in der Ersatzteillistenakte—vor dem Haupttext—abgelegt werden.

Bei jeder monatlichen Ergänzung handelt es sich um eine Beifügung zu dieser bestimmten Ersatzteilliste, und neue Ausgaben überholen vorhergehende Ergänzungen—es handelt sich hier um ähnliches Vorgehen wie bei den Nachträgen zur Hauptpreisliste.

Um die Ergänzungen zur Ersatzteilliste auf der betroffenen Seite offensichtlicher zu gestalten, stehen Ihnen kleine gummierte Schildchen zur Verfügung.

Dieses Schildchen hat den Aufdruck "Siehe Ergänzungen" (REFER TO AMENDMENT); es sollte auf jeder von den Ergänzungen betroffenen Seite angebracht werden, damit man bei Benutzung der Ersatzteilliste darauf aufmerksam gemacht wird, dass sich vor dem Haupttext eine Ergänzung befindet.

Ausserdem ist am Ende jeder gedruckten Ersatzteilliste Raum vorhanden, um die Eintragung geringfügiger Änderungen und Bemerkungen zu ermöglichen.

2. AUSGABE NACHGEDRUCKTER SEITEN

Zusätzlich zu diesen Ergänzungsblättern, die, wenn nötig, jeden Monat herauskommen, werden bestimmte Seiten der Ersatzteilliste von Zeit zu Zeit nachgedruckt. Diese neuen Seiten werden in Abständen von 3 Monaten verbreitet.

Wenn z.B. eine grössere Änderung oder Beifügung im, sagen wir, Januar durch Ergänzungsblatt angekündigt wird, und die nächste Ausgabe von nachgedruckten Ersatzteillistenseiten erst im März fällig ist, erscheinen die Einzelheiten der Änderung nur im Januar und Februar. Die Märzausgabe umschliesst entweder nachgedruckte Ersatzteillistenseiten und/oder zusätzliche Seiten, um die Einzelheiten in den Haupttext einzukörpern—wonach sich die Aufbewahrung der Ergänzungsblätter mit den gleichen Einzelheiten erübrigt.

3. ABLAGE DER NACHGEDRUCKTEN UND ZUSÄTZLICHEN SEITEN

Die Wichtigkeit, "nachgedruckte" und zusätzliche Seiten an der richtigen Stelle (und bei der richtigen Ersatzteilliste) abzulegen, kann nicht stark genug unterstrichen werden—im Folgenden geben wir Ihnen einige Anhaltspunkte.

(a) Farbmarkierungen

Jede Seite ist am rechten Rand mit senkrechten farbigen Linien überdruckt, und alle folgenden nachgedruckten oder zusätzlichen Seiten für diese Veröffentlichung werden mit einem Überdruck mit senkrechten Linien in der gleichen Farbe versehen.

(b) Veröffentlichungsnummer

Sie werden feststellen, dass die Nummer jeder vollständigen Veröffentlichung oben auf jeder Seite aufgedruckt ist. Um falschem Ablegen vorzubeugen, werden alle nachgedruckten oder zusätzlichen Seiten mit derselben Nummer versehen.

(c) Abschnittsverzeichnis

Jedem Abschnitt ist ein Buchstabe zugeteilt, und alle Abschnitte werden in strenger alphabetischer Ordnung abgeheftet. Die Seiten innerhalb der einzelnen Abschnitte werden auf der Basis dieses Buchstabens numeriert—so erhält z.B. der erste Abschnitt, MOTOREINHEIT, den Buchstaben "A", und die Numerierung der Seiten innerhalb dieses Abschnittes beginnt mit A1.

(d) Illustrierte Seiten

Diese werden vor den betreffenden Abschnitten abgeheftet; ausser den Farbmarkierungen und der Veröffentlichungsnummer ist am Fuss der Seite der Abschnitt, zu dem die Abbildung gehört, deutlich angegeben (Beispiel: ABBILDUNG "A"—ABSCHNITT "A").

(e) Nachgedruckte Seiten

Nachgedruckte Seiten werden als "2. AUSGABE" bezeichnet; sie müssen anstelle der Originale, welche vernichtet werden können, abgeheftet werden. Die Seite mit der Markierung "3. AUSGABE" wird anstelle der "2. AUSGABE" derselben Seitennummer abgeheftet usw.

ALLGEMEINE ANWEISUNGEN ZUR BESTELLUNG VON ERSATZTEILEN

Zur Vermeidung von Verzögerungen infolge unrichtiger Auslegung von Aufträgen ist es äusserst wichtig, die in den folgenden Absätzen aufgeführten Einzelheiten anzugeben.

FAHRZEUGTYP

- (a) *Modell.*
- (b) *Fahrgestellnummer.*
- (c) *Motor-Nummer.* Dies ist besonders wichtig, wenn der wagen mit einem in der Fabrik umgebauten Motor ausgestattet worden ist.
- (d) *Karosserie-Typ.* Dies ist erforderlich wenn Karosserie-Ersatzteile bestellt werden.

BENÖTIGTE ERSATZTEILE

- (a) *Nummer und Beschreibung der Ersatzteile.* Diese findet man durch Nachschlagen im Ersatzteil-Verzeichnis.
- (b) *Quantität.* Das Bestellen von "Sätzen" führt zu Missverständnissen. Bei jedem Ersatzteil ist die genaue Menge anzugeben.
- (c) *"Offside" oder "Nearside" (Rechts oder Links), Vorderseite oder Rückseite.* Angesichts der zutage getretenen Meinungsverschiedenheiten darüber, von welcher Seite her man das Fahrzeug zu betrachten hat, wenn man z.B. einen Kotflügel als den "rechten" oder "linken" bezeichnet, werden unsere Kunden gebeten, sich der Ausdrücke "offside" (abgekürzt O/S) oder "nearside" (abgekürzt N/S) zu bedienen, wobei "offside" bei rechtsgesteuerten Fahrzeugen die Seite des Fahrers ist. Diese Anweisungen beziehen sich namentlich auf solche Teile wie Kotflügel, Steuerhebel usw.
- (d) *Rechtssteuerung oder Linkssteuerung.* Sämtliche Aufträge werden für Rechtssteuerung ausgeführt werden, wenn sie nicht ausdrücklich "Left-Hand Drive" (Linkssteuerung) gekennzeichnet sind. Die Abkürzung "L.H.D." ist ausreichend.

MUSTER

Falls über die Bezeichnung oder Ersatzteilnummer Zweifel bestehen, wird eine Masstab-Skizze für das richtige Verständnis des Auftrages nützlich sein; andernfalls ist das alte Teil als Muster einzusenden. Die als Muster eingesandten Teile sind mit einem Etikett zu versehen, das die Adresse des

Absenders sowie die Auftragsnummer und ähnliche Angaben enthält. Als Muster eingesandte alte Teile werden nur dann zurückgesandt, wenn dem Auftrag eine dahingehende Weisung beigelegt wird. Andernfalls werden derartige Teile nach Ablauf einer Woche verschrottet.

PREISE

Die laufenden Einzelhandelspreise werden den Händlern und Vertriebsstellen mittels der Hauptpreisliste und der von Zeit zu Zeit herausgegebenen Nachträge dazu bekanntgegeben.

Sämtliche in der Hauptpreisliste festgesetzten Preise verstehen sich unter dem Vorbehalt jederzeitiger Abänderung ohne vorherige Ankündigung und gelten für Lieferung ab Fabrik. Porto, Frachtspesen, Verpackung und Transportversicherung werden gesondert berechnet.

BRANDSCHADEN

Obwohl alle Vorkehrungen gegen Brandschaden getroffen werden, übernehmen wir keinerlei Verantwortung für Schäden, die durch Brand eines uns gleichviel zu welchem Zweck, übergebenen Fahrzeuges oder Fahrzeugteiles entstehen.

BESONDERE BEMERKUNGEN FÜR BESITZER

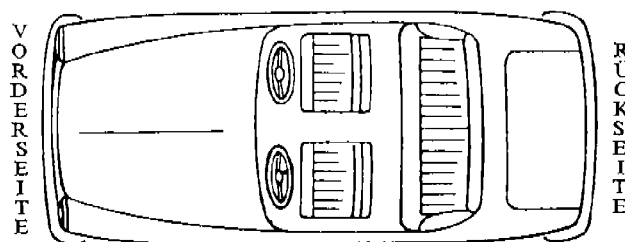
Es liegt im Interesse des Fahrzeugbesitzers, alle Ersatzteil-Bestellungen dem nächstgelegenen Vertriebsagenten oder Händler zu erteilen, und es ist dies der direkten Bestellung bei der Fabrik vorzuziehen. Hierdurch werden nicht nur Verzögerungen beim Transport und Beförderungsspesen vermieden, sondern es werden auch Verzögerungen ausgeschaltet, die unvermeidlich eintreten, wenn sich bei der Fabrik eine grosse Menge von Einzelaufträgen anhäuft.

Vertriebsagenten und Händler sind vertraglich verpflichtet in ihren betreffenden Gebieten ein umfassendes Ersatzteil-Lager für die Bedienung von Besitzern zu unterhalten. Die Hauptaufgabe der Rootes Motors (Parts) Ltd. ist die Ausführung von Massen-Ersatzteil aufträgen, die ihr von Vertriebsstellen zugehen.

BESONDERE BEMERKUNGEN FÜR VERTRIEBSSTELLEN UND HÄNDLER

Von Zeit zu Zeit werden an Lagerhalter in Grossbritannien und an ausländische Vertreter besondere Anweisungen erteilt, welche stets genau eingehalten werden müssen.

RECHTE SEITE (auf englisch: "OFFSIDE (O/S)")



LINKE SEITE (auf englisch: "NEAR SIDE (N/S)")
(Fahrzeug mit Rechtssteuerung oder Linkssteuerung)

PER TUTTI I RIVENDITORI

Appunti sul come tenere il Catalogo dei Ricambi

1. MODIFICHE

Dei Bollettini di Modifica relativi al presente catalogo verranno emessi mensilmente, se necessario. Bisogna infilarli nell'anello metallico del registratore, di fronte alla pubblicazione principale.

Ogni Bollettino Mensile delle Modifiche sarà "cumulativo", vale a dire che ogni nuova edizione soppianta quella precedente, come del resto è già prassi comune con i Supplementi del Listino Prezzi.

Per venire incontro alla necessità di registrare le Modifiche sulle pagine relative, si possono ordinare delle piccole etichette gommate utili per i riferimenti.

Tali etichette portano scritto "Fate riferimento alla modifica" e vanno incollate sulle pagine del catalogo dove una modifica è stata effettuata, richiamando quindi l'attenzione al Bollettino della modifica, che è già di fronte alla pubblicazione principale.

Si è inoltre lasciato un margine alla base di ogni pagina stampata del catalogo affinché gli utenti possano registrare le modifiche di minore entità.

2. PUBBLICAZIONE DI UNA PAGINA RISTAMPATA

In aggiunta ai bollettini delle modifiche (pubblicati ogni mese, se necessario), di tanto in tanto verranno ristampate anche delle pagine del bollettino vero e proprio. Tali nuove pagine verranno distribuite ad intervalli di tre mesi.

Per esempio, se il bollettino di Gennaio porta una modifica di maggiore entità, e la prossima distribuzione di pagine ristampate avviene in Marzo, i particolari della modifica compariranno sui bollettini di Gennaio e Febbraio solamente. La distribuzione di Marzo comprenderà le pagine ristampate o aggiunte, incorporando così la modifica di Gennaio nel testo principale, ed abolendo la necessità di mantenere le stesse informazioni nei bollettini "cumulativi".

3. REGISTRAZIONE DI PAGINE RISTAMPATE O AGGIUNTE

Non si può sottolineare abbastanza l'importanza di registrare le pagine ristampate alla posizione esatta. A tale scopo diamo le seguenti istruzioni:—

(a) Identificazione secondi il Colore

Ogni pagina porta stampate delle linee verticali colorate sul margine destro, e tutte le edizioni successive o pagine ristampate della stessa pubblicazione porteranno linee dello stesso colore.

(b) Numero della Pubblicazione

Si osservi che il numero di ordinazione della pubblicazione completa è stampato in cima ad ogni pagina. Lo stesso numero comparirà su tutte le ristampe o pagine aggiunte come misura precauzionale contro errori di registrazione.

(c) Indice delle Sezioni

Ad ogni Sezione è stata assegnata una lettera, e tutte le sezioni sono registrate in ordine alfabetico. La numerazione delle pagine di ogni sezione si basa sulla lettera dell'alfabeto della sezione stessa. Perciò la prima sezione, quella del MOTORE, alla quale è stata assegnata la lettera "A", ha le pagine numerate "A1", ecc.

(d) Tavole Illustrative

Tali pagine precedono la sezione alla quale si riferiscono, ed in aggiunta alle linee colorate d'identificazione ed al numero della pubblicazione, la sezione alla quale ciascuna tabella si riferisce è chiaramente indicata al piede di ogni pagina (Per esempio: TAVOLA "A"—SEZIONE "A").

(e) Pagine Ristampate

Qualora sia necessario ristampare delle pagine, esse porteranno ben visibile la scritta 2a. EDIZIONE ed andranno registrate al posto della pagina originale, che va ora distrutta. Allo stesso modo una pagina con la scritta 3a. EDIZIONE rimpiazzerà la pagina dell'edizione precedente (2a), e così via.

ISTRUZIONI GENERALI PER L'ORDINAZIONE DI PARTI DI RICAMBIO

Per evitare ritardi dovuti all'errata interpretazione dell'ordine, è importantissimo indicare le informazioni specificate qui sotto.

TIPO DELLA VETTURA

- (a) *Modello.*
- (b) *Numero del autotelaio.*
- (c) *Numero del motore.* Questo numero è di particolare importanza se la vettura è dotata di un gruppo revisionato in fabbrica.
- (d) *Tipo di carrozzeria.* Richiesto quando si ordinano parti di ricambio per la carrozzeria.

PARTI RICHIESTE

- (a) *Numero del pezzo e descrizione.* Ottenuti facendo riferimento al catalogo.
- (b) *Quantità.* Ordinando in serie o partite genera confusione. Bisogna invece dare il numero preciso richiesto per ogni pezzo.
- (c) *Le espressioni Destro- Sinistro- Anteriore- Posteriore-* indicate nelle denominazioni delle parti si riferiscono sempre alla direzione di marcia del veicolo.
- (d) *Guida Destra o Guida Sinistra.* Tutti gli ordini saranno trattati come se si riferissero a vetture con Guida Destra, tranne quando specificata altrimenti.

CAMPIONI

In caso di dubbi sul nome e numero del pezzo di ricambio, uno schizzo con le dimensioni aiuterà ad interpretare l'ordinazione. Oppure, si può spedire il pezzo vecchio come campione. Quando si spedisce un pezzo come campione lo si corredi di etichetta recante il nome ed indirizzo del mittente ed ogni altro riferimento possibile, quale il numero di ordinazione ecc. Non si restituiscono i pezzi vecchi spediti come campioni se non

quando l'ordine è accompagnato da istruzioni precise in proposito. Tali parti verranno ridotte a rottame dopo averle tenute in deposito per una settimana.

PREZZI

I prezzi al dettaglio correnti vengono sempre forniti ai Distributori (all'estero) ed ai Depositi dei pezzi di ricambio (Gran Bretagna) mediante il Listino Prezzi Principale ed i suoi Supplementi, che sono emessi ad intervalli regolari.

Tutti i prezzi indicati nel listino prezzi principale sono soggetti ad alterazioni e modifiche senza preavviso, e sono intesi franco fabbrica. Tutte le spese postali, di trasporto, di imballaggio ed assicurazione possono essere messe in conto separatamente.

NOTA BENE PER GLI AUTOMOBILISTI

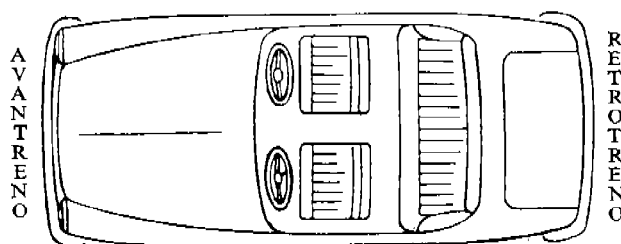
È nell'interesse dell'automobilista piazzare le ordinazioni di parti di ricambio dal Distributore più vicino, piuttosto che ordinare direttamente alla casa. Ciò diminuirà non soltanto ritardi nei trasporti e le spese di trasporto, ma eliminerà inoltre i ritardi inevitabili quando la casa deve sbrigare un gran numero di ordini piccoli.

I Distributori sono obbligati da contratto a mantenere una gamma completa di parti di ricambio a disposizione dei rivenditori e degli automobilisti nei vari territori. La funzione principale della Rootes Motors (Parts) Ltd. è di soddisfare le ordinazioni all'ingrosso dei Distributori.

NOTA BENE PER I DISTRIBUTORI ED I RIVENDITORI

Istruzioni speciali vengono date di volta in volta ai distributori di pezzi di ricambio principali nel mercato nazionale ed in quello estero e tali istruzioni debbono essere sempre strettamente osservate.

LATO DESTRO (in Inglese: "OFFSIDE (O/S)")



LATO SINISTRO (in Inglese: "NEAR SIDE (N/S)")
(Vettura con guida a destra una sinistra)

A LA ATENCION DE TODOS LOS
CONCESIONARIOS

Notas Sobre el Mantenimiento de la Lista de Repuestos

1. ENMIENDAS

Cada mes legal del Calendario, si así conviene, se editarán Hojas de Enmiendas respecto a esta Lista de Repuestos. Estas hojas deberán guardarse en el archivador de anillos para la Lista de Repuestos—en frente de la publicación principal.

Cada Enmienda mensual será acumulativa respecto a esta Lista de Repuestos en particular y las nuevas ediciones cancelarán las Enmiendas anteriores—este método es similar al ya empleado respecto a los Suplementos de la Lista de Precios Maestra.

Para eliminar la necesidad de anotar las Enmiendas de Lista de Repuestos en la página afectada, se facilitará un suministro de etiquetas pequeñas engomadas para fines de referencia.

Esta etiqueta lleva la mención "REFER TO AMENDMENT" y debería fijarse a cada Página de Lista de Repuestos afectada por una Enmienda, de forma que, al hacer uso de la Lista, se llame la atención a la necesidad de ver las Hojas de Enmienda ya colocadas en frente de la Publicación Principal.

Se ha también previsto un espacio al pie de cada página impresa de la Lista de Repuestos para permitir a los usuarios anotar las enmiendas menores o bien observaciones, según sea requerido.

2. ENVIO DE PAGINAS REIMPRESAS

Además de las Hojas de Enmiendas (editadas cada mes del calendario, según convenga) también es posible que de vez en cuando se vuelvan a imprimir ciertas Páginas de la Lista de Repuestos misma. Estas nuevas páginas serán distribuidas a intervalos de tres meses.

Por ejemplo, si una modificación de importancia o adición es comunicada por medio de Hoja de Enmienda, digamos, en Enero, y la próxima edición de Páginas de Lista de Repuestos Reimpresas no debe ser distribuida sino hasta Marzo, los detalles de la modificación sólo aparecerán en las Enmiendas editadas en Enero y Febrero. La distribución de Marzo incluirá o Páginas Reimpresas de Lista de Repuestos y/o Páginas adicionales para incorporar los detalles en la publicación principal—haciendo por tanto innecesario retener los mismos detalles en las Hojas de Enmiendas acumulativas.

3. ARCHIVO DE PAGINAS REIMPRESA Y ADICIONALES

Debemos subrayar la gran importancia que tiene el que se archiven las páginas "reimpresas" y las páginas adicionales en su correcto lugar (y en la correcta Lista de Repuestos), y para su mejor orientación sirvanse tener en cuenta lo siguiente:

(a) Identificación por Colores

Cada Página lleva una sobreimpresión de líneas de color verticales en el margen de la derecha y todas las subsiguientes páginas reimpresas o adicionales para esta publicación llevarán la sobreimpresión de líneas verticales del mismo color.

(b) Número de Publicación

Se observará que el Número de Referencia de la completa Publicación se halla impreso en la parte superior de cada página. Este mismo número se hallará impreso en todas las páginas reimpresas o adicionales, como precaución para evitar que se archiven incorrectamente.

(c) Índice de Secciones

Cada Sección está provista de una letra, y todas las secciones se archivan en estricto Orden Alfabético. La numeración de las páginas de cada Sección se basa en la letra de la Sección—así pues, la primera Sección MOTOR tiene asignada la letra "A" y la numeración de páginas para tal Sección empieza en Página A1.

(d) Páginas con Ilustraciones

Estas preceden la a Sección a la que son de aplicación, y además de las líneas de identificación en color y del número de Publicación, la Sección a la que cada Ilustración es aplicable está claramente indicada al pie de cada Página (Ejemplo: "GRABADO "A"—SECCION "A").

(e) Páginas Reimpresas

Siempre y cuando sea necesario reimprimir páginas individuales éstas estarán claramente marcadas "2ª Edición" y, desde luego, las mismas deben ser archivadas en lugar de la página original, la cual deberá destruirse. En forma similar, cualquier página marcada "3ª Edición" debe archivarse colocandola en lugar del mismo Número de Página llevando la marca "2ª Edición", y así sucesivamente.

INSTRUCCIONES GENERALES PARA EL PEDIDO DE PIEZAS DE REPUESTO

A fin de evitar retrasos debido a interpretación errónea de los pedidos, es de suma importancia que se nos suministren los detalles especificados en los párrafos siguientes:

TIPO DE VEHICULO

- (a) *Modelo.*
- (b) *Número del chasis.*
- (c) *Número del Motor.* Es de suma importancia, si el vehículo ha sido equipado con un motor reacondicionado por la Fábrica.
- (d) *Estilo de la carrocería.* Indispensable al solicitar repuestos de carrocería.

PIEZAS NECESARIAS

- (a) *Número de la Pieza y Descripción.* Se obtendrá mediante referencia al Catálogo de Piezas de Repuesto.
- (b) *Cantidad.* El pedir por "juegos" da lugar a confusiones. Se deberá indicar específicamente el número exacto de piezas que se desea.
- (c) *"Offside" o "Nearside": Delantera o Trasera del Vehículo.* En vista de la divergencia de opinión que parece existir sobre la forma en que se ha de hacer frente al vehículo para designar, por ejemplo, un guardabarro "derecho" o "izquierdo", se considerará lado derecho de un vehículo, el lado derecho del conductor cuando éste está sentado en su asiento, mirando hacia la parte delantera del vehículo; de la misma forma, el lado izquierdo del vehículo será el izquierdo del conductor, cuando éste está sentado en su asiento mirando hacia la parte delantera del vehículo.
Estas instrucciones habrán de seguirse especialmente en el caso de repuestos tales como Guardabarras, Brazos del Pivote de la Dirección, etc.
- (d) *Volante a la derecha o a la izquierda.* Todos los pedidos serán ejecutados como para vehículos con volante a la derecha, a menos que el pedido esté marcado específicamente "volante a la izquierda".

PATRONES

Si existiese alguna duda sobre el número o nombre de la pieza, se deberá remitir un croquis con las dimensiones necesarias, que nos servirá para interpretar el pedido. También puede mandársenos la pieza antigua que podrá servirnos como muestra. Cuando tales piezas sean remitidas

como muestras deberán llevar una etiqueta indicando la dirección del remitente, así como cualquier otra indicación, tal como el número del pedido, etc. Las piezas viejas que nos han sido remitidas a título de muestra no serán devueltas, a menos que el pedido vaya acompañado de instrucciones a este efecto. Después de haber sido guardadas durante un período de una semana tales piezas serán desechadas.

PRECIOS

Los precios de detalle vigentes serán puestos a disposición de los Distribuidores y Agentes por medio de la Lista Principal de Precios y los Suplementos que publicamos a intervalos regulares.

Todos los precios indicados en la Lista Principal, están sujetos a modificaciones sin previo aviso y se entenderán para entrega de las mercancías en fábrica. Los gastos de Franqueo, Flete, Embalaje y Seguro serán facturados como recargo adicional.

INCENDIOS

Si bien tomamos todas las precauciones necesarias contra incendios, no aceptamos responsabilidad por daños ocasionados por el fuego a cualquier vehículo o parte del mismo que nos haya sido confiado para cualquier finalidad.

NOTA ESPECIAL A LOS PROPIETARIOS DE VEHICULOS

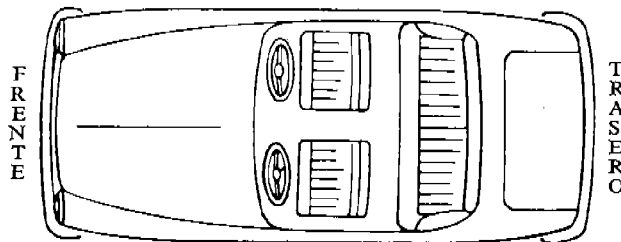
Es de interés para todos los propietarios en general el pedir los repuestos al Distribuidor o Agente más cercano, en vez de pedirlos directamente a la fábrica. De este modo se evitarán, no solamente los retrasos y gastos de transporte, sino que al mismo tiempo se evitarán los retrasos inevitables cuando la Fábrica recibe un número considerable de pedidos individuales.

Los Distribuidores y Agentes están bajo obligación contractual de mantener un extenso surtido de Piezas de Repuesto, para mayor comodidad de los Propietarios de Vehículos en los diferentes territorios. La misión principal del Rootes Motors (Parts) Ltd. es hacer frente a los pedidos en cantidad, para Piezas de Repuesto, que hagan los Distribuidores.

NOTA ESPECIAL A LOS DISTRIBUIDORES Y AGENTES

De vez en cuando se envían a los almacenistas de piezas más importantes del mercado nacional y a los distribuidores del extranjero instrucciones especiales que deben observarse siempre estrictamente.

LADO DERECHO (en inglés: "OFFSIDE (O/S)")



LADO IZQUIERDO (en inglés: "NEARSIDE (N/S)")
(Vehículo con Volante a la Derecha o Izquierda)

Publication No. 6601249

SECTION A

**ENGINE (MOTOR) UNIT
AND
ENGINE (MOTOR) AUXILIARIES**

ENGINE (MOTOR) AND AUXILIARIES

1864/1

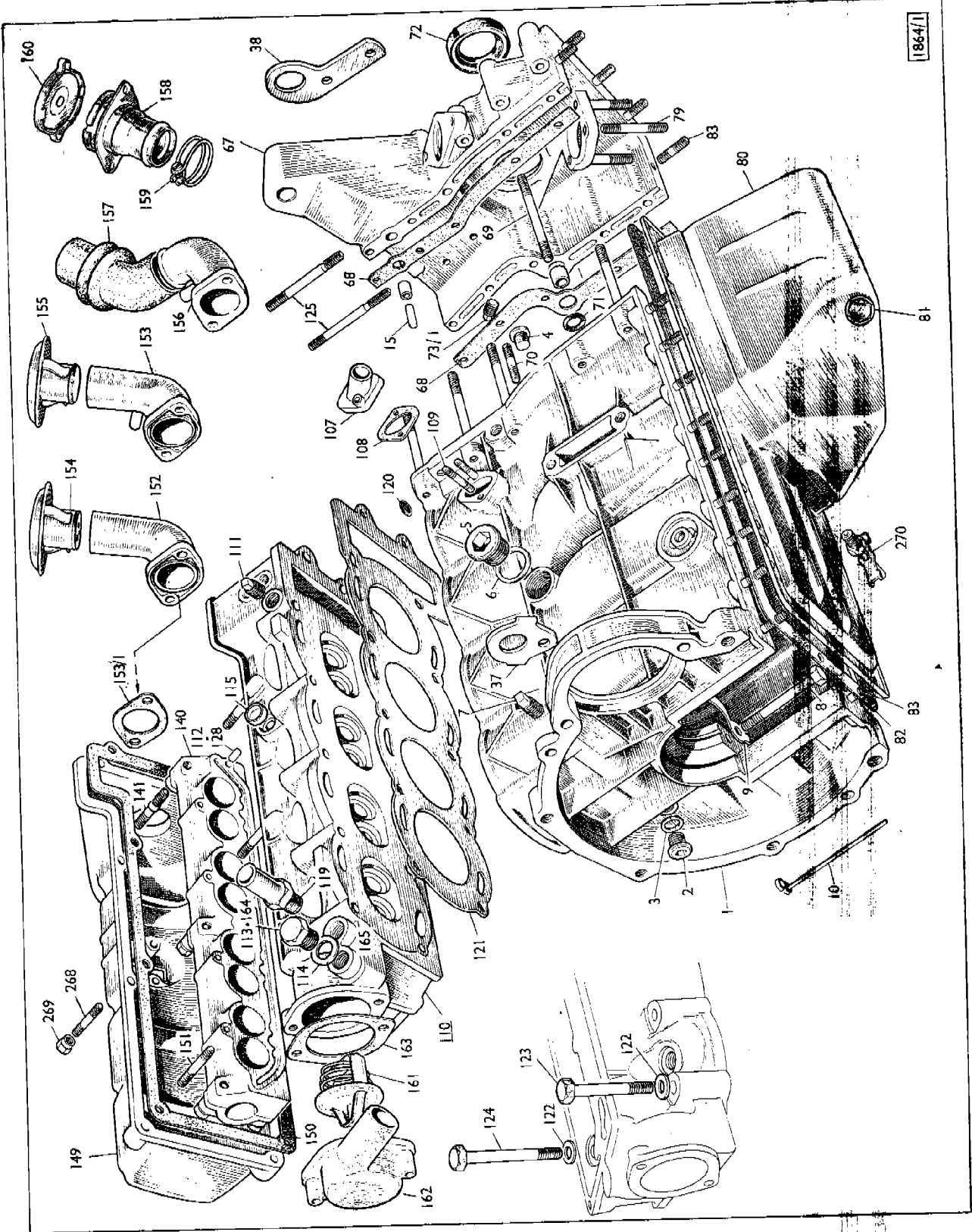


PLATE A—SECTION A

ENGINE (MOTOR) AND AUXILIARIES

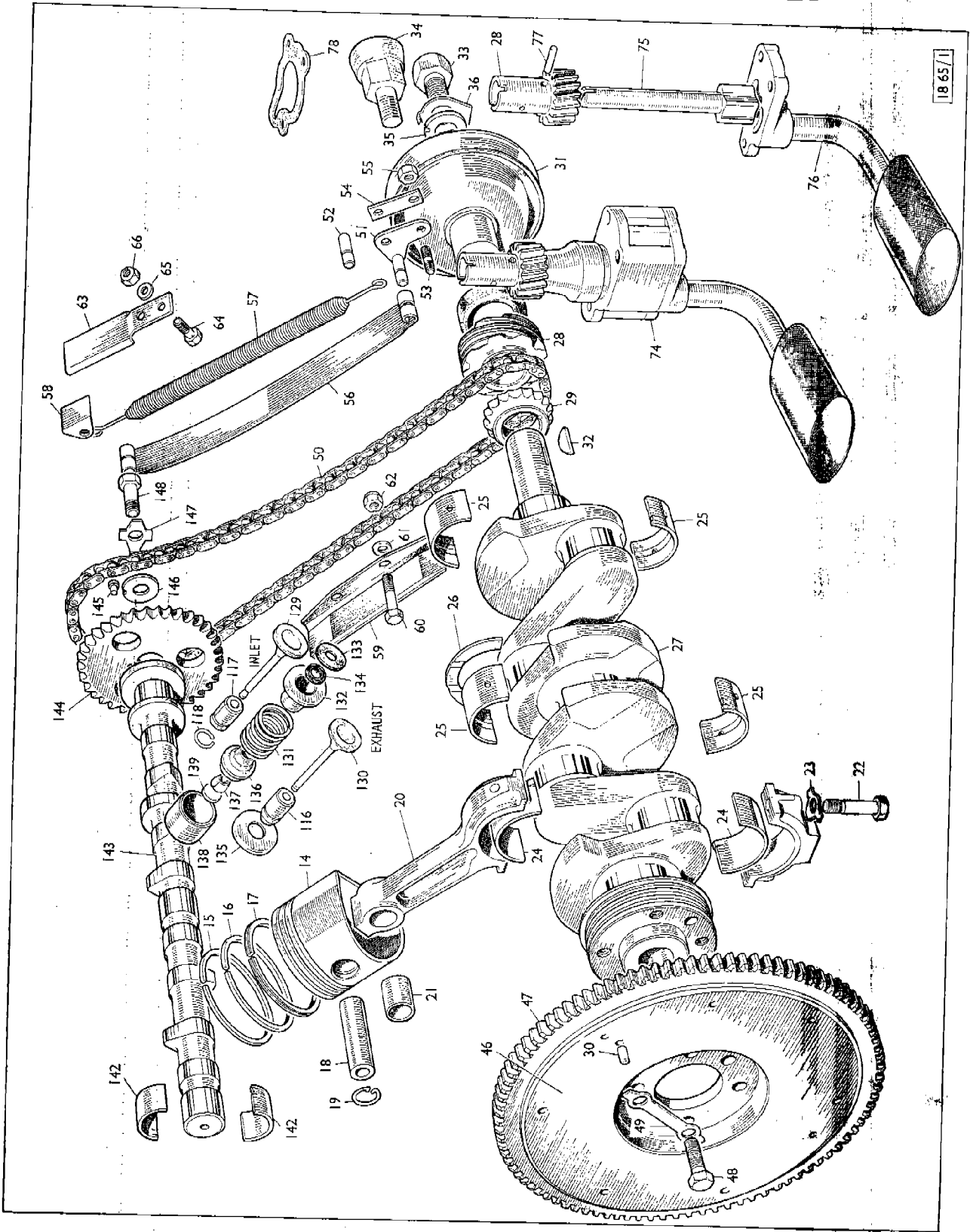
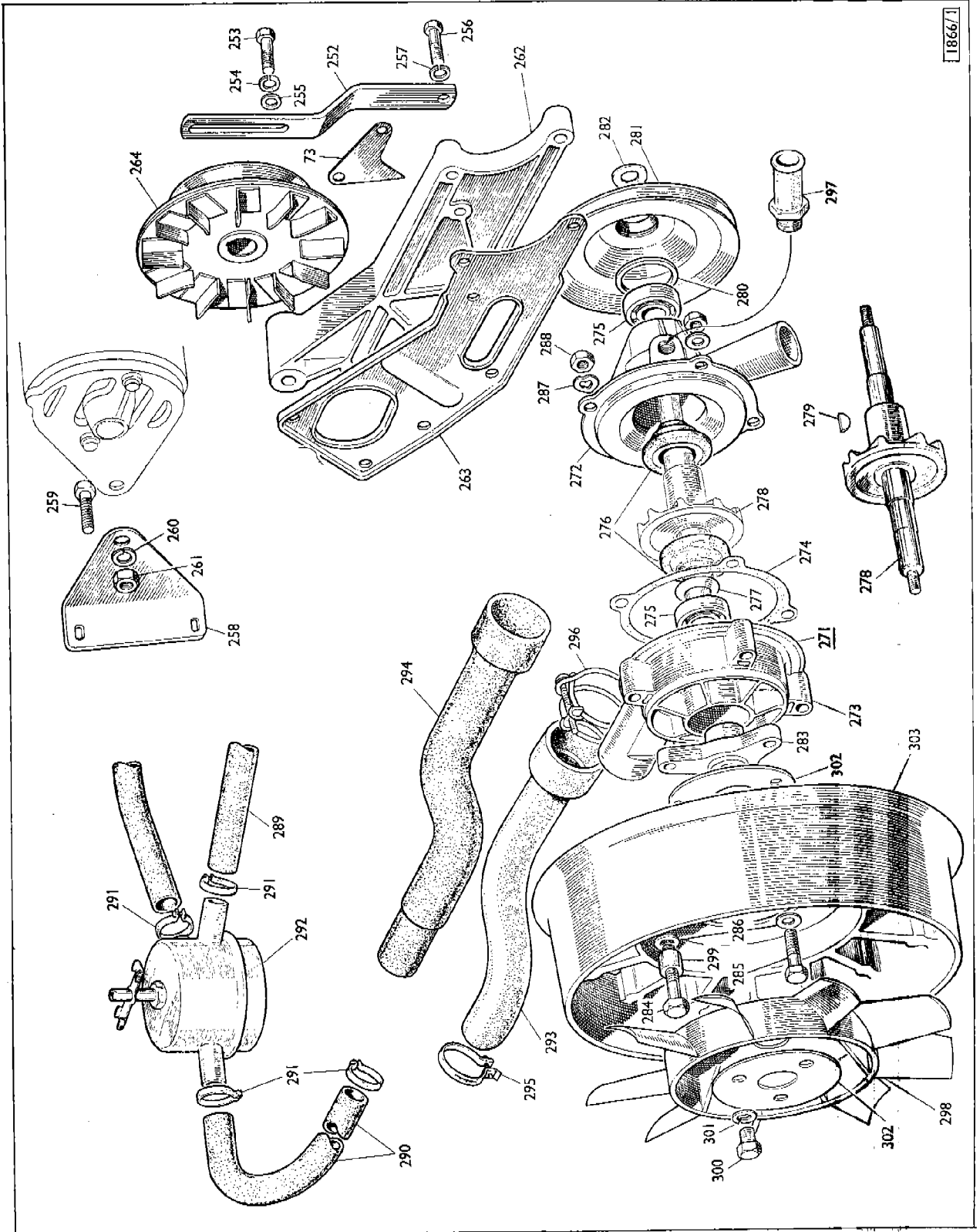


PLATE B—SECTION A

ENGINE (MOTOR) AND AUXILIARIES



18667 1

PLATE C—SECTION A

ENGINE (MOTOR) AND AUXILIARIES

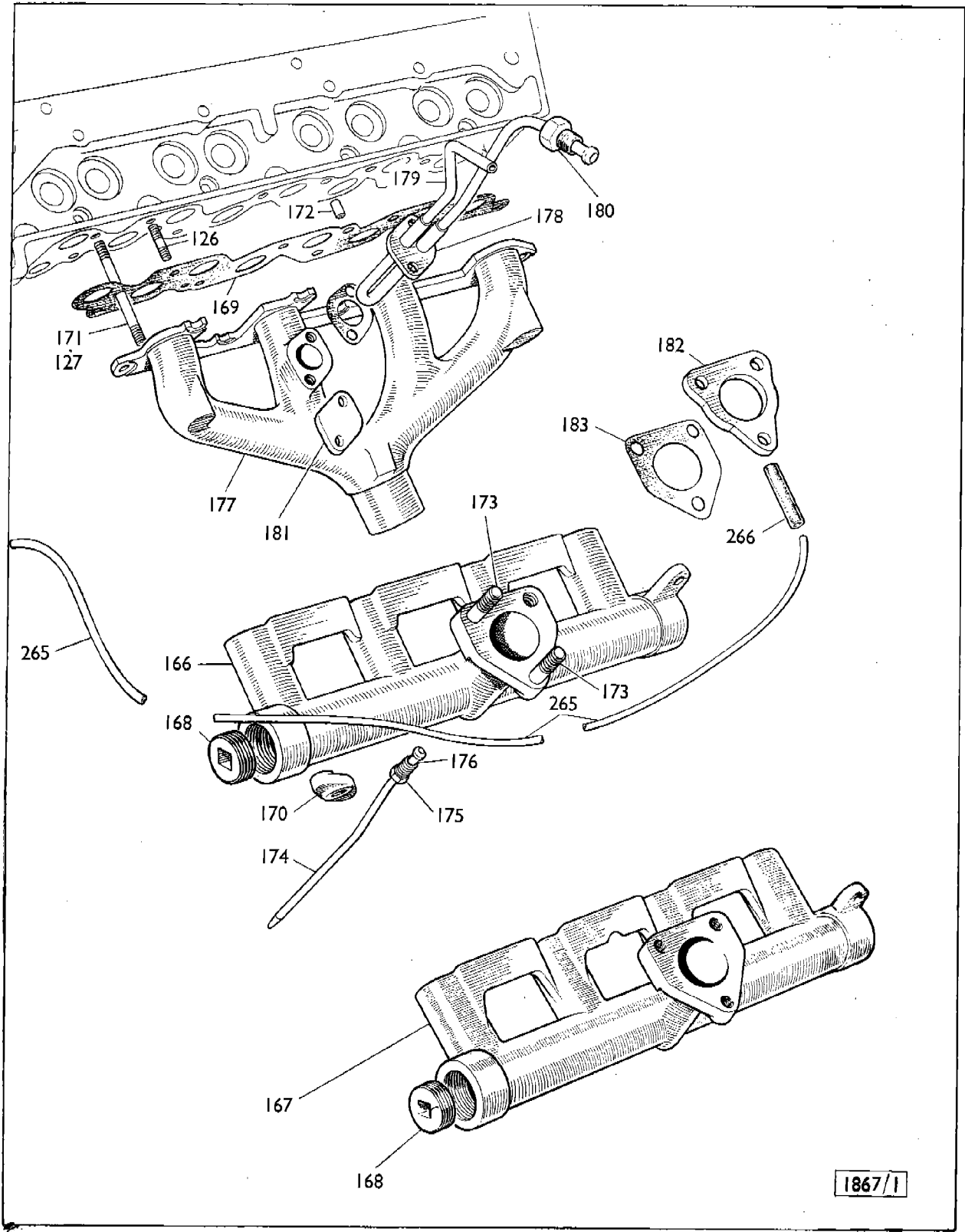


PLATE D—SECTION A

ENGINE (MOTOR) AND AUXILIARIES

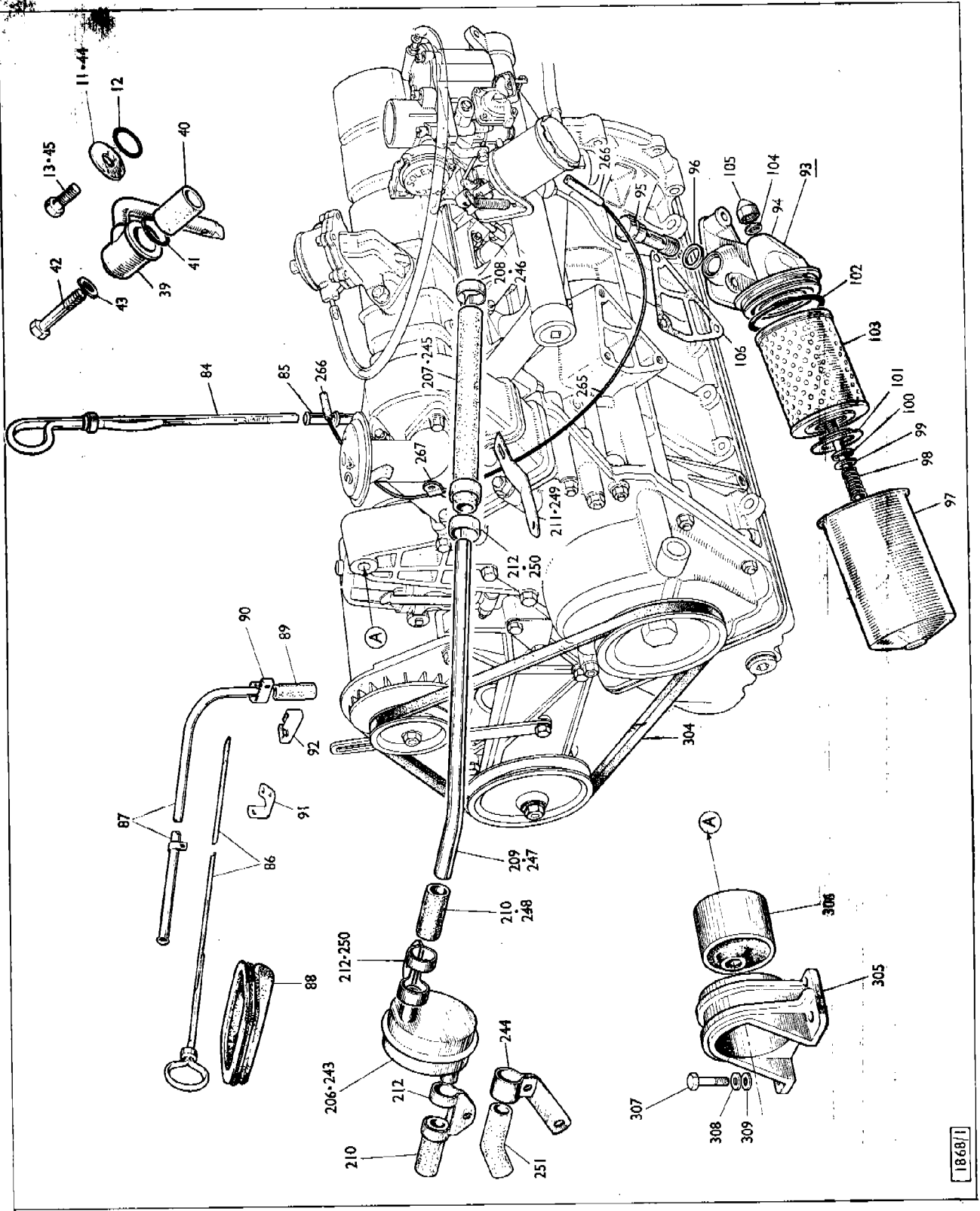


PLATE E — SECTION A

ENGINE (MOTOR) AND AUXILIARIES

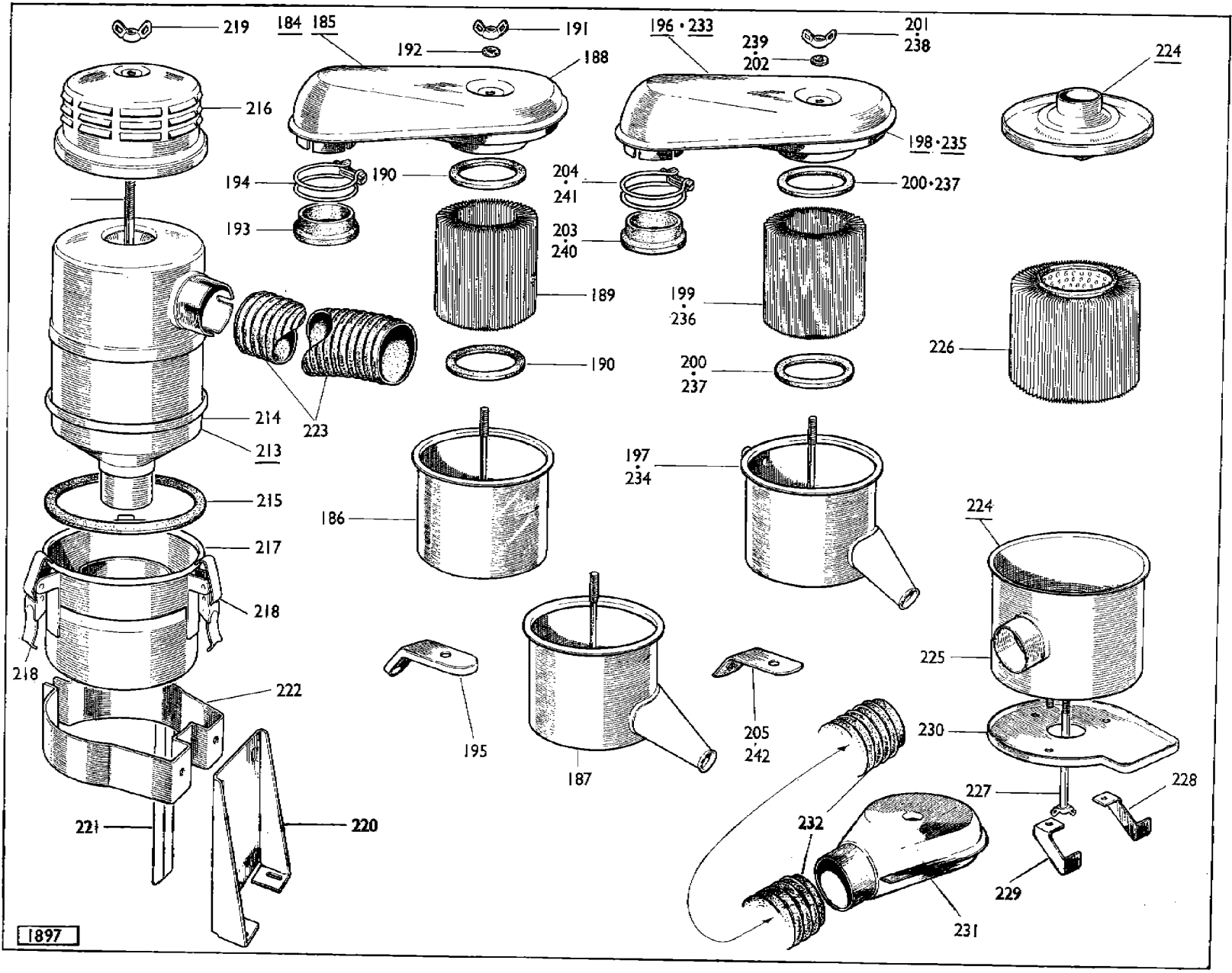


PLATE F—SECTION A

ENGINE (MOTOR) UNIT

Plate Ref.	Part Number	DESCRIPTION	No. per Veh.	REMARKS
	7050081	SHORT ENGINE (MOTOR) UNIT (High Compression) ...	1	
	7050088	SHORT ENGINE (MOTOR) UNIT (Low Compression) ...	1	
A1	7050000	CYLINDER BLOCK c/w BEARING CAPS	1	
A2	9803112	Oil gallery plug (Rear) ...	1	Early cars
	9803115	Oil gallery plug (Rear) ...	1	Late cars
A3	5220712	Washer—Plug ...	2	
A4	9804420	Oil gallery plug (Front) ...	1	Early cars
	9803112	Oil gallery plug (Front) ...	1	Late cars
A5	9802042	Oil gallery plug ...	1	} Alternatives
	9801043	Oil gallery plug ...	1	
A6	5220713	Washer—Plug ...	1	} For use when Oil gauge not fitted
A7	9804410	Oil way plug ...	1	
A8	7100316	Bolt, $\frac{7}{16}$ " U.N.C. \times $\frac{3}{4}$ " ...	6	} Bearing caps
	9067506	Washer, $\frac{7}{16}$ " plain ...	6	
A9	7100178	Lock plate ...	3	
		Drain tap ...	1	See Engine Auxiliaries
A10	7100037	Seal—Rear main bearing caps ...	2	
E11	7100398	Blanking plate ...	1	} From
E12	9107066	'O' ring ...	1	
E13	5220697	Screw, $\frac{7}{16}$ " U.N.C. \times $\frac{3}{4}$ " } Blanking plate to cylinder block ...	1	* See note
<p>*Note. From Home: B.41,9092996 De-Luxe, B.42,9003751 Std., B.43,1,009790 Chamois. Export: B.41,9,085568 De-Luxe, B.42,9,003129 Std., B.43,1,003584 Chamois. C.K.D. introduction: De-Luxe: Eire B.41,9,507129, S.A. B.41,9,508089, N.Z. B.41,9,506937, Portugal B.41,9,506985, Uruguay B.41,9,506589, Costa Rica B.41,9,506361. Standard: Venezuela B.42,9,510021, Australia B.42,9,509925, N.Z. B.42,9,510141, and all models on and after the above chassis change points.</p>				
	7054000	Piston complete (Std. Grade A) ...	4	} Superseded by 7054008/9/10/11
	7054001	Piston complete (Std. Grade B) ...	4	
	7054002	Piston complete (Std. Grade C) ...	4	
B14	7054003	Piston complete (Std. Grade D) ...	4	
	7054008	Piston complete (Std. Grade A) ...	4	
	7054009	Piston complete (Std. Grade B) ...	4	
	7054010	Piston complete (Std. Grade C) ...	4	
	7054011	Piston complete (Std. Grade D) ...	4	
	7054015	Piston complete (Std. Grade A) ...	4	
	7054016	Piston complete (Std. Grade B) ...	4	
	7054017	Piston complete (Std. Grade C) ...	4	
	7054018	Piston complete (Std. Grade D) ...	4	
	7054006	Piston complete (-015" o/s) ...	4	
	7054007	Piston complete (-030" o/s) ...	4	
	7054021	Piston complete (-015" o/s) ...	4	
	7054022	Piston complete (-030" o/s) ...	4	
B15	7054030	Compression ring (Std.) ...	4	
	7054031	Compression ring (-015" o/s) } Top groove ...	4	
	7054032	Compression ring (-030" o/s) } ...	4	
B16	7054033	Compression ring (Std.) ...	4	
	7054034	Compression ring (-015" o/s) } Second groove ...	4	
	7054035	Compression ring (-030" o/s) } ...	4	

ENGINE (MOTOR) UNIT

Plate Ref.	Part Number	DESCRIPTION	No. per Veh.	REMARKS
SHORT ENGINE (MOTOR) UNIT—continued				
PISTON—continued				
B17	7054036	Scrapers ring (Std.)	4	Superseded by 7054136/7/8
	7054037	Scrapers ring (.015" o/s)	4	
	7054038	Scrapers ring (.030" o/s)	4	
	7054136	Scrapers ring (Std.)	4	
	7054137	Scrapers ring (.015" o/s)	4	
	7054138	Scrapers ring (.030" o/s)	4	
B18	7054040	Gudgeon pin—Standard	4	
B19	9204003	Circlip—Gudgeon	8	
	7050009	Connecting rod	4	Superseded by 7100636 See Data Sheet 2A/289
	7100463	Connecting rod	4	
B20	7100636	Connecting rod	4	
B21	7054106	Bush—Small end	4	
	7100104	Bolt—Special	8	For use with 7050009 and 7100463 See Data Sheet 2A/289
B22	7100631	Bolt—Special	8	
B23	7100105	Tab washer	8	
B24	7054045	Big end bearing set (Std.)	1	Engine set of 8 halves
	7054046	Big end bearing set (.020" u/s)	1	
	7054047	Big end bearing set (.040" u/s)	1	
B25	7054050	Main bearing set (Std.)	1	Engine set of 6 halves
	7054051	Main bearing set (.020" u/s)	1	
	7054052	Main bearing set (.040" u/s)	1	
B26	7054055	Thrust washer set (Std.)	1	Engine set of 2 halves
	7054056	Thrust washer set (.005" u/s)	1	
B27	7050006	CRANKSHAFT	1	
	7095017	Drive gear set	1	Superseded by 7095018 See * Note
B28	7095018	Drive gear set	1	
*Note. Comprises Distributor Drive gear 1 off, Oil pump pinion 1 off.				
B29	7100094	Timing sprocket	1	Superseded by 5220715 Mk. I
	9146201	Dowel	1	
	5220715	Dowel	1	
B30	9146201	Dowel	1	Mk. II & Van
B31	7100096	Pulley	1	
	9213007	Key	2	Superseded by 5220720
B32	5220720	Key	2	
	9003141	Bolt	1	Superseded by 9003143 Except Van
	9003142	Bolt	1	
B33	9003143	Bolt	1	
B34	7100250	Starting jaw	1	Van. For other applications see Special Accessories Section
B35	7100184	Washer—Special	1	
	7100101	Tab washer	1	Superseded by 7100328 See * Note
B36	7100328	Tab washer	1	
*Note. When replacing tab washer on early models fitted with a slotted plain washer, new plain washer 7100184 which has a "flat" instead of a "slot" should be used.				
A37	7100187	Lifting eye	1	
A38	7100201	Lifting eye	1	
	5220703	Nut, 3/8" U.N.F.	2	Lifting eye to block
	9661242	Washer, 3/8" spring	5	
	9067037	Washer, 3/8" plain	5	
Note. Remarks Mk. II also include Super				

ENGINE (MOTOR) UNIT

Plate Ref.	Part Number	DESCRIPTION	No. per Veh.	REMARKS
	7100174	BREATHER	1	Superseded by 7100350 Up to the introduction of Blanking plate 7100398, Page A1 U.S.A. and Canada Up to 7100441 From * See Note
E39	7100350	BREATHER	1	
E40	7100177	Ribbon element—Breather	1	
E41	7100299	'O' ring—Breather to cylinder block	1	
E42	19405191	Bolt, $\frac{5}{16}$ " U.N.C. \times 2 $\frac{1}{2}$ " ... } Breather unit to	1	
E43	9067023	Washer, $\frac{5}{16}$ " plain ... } cylinder block	1	
E44	7100398	Blanking plug	1	
E45	5220697	Screw, $\frac{5}{16}$ " U.N.C. \times $\frac{3}{4}$ "—Plug to block	1	
	7100015	Flywheel and Starter ring (Gear)	1	
B46	7100441	Flywheel and Starter ring (Gear)	1	
		*Note. From B.41,9,093266 De-Luxe, B.42,9,003751 Standard, B.43,1,009819 Chamois, and all models on and after the aforementioned Chassis Change points.		
B47	7100017	Starter ring	1	Note. A replacement Flywheel and Starter ring (Gear) is available in part exchange for the original. When replacing Flywheel only correct screw, 5220684 Clutch cover to flywheel should be used.
B48	5220694	Bolt, $\frac{3}{8}$ " U.N.F. \times 1" ... } Flywheel to	4	Superseded by 9571043
B49	7100102	Lockplate ... } crankshaft	2	
B50	9226013	Timing chain	1	
B51	7100064	Bracket—Chain tensioner	1	
B52	7100066	Pin—Tensioner bracket	1	
B53	29900420	Stud, $\frac{1}{4}$ " U.N.C./U.N.F. ... } Tensioner bracket	2	
B54	7100071	Tab washer ... } to	1	
B55	9510040	Nut, $\frac{1}{4}$ " U.N.F. ... } cylinder block	2	
B56	7100067	Blade—Chain tensioner	1	
B57	7100070	Spring—Tensioner	1	
	7100066	Pin—Blade	1	
B58	7100069	Shoe—Tensioner blade	1	
B59	7100072	Damper—Timing chain	1	
B60	5220692	Screw, $\frac{1}{2}$ " U.N.F. \times $\frac{1}{4}$ " ... } Damper	2	
B61	9067015	Washer, $\frac{1}{4}$ " plain ... } fixing	2	
B62	9551043	Nut, $\frac{1}{4}$ " nyloc ... }	2	
	9571043	Nut, $\frac{1}{4}$ " nyloc ... }	2	
B63	7100073	Runner—Tensioner shoe	1	
B64	5220695	Screw, $\frac{1}{4}$ " U.N.F. \times $\frac{1}{4}$ " ... } Runner	2	
	5220682	Screw, $\frac{1}{4}$ " U.N.F. \times $\frac{3}{8}$ " ... } fixing	2	
	19504092	Screw, $\frac{1}{4}$ " U.N.F. \times 1 $\frac{1}{8}$ " ... }	2	
B65	9067015	Washer, $\frac{1}{4}$ " plain ... }	2	
B66	9551043	Nut, $\frac{1}{4}$ " U.N.F. nyloc ... }	2	
	9571043	Nut, $\frac{1}{4}$ " U.N.F. nyloc ... }	2	
	7100006	TIMING COVER	1	
A67	7095013	TIMING COVER	1	
A68	7095000	Gasket—Timing cover to cylinder block	1 Pr.	
A69	29605303	Stud, $\frac{1}{8}$ " U.N.C./U.N.F. \times 3 $\frac{1}{2}$ "	2	Early cars Superseded by 29900444 Early cars Late cars 8 off Late cars 8 off Late cars Superseded by 5220715
	7100369	Stud, $\frac{1}{8}$ " U.N.C./U.N.F. \times 3-70"	2	
	29900444	Stud, $\frac{1}{8}$ " U.N.C./U.N.F. \times 3-70"	2	
	29900444	Stud, $\frac{1}{8}$ " U.N.C./U.N.F. \times 3-70"	4	
	29605243	Stud, $\frac{1}{8}$ " U.N.C./U.N.F. \times 3" ... } Timing cover	1	
	29605213	Stud, $\frac{1}{8}$ " U.N.C./U.N.F. \times 2 $\frac{1}{2}$ " ... } to	1	
A70	29605123	Stud, $\frac{1}{8}$ " U.N.C./U.N.F. \times 1 $\frac{1}{2}$ " ... } cylinder block	4	
	9067023	Washer, $\frac{5}{16}$ " plain	10	
	5220701	Nut, $\frac{1}{8}$ " U.N.F.	10	
	9146201	Dowel } Timing cover	1	
	5220715	Dowel }	1	

Note. Remarks Mk. II also include Super

ENGINE (MOTOR) UNIT

Plate Ref.	Part Number	DESCRIPTION	No. per Veh.	REMARKS
A71	9107026	'O' ring—Timing cover to cylinder block	1	
A72	9102085	Oil seal—Crankshaft	1	
C73	7100261	Timing pointer	1	
A73/1	9804420	Plug—Oil gallery	1	
	29900413	Stud, .371" × 2.125"—Bell housing	5	
	9146199	Dowel—Bell housing	2	
	7100260	OIL PUMP	1	Superseded by 7095019
B74	7095019	OIL PUMP	1	Not supplied
		Body—Oil pump		
B75	7095003	Driving spindle c/w Rotor and vane	1	
B76	7100254	Cover and filter unit	1	
		Screw—Cover to pump body	3	Slave purposes only
	7095018	Driving pinion and Gear (Distributor and oil pump drive)...	1	
B77	7100078	Pin—Pinion to shaft	2	
B78	7100081	Gasket—Oil pump to timing cover	1	
A79	29604203	Stud, ¼" U.N.C./U.N.F. × 2½"—Oil pump	3	
	9067015	Washer, ¼" plain } Oil pump to	3	
	9510040	Nut, ¼" U.N.F. } timing cover	3	
	7100330	SUMP (Oil pan)	1	Up to introduction 7100391
A80	7100391	SUMP (Oil pan)	1	From B.411031444 See * Note for CKD.
<p>*Note. CKD. points for the above are as follows: South Africa B.41,1,503301, New Zealand B.411503337, Australia B.42,1,501885, Venezuela B.421502497.</p>				
A81	9803113	Drain plug, ½" B.S.P. (Brass)	1	} Alternatives
	9801043	Drain plug, ½" B.S.P. (Steel)	1	
	5220713	Washer, ½" copper—Drain plug	1	
A82	7100242	Gasket	1	
A83	7100309	Stud, ¼" U.N.C./U.N.F. × 1½"	24	} Sump to cylinder block and timing cover
	9661161	Washer, ¼" spring	24	
	9510040	Nut, ¼" U.N.F.	24	
E84	7100270	DIPSTICK—Sump (Oil pan)	1	
	7100357	Seal—Dipstick	1	
E85	7100164	Tube—Dipstick	1	
E86	7100558	DIPSTICK—Sump (Oil pan)	1	
	7100357	Seal—Dipstick	1	
E87	7100624	Dipstick tube (Superseded by 7100663)	1	
	7100663	Dipstick tube	1	
E88	7100553	Grommet } Dipstick tube	1	
E89	7100552	Hose } Dipstick tube	1	
E90	9782091	Clip—Hose ... (Up to the introduction 9788091)	2	} Van
	9788091	Clip—Hose ... (Mk. I van from B46,2001337)	1	
E91	7100627	Bracket—Dipstick tube to cylinder head	1	
	9661163	Washer, ½" spring } Dipstick tube bracket	2	
	9510041	Nut, ¼" U.N.F. } to cylinder head	2	
E92	7100554	Bracket } (Superseded by 7100665)	1	
	7100665	Bracket } Dipstick tube to dynamo bracket	1	
	19503041	Screw, No. 10 U.N.F. × ¼"	2	
	9663122	Washer, ⅜" shakeproof } to	2	
	5220700	Nut, No. 10 U.N.F. } dynamo bracket	2	
	7100091	OIL FILTER UNIT	1	Superseded by 7100431 See 2A/291
E93	7100431	OIL FILTER UNIT	1	
E94		Filter base		Not supplied
E95	5040540	Relief valve assembly	1	
E96	9122127	Washer—Valve	1	

Note. Remarks Mk. II also include Super

ENGINE (MOTOR) UNIT

Plate Ref.	Part Number	DESCRIPTION	No. per Veh.	REMARKS
		OIL FILTER UNIT—continued		
	7080137	Container c/w centre stud ... (Sec Data Sheet 2A/291)	1	} For 7100331
	7080138	Spring	1	
E97	7080249	Container c/w centre stud	1	} For 7100331
	7080251	Circlip—Centre stud	1	
E98	7080250	Spring—Centre stud	1	
E99	7080139	Washer, special—Spring	1	
E100	7080140	Felt washer } Centre stud	1	
E101	7080141	Pressure plate }	1	
E102	7080142	Sealing ring, 1/8" thick—Container to base	1	
E103	7100092	Element pack	1	
E104	7080143	Sealing washer }	1	
E105	7080144	Domed nut }	1	
	7100093	Gasket	2	Superseded by 7100336
E106	7100336	Gasket	2	
	9067024	Washer, 1/16" plain } Filter to	3	Superseded by 5200482
	5200482	Washer, 1/16" plain } cylinder block	3	
	29605163	Stud, 1/8" U.N.C./U.N.F. x 2"	3	
	5220701	Nut, 1/8" U.N.F.	3	
A107	7010041	WATER INLET PIPE	1	
A108	7100158	Gasket	1	
A109	29604111	Stud, 1/4" U.N.C./U.N.F. x 1 1/4" } Pipe to	2	cylinder block
	9067015	Washer, 1/4" plain }	2	
	9510040	Nut, 1/4" U.N.F.	2	
	7050001	CYLINDER HEAD	1	Mk. I
A110	7050119	CYLINDER HEAD	1	Mk. II and Van
A111	9804410	Plug—Oil way	1	
	7100334	Oil restrictor jet	1	No longer used or supplied
A112	7100325	Dowel	2	
A113	9801640	Plug, 3/8" U.N.F. } Thermometer	1	} Up to * See Note
A114	9077039	Washer—Plug tapping	1	
		*Note. Up to B.41,1,007648 De-Luxe, B.42,1,500024 Standard B.42,1,000100 Standard CKD., B.41,1,500732 Eirc.		
A115	9101822	Sealing cup	3	} Alternatives
	9101824	Sealing cup	3	
B116	7054090	Valve guide (Std.)	4	} Exhaust
	7054092	Valve guide (.001" o/s)	4	
	7054093	Valve guide (.003" o/s)	4	
B117	7054091	Valve guide (Std.)	4	} Inlet (Intake)
	7054094	Valve guide (.001" o/s)	4	
	7054095	Valve guide (.003" o/s)	4	
B118	9207019	Circlip—Valve guide retaining	8	
	7100043	Valve seat insert (Std.)	4	} For 7050001
	7054110	Valve seat insert (.002" o/s)	4	
	7054111	Valve seat insert (.005" o/s)	4	} Exhaust
	7054151	Valve seat insert (Std.)	4	
	7054152	Valve seat insert (.002" o/s)	4	} For 7050119
	7054153	Valve seat insert (.005" o/s)	4	
	7100042	Valve seat insert (Std.)	4	} For 7050001
	7054112	Valve seat insert (.002" o/s)	4	
	7054113	Valve seat insert (.005" o/s)	4	} Inlet
	7054147	Valve seat insert (Std.)	4	
	7054148	Valve seat insert (.002" o/s)	4	} For 7050119
	7054149	Valve seat insert (.005" o/s)	4	

Note. Remarks Mk. II also include Super

ENGINE (MOTOR) UNIT

Plate Ref.	Part Number	DESCRIPTION	No. per Veh.	REMARKS
A119	9801030	Plug ...	1	} Standard Models } Superseded by 9169030 } Up to 7100643 } Mk. II } Superseded by 9169030 } Models fitted Heater
	9077099	Washer—Plug } Cylinder head	4	
	9169023	Connector } By-pass hose	1	
	9169029	Connector } By-pass hose	1	
	9169030	Connector } By-pass hose	1	
	7100643	Connector—Bypass hose	1	
	9169023	Connector } Heater hose	1	
	9169029	Connector } Heater hose	1	
	9169030	Connector } Heater hose	1	
A120	9107005	'O' ring—Cylinder head to block	1	
A121	7100367	Gasket	1	
A122	9067037	Washer, $\frac{3}{8}$ " plain	10	Superseded by 7100353
	7100353	Washer, $\frac{3}{8}$ " plain	10	
A123	9003055	Bolt, $\frac{3}{8}$ " U.N.C. × 3"	5	Superseded by 9003238
	9003238	Bolt, $\frac{3}{8}$ " U.N.C. × 3"	5	
A124	9003056	Bolt, $\frac{3}{8}$ " U.N.C. × 3 $\frac{1}{2}$ "	5	Superseded by 9003239
	9003239	Bolt, $\frac{3}{8}$ " U.N.C. × 3 $\frac{1}{2}$ "	5	
A125	29900409	Stud, $\frac{1}{8}$ " U.N.C./U.N.F.	2	
	5200482	Washer, $\frac{1}{8}$ " plain	2	
	5220701	Nut, $\frac{1}{8}$ " U.N.F.	2	
	7100286	Cover—Sparking plug recess	4	
D126	29605124	Stud, $\frac{1}{8}$ " U.N.C./U.N.F. × 1 $\frac{1}{2}$ "—Manifold	7	
D127	29605344	Stud, $\frac{1}{8}$ " U.N.C./U.N.F. × 4 $\frac{1}{4}$ "—Manifold clamp	2	
A128	9146190	Dowel } Tappet block	2	Superseded by 7100325 Part of Cylinder head
	7100325	Dowel } Tappet block	2	
B129	7100045	INLET VALVE	4	} Mk. I } Mk. II and Van
	7100046	EXHAUST VALVE	4	
B130	7100465	INLET VALVE	4	
B131	7100449	EXHAUST VALVE	4	
B131	7100049	Valve spring	8	Superseded by 7100308
	7100283	Cup } Inlet (Intake) valve spring	4	
B132	7100308	Cup } Inlet (Intake) valve spring	4	
B133	7100331	Sealing gasket—Inlet (Intake) valve cup	4	
B134	7050056	Seal—Valve stem } Inlet (Intake) Valve	4	Superseded by 7100318 * See Note
	7100318	Seal—Valve stem } Inlet (Intake) Valve	4	
<p>*Note. A limited number of engines were fitted with a valve stem seal retained by a Belleville washer. When replacing this type of seal it will also be necessary to fit a new cup, Part No. 7100308, and Sealing gasket, Part No. 7100331.</p>				
B135	7100047	Cup—Exhaust valve spring	4	
B136	7100324	Collar—Valve spring	8	
B137	7100051	Cotter—Valve retaining	2	1 Set of 8 Halves
B138	7100052	TAPPET	8	
TAPPET ADJUSTMENT SHIMS				
B139	7054060	0-111" Thick	A/R	
	7054061	0-110" Thick	A/R	
	7054062	0-109" Thick	A/R	
	7054063	0-108" Thick	A/R	
	7054064	0-107" Thick	A/R	
	7054065	0-106" Thick	A/R	
	7054066	0-105" Thick	A/R	
	7054067	0-104" Thick	A/R	
<p>Note. Remarks also Mk. II include Super</p>				

ENGINE (MOTOR) UNIT

Plate Ref.	Part Number	DESCRIPTION	No. per Veh.	REMARKS
		TAPPET ADJUSTMENT SHIMS—continued		
	7054068	0-103" Thick	A/R	
	7054069	0-102" Thick	A/R	
	7054070	0-101" Thick	A/R	
	7054071	0-100" Thick	A/R	
	7054072	0-099" Thick	A/R	
	7054073	0-098" Thick	A/R	
	7054074	0-097" Thick	A/R	
	7054075	0-096" Thick	A/R	
	7054076	0-095" Thick	A/R	
	7054077	0-094" Thick	A/R	
	7054078	0-093" Thick	A/R	
	7054079	0-092" Thick	A/R	
	7054080	0-091" Thick	A/R	
	7054081	0-090" Thick	A/R	
	7054082	0-089" Thick	A/R	
	7054083	0-088" Thick	A/R	
	7054084	0-087" Thick	A/R	
A140	7050004	TAPPET BLOCK c/w Bearing caps	1	
	29604173	Stud, 1/4" U.N.C./U.N.F. x 2 1/8"	8	
	9067015	Washer, 1/4" plain	8	
	9510040	Nut, 1/4" U.N.F.	8	
	7100235	Dowel—Stud	8	
A141	7100235	Dowel—stud—Bearing cap	2	See also Cylinder Head
	9067015	Washer, 1/4" plain	6	
	9510040	Nut, 1/4" U.N.F.	6	
B142	7054059	Camshaft bearing set	6	
	7100000	CAMSHAFT	1	
B143	7100411	CAMSHAFT	1	Superseded by 7100411
B144	7100057	Timing wheel	1	
	9146901	Dowel	1	
B145	7100301	Dowel	1	Superseded by 7100301
B146	7100173	Washer	1	
B147	7100058	Tab washer	1	
B148	5220686	Bolt, 3/8" U.N.F. x 3/4"	1	
A149	7100012	CAMBOX COVER	1	
A150	7100061	Gasket	1	
A151	29900421	Stud, 1/4" U.N.C./U.N.F.	8	
	9067015	Washer, 1/4" plain	8	
	9510040	Nut, 1/4" U.N.F.	8	
A152	7010086	OIL FILLER	1	
	7100401	OIL FILLER	1	
A153	7010099	OIL FILLER	1	(Superseded by 7010099)
A153/1	7100062	Gasket	1	
	9067024	Washer, 1/8" plain	1	
	5200482	Washer, 1/8" plain	2	Superseded by 5200482
	9068013	Washer, 1/8" plain	2	
	9661203	Washer, 1/8" spring	A/R	Alternative to 5200482
	19605071	Bolt, 1/8" U.N.C. x 1/4"	2	
A154	7100280	CAP—Oil filler and breather	1	
A155	7100394	CAP—Oil filler (Sealed type)	1	Check illustration when ordering
	7080126	'O' ring—Filler cap	1	

ENGINE (MOTOR) UNIT

Plate Ref.	Part Number	DESCRIPTION	No. per Veh.	REMARKS
A156	7100598	OIL FILLER	1	} Van
	19605062	Screw, $\frac{1}{8}$ " U.N.C. \times $\frac{3}{4}$ " ...	2	
	9067024	Washer, $\frac{1}{8}$ " plain ...	2	
A157	7100599	Hose—Oil filler to filler tube ...	1	
A158	7100614	Filler tube ...	1	
A159	9782281	Clip—Filler hose ...	2	
	39213081	Screw, No. 10 U.N.F. \times $\frac{1}{2}$ "—Filler tube securing ...	2	
A160	1207074	CAP—Oil filler ...	1	
	7100671	CAP—Oil filler ...	1	
	7100169	THERMOSTAT ...	1	
	7100409	THERMOSTAT ...	1	Van from B46,2,001114 Superseded by 7100409 Up to introduction 7100429 * See Note
A161	7100429	THERMOSTAT ...	1	
		*Note. From B.41,9,086306 De-Luxe, B.42,9,003215 Standard, B.43,1,003898 Chamois, and all models on and after the above Chassis change points.		
	7010042	Water outlet pipe } Thermostat ...	1	Superseded by 7010105
A162	7010105	Water outlet pipe } housing ...	1	
	7100161	Gasket ...	1	} Superseded by 7100416
	7100297	Gasket ...	1	
A163	7100416	Gasket ...	1	
	29900408	Stud, $\frac{5}{16}$ " U.N.C./U.N.F. ...	2	} Water outlet pipe to cylinder head ...
	9067023	Washer, $\frac{5}{16}$ " plain ...	2	
	5220701	Nut, $\frac{5}{16}$ " U.N.F. ...	2	
		Temperature transmitter ...		See Electrical Section
A164	9801640	Plug ...	1	} For use when temperature transmitter not fitted
A165	9077039	Washer (Fibre) } Blanking temperature transmitter drilling ...	1	

Note. Remarks Mk. II also include Super

ENGINE (MOTOR) AUXILIARIES

Plate Ref.	Part Number	DESCRIPTION	No. per Veh.	REMARKS
		Note. The following parts are not supplied with Engine (Motor) Unit.		
	7050076	TOP OVERHAUL GASKET SET	1	Superseded by 7050109
	7050109	TOP OVERHAUL GASKET SET	1	
		Note. Top overhaul gaskets set include Cylinder Head, Manifold, Inlet (Intake) Valve Seals, Cambox cover, Petrol pump, Carburettor, Water outlet pipe, and Actuator unit gaskets. Also the Cylinder head to Block 'O' ring.		
D166	7100185	INDUCTION MANIFOLD	1	Up to introduction 7100312 From * See Note
D167	7100312	INDUCTION MANIFOLD *Note. From B.41,1,010431 De-Luxe; B.42,1,000101 Standard.	1	
D168	9803167	Plug, 1" B.S.P. mild steel	2	Up to introduction 7100313 From * See Note
	7100113	Gasket } Manifold to cylinder head	1	
D169	7100313	Gasket } Manifold to cylinder head *Note. From B.41,1,010431 De-Luxe; B.42,1,000101 Standard.	1	
	5200482	Washer, 1/8" plain	7	See also Engine (Motor) Unit
	5220701	Nut, 1/8" U.N.F.	7	
	29605124	Stud, 1/8" U.N.C./U.N.F. x 1 1/2"	7	
D170	7100114	Clamp	2	See also Engine (Motor) Unit
	5200482	Washer, 1/8" plain	2	
	5220701	Nut, 1/8" U.N.F.	2	
D171	29605344	Stud, 1/8" U.N.C./U.N.F. x 4 1/2"	2	See also Engine (Motor) Unit
	9146187	Dowel } Manifolds to cylinder head	2	
D172	7100325	Dowel } Manifolds to cylinder head	2	Superseded by 7100235
D173	29604121	Stud, 1/4" U.N.C./U.N.F. } Carburettor	3	
	29805113	Stud, 1/4" U.N.C./U.N.F. } to manifold	3	Mk. I Van and Mk. II Superseded by 7100327
	7100295	Drain pipe } Induction (Intake)	1	
D174	7100327	Drain pipe } manifold	1	Up to introduction of Cover plate 7100464 From * See Note
D175	9156515	Nut	1	
D176	9157104	Olive	1	Up to introduction of Cover plate 7100464 From * See Note
D177	7100022	EXHAUST MANIFOLD	1	
D178	7100220	Heater element	1	Up to introduction of Cover plate 7100464 From * See Note
D179	7100226	Air tube—Delivery	1	
D180	7100227	Air tube—Return	1	Up to introduction of Cover plate 7100464 From * See Note
D181	7100464	Cover plate—Exhaust manifold	1	
		*Note. From B.41,9,086306 De-Luxe, B.42,9,003215 Standard, B.43,1,003898 Chamois, and all models on and after the above Chassis change points. CKD. points for the above: De-Luxe: B.41,9,507129 Eire, B.41,9,507021 New Zealand, B.41,9,506997 Portugal, B.41,9,506361 Costa Rica, B.41,9,507117 Standard: B.42,9,509973 Australia, B.42,9,510021 Venezuela.		
	5220690	Bolt, 1/2" U.N.F. } Heater element	2	See Exhaust System section
	7100225	Gasket	1	
	9067014	Washer, 1/2" plain } to exhaust manifold	2	
		Note. For Olives and Retaining nuts for air tubes, see Carburettor section.		
		EXHAUST SYSTEM		
		Note. Remarks Mk. II also include Super		

ENGINE (MOTOR) AUXILIARIES

Plate Ref.	Part Number	DESCRIPTION	No. per Veh.	REMARKS
CARBURETTOR AND CONTROLS				
CARBURETTOR—See Carburettor section.				
D182	7100118	Gasket	1	Mk. I Mk. II & Van
	29604121	Stud, 1/4" U.N.F./U.N.C. Carburettor and actuator unit	3	
	29604131	Stud, 1/4" U.N.F./U.N.C. or abutment bracket	3	
	9067015	Washer, 1/4" plain to induction manifold	3	
	9510040	Nut, 1/4" U.N.F.	3	
D183	7100183	Gasket—Actuator unit to induction manifold	1	See Distributor
		SUCTION PIPE (Distributor auto control)		
AIR CLEANER				
F184	7100206	AIR CLEANER	1	Up to 7100395 From * See Note below U.S.A. and Canada up to Mk. II
F185	7100395	AIR CLEANER	1	
	7100395	AIR CLEANER	1	
F186		Main body	1	} Not supplied
F187		Main body		
F188		Elbow (Top) assembly		
F189	7080037	Element		
F190	7080036	Gasket—Element seating		
F191	9023007	Wing nut ... } Elbow (Top)		
F192	9078077	Washer (fibre) } to main body	1	
<p>*Note. From Home: B.41,9,092996 De-Luxe, B.42,9,003751 Std., B.43,1,009790 Chamois. Export: B.41,9,085568 De-Luxe, B.42,9,003129 Std., B.43,1,003584 Chamois, up to Mk. II CKD. points for the above. De-Luxe: B.41,9,507129 Eire, B.41,9,508089 South Africa, B.41,9,506937 New Zealand. Standard: B.42,9,510021 Venezuela, B.42,9,510141 N.Z.</p>				
F193	7100239	Rubber insulator—Neck	1	} Up to Mk. II
	7080038	Clip } Air cleaner to carburettor (Superseded by 9782321)	1	
F194	9782321	Clip } Air cleaner mounting (Superseded by 7100305)	1	
F195	7100172	Bracket } Air cleaner mounting	1	
	7100305	Bracket } Air cleaner mounting	1	
	5220692	Bolt, 1/8" U.N.F. x 7/8" } Bracket to (Superseded by 5200487)	1	
	9067023	Washer, 5/8" spring } induction manifold	1	
	5200487	Washer, 5/8" spring } induction manifold	1	
	5220701	Nut, 1/8" U.N.F. } Bracket to (Superseded by 5200487)	1	
	9003041	Screw, 1/8" U.N.F. } air cleaner	1	
	9067023	Washer, 5/8" spring } air cleaner	1	
	5200487	Washer, 5/8" spring } air cleaner	1	
	7100396	Elbow—Air cleaner to flame trap	1	
	7100397	FLAME TRAP	1	
	9166259	Hose, 13" long } Flame trap to } Alter- } U.S.A. & Canada	1	
	9166273	Hose, 9 1/2" long } oil filler } natives	1	
	9782111	Clip—Hose and elbow	3	
	7100426	Breather—Hose	1	
	9784113	Clip—Hose to air cleaner	1	
<p>*Note. From Home: B.41,9,092996 De-Luxe, B.42,9,003751 Std., B.43,1,009790 Chamois. Export: B.41,9,085568 De-Luxe, B.42,9,003129 Std., B.43,1,003584 Chamois, up to Mk. II CKD. points for the above. De-Luxe: B.41,9,507129 Eire, B.41,9,508089 South Africa, B.41,9,506937 New Zealand. Standard: B.42,9,510021 Venezuela, B.42,9,510141 N.Z.</p>				
Note. Remarks Mk. II also include Super				

ENGINE (MOTOR) AUXILIARIES

Plate Ref.	Part Number	DESCRIPTION	No. per Veh.	REMARKS
		AIR CLEANER—continued		
F196	7100588	AIR CLEANER	1	} Mk. II
F197		Main body		
F198		Elbow assembly		
F199	7080037	Element	1	
F200	7080036	Gasket—Element seating	2	
F201	9023007	Wing nut	1	
F202	9078077	Washer (Fibre) } Elbow to main body	1	
F203	7100239	Rubber insulator	1	
F204	9782321	Clip	1	
F205	7100305	Bracket—Air cleaner	1	
	7100653	Bracket—Air cleaner	1	
		*Note. From B41,2,001636 De Luxe, B44,2,002248 Super B73,2,00474 Chamois		
	19505071	Screw, 1/8" U.N.F. 3/8"	1	
	9661202	Washer, 1/16" spring	1	
	5220701	Nut, 1/8" U.N.F.	1	
	9003041	Screw, 1/8"	1	
	9661202	Washer, 1/16" spring	1	
E206	1228004	FLAME TRAP	1	
E207	7100589	Breather hose (Superseded by 7100720)	1	
	7100720	Breather hose (See Data 2A/295)	1	
E208	9788111	Clip—Hose (Use 9788121)	1	
	9788121	Clip—Hose (See Data 2A/295)	1	
E209	7100592	Breather tube	1	
E210	9166275	Hose	2	
E211	7100591	Bracket—Breather hose	1	
	9510041	Nut, 1/4" U.N.F. } Bracket to	1	
	9661163	Washer, 1/4" spring } air cleaner	1	
E212	1235108	Support sleeve	3	
	39313081	Screw, No. 10 U.N.F.	3	
	9557037	Nut, No. 10 U.N.F. } Hose connector	3	
F213	7102543	AIR CLEANER—Oil bath type (Special Export)	1	
F214	7080186	Main body and element assembly	1	
F215	7080187	Gasket	1	
F216		Cover—Top		
F217		Oil container } Not supplied		
F218		Clip		
F219	9023007	Wing nut	1	
F220	7102539	Support bracket—Rear	1	
F221	7102540	Support bracket—Side } Air cleaner	1	
F222	7102542	Support clip	1	
	19505101	Screw, 1/8" U.N.F. x 1 1/4" } Support	1	
	5220701	Nut, 1/8" U.N.F. } clip	1	
F223	7102544	Hose—Air cleaner to carburettor	1	
	9782321	Clip—Hose	2	
	P.43469	Strap—Petrol pipe to hose	A/R	
	P.43470	Stud—Strap	1	
	5220683	Screw, 1/8" U.N.F. x 1/2" }	3	
	9664202	Washer, 1/8" shakeproof } Side and rear (Superseded by 9664203)	3	
	9664203	Washer, 1/8" shakeproof } support bracket to frame	3	
	5220701	Nut, 1/8" U.N.F.	3	
	5220683	Screw, 1/8" U.N.F. x 1/2" }	3	
	9664202	Washer, 1/8" shakeproof } Side and rear (Superseded by 9664203)	3	
	9664203	Washer, 1/8" shakeproof } support to support clip	3	
	5220701	Nut, 1/8" U.N.F.	3	
	7100426	Breather—Hose	1	
	9784123	Clip—Breather hose	1	
		Note. Remarks Mk. II also include Super		

ENGINE (MOTOR) AUXILIARIES

Plate Ref.	Part Number	DESCRIPTION	No. per Veh.	REMARKS	
		AIR CLEANER—continued			
F224	7102688	AIR CLEANER (Special Export)	1	} Special Export From * See Note	
F225		Main body (Not supplied)			
F226	7080218	Element	1		
F227	7080219	Bolt	1		
	9077013	Copper washer	1		
F228	7102686	Support bracket—Front	1		
F229	7102685	Support bracket—Rear	1		
F230	7102687	Support plate	1		
	P.43469	Strap—Petrol pipe to hose	A/R		
	P.43470	Stud—Strap	1		
	5220684	Screw, $\frac{1}{8}$ " U.N.F. $\times \frac{1}{4}$ " } Front and rear support	1		
	9664203	Washer, $\frac{1}{8}$ " shakeproof } bracket and	1		
	5220701	Nut, $\frac{1}{8}$ " U.N.F. } support plate to body	1		
	9067027	Washer, $\frac{1}{8}$ " plain—Support bracket to frame	2		
	9067027	Washer, $\frac{1}{8}$ " plain	3		
	9664203	Washer, $\frac{1}{8}$ " shakeproof } Air cleaner to support plate	3		
	5220701	Nut, $\frac{1}{8}$ " U.N.F. }	3		
F231	7102757	Adaptor—Carburettor	1		
F232	7102821	Hose—Adaptor to air cleaner	1		
	9782351	Clip—Hose to adaptor and air cleaner	2		
	7100426	Breather hose	1		
	9784123	Clip—Breather	1		
		*Note. From De-Luxe: B.41,9,506985 Portugal, B.41,9,506589 Uruguay, B.41,9,506361 Costa Rica, Standard: B.42,9,509925 Australia.			
F233	7100588	AIR CLEANER	1		} Van
F234		Main body } Not			
F235		Elbow assembly } supplied			
F236	7080037	Element	1		
F237	7080036	Gasket—Element seating	2		
F238	9023007	Wing nut	1		
F239	9078077	Washer (fibre) } Elbow to main body	1		
F240	7100239	Rubber insulator	1		
F241	9782321	Clip	1		
F242	7100305	Bracket—Air cleaner ... (Up to the introduction of 7100653)	1		
	7100653	Bracket—Air cleaner ... (From B46,2,000211 Van)	1		
	19505071	Screw, $\frac{1}{8}$ " U.N.F. $\times \frac{1}{4}$ " }	1		
	9661202	Washer, $\frac{1}{8}$ " spring ... } Bracket to inlet manifold	1		
	5220703	Nut, $\frac{1}{8}$ " U.N.F. ... }	1		
	9003041	Screw, $\frac{1}{8}$ " } Bracket to	1		
	9661202	Washer, $\frac{1}{8}$ " spring } air cleaner	1		
E243	1228004	FLAME TRAP	1		
E244	7100601	Support clip—Flame trap (Up to the introduction of 7100661)	1		
	7100661	Support clip—Flame trap ... (Van from B46,2,000974)	1		
E245	7100589	Hose—Air cleaner to flame trap ... (Superseded by 7100720)	1		
	7100720	Breather hose ... (See Data 2A/295)	1		
E246	9788111	Clip—Hose ... (Use 9788121)	1		
	9788121	Clip—Hose ... (See Data 2A/295)	1		
	39313081	Screw, No. 10 U.N.F. Pan. Hd.	1		
	9557037	Nut, No. 10 U.N.F.	1		
E247	7100603	Breather tube	1		
E248	9166275	Hose	1		
E249	7100591	Bracket—Breather hose	1		
	9510041	Nut, $\frac{1}{4}$ " U.N.F. } Bracket to	1		
	9661163	Washer, $\frac{1}{4}$ " spring } air cleaner	1		
E250	1235108	Support sleeve	2		
E251	7100602	Hose—Oil filler to flame trap	1		

Note. Remarks Mk. II also include Super

ENGINE (MOTOR) AUXILIARIES

Plate Ref.	Part Number	DESCRIPTION	No. per Veh.	REMARKS
		OIL GAUGE		
	7201013 → <i>JONES</i>	OIL GAUGE		See Electrical section
	9079099	Nylon pipe—Oil pressure gauge to Engine (Motor)	1	
	7200771	Sealing washer (Cork)—Oil gauge	1	
	9077616	Adaptor (Engine)—Oil gauge	1	
	5220713	Gasket (Copper) } Adaptor	1	Superseded by 5220713
		Gasket (Copper) }	1	
		OIL PRESSURE SWITCH		See Electrical section
		DYNAMO (GENERATOR)		
		DYNAMO (GENERATOR)—See Electrical section.		
	7100257	Adjusting strap	1	Superseded by 7100298
C252	7100298	Adjusting strap	1	
C253	19605051	Bolt, $\frac{1}{8}$ " U.N.C. \times $\frac{1}{2}$ "	1	
C254	5200487	Washer, $\frac{1}{16}$ " spring	1	} Dynamo (Generator) to adjusting strap
C255	9067027	Washer, $\frac{1}{16}$ " plain	1	
C256	19105251	Bolt, $\frac{1}{8}$ " U.N.F. \times $3\frac{1}{8}$ "	1	
	5220701	Nut, $\frac{1}{8}$ " U.N.F.	1	} Adjusting strap to mounting bracket
C257	5200487	Washer, $\frac{1}{16}$ " spring	1	
C258	7100121	SUPPORT BRACKET (Rear)	1	
	5220699	Bolt, $\frac{3}{8}$ " U.N.C. \times $\frac{3}{4}$ "	2	} Bracket to cylinder block
	9661241	Washer, $\frac{3}{8}$ " spring	2	
C259	5220692	Bolt, $\frac{1}{8}$ " U.N.F. \times $\frac{7}{8}$ "	1	} Dynamo (Generator) to support bracket
C260	5200487	Washer, $\frac{1}{16}$ " spring	1	
C261	5200701	Nut, $\frac{1}{8}$ " U.N.F.	1	
C262	7100163	Mounting bracket (Front)	1	
C263	7100179	Mounting bracket	1	} See also Water pump
	9087087	Spacer	1	
	7100122	Pulley	1	} Superseded by 7100340
C264	7100340	Pulley c/w ventilating fan	1	
	19105281	Bolt, $\frac{1}{8}$ " U.N.F. \times $3\frac{1}{2}$ "—Mounting bracket to timing cover	3	
	19105201	Bolt, $\frac{1}{8}$ " U.N.F. \times $2\frac{1}{2}$ "—Dynamo to mounting bracket	1	
	5220701	Nut, $\frac{1}{8}$ " U.N.F.	4	} of Late Cars
	5200487	Washer, $\frac{1}{16}$ " spring } bracket fixing	4	
		Note. A limited number of early cars were fitted with a Dynamo pulley with ventilating fan smaller than that now fitted. When changing pulley on early cars, check fan size as new Adjusting strap 7100298 may have to be fitted.		
		STARTER		
		STARTER—See Electrical section.		
	19106241	Bolt, $\frac{3}{8}$ " U.N.F. \times 3"	2	} Alternatives
	19106231	Bolt, $\frac{3}{8}$ " U.N.F. \times $2\frac{3}{8}$ "	2	
	5220703	Nut, $\frac{3}{8}$ " U.N.F.	2	
	9661241	Washer, $\frac{3}{8}$ " spring	2	
	9067241	Washer, $\frac{3}{8}$ " plain	2	

ENGINE (MOTOR) AUXILIARIES

Plate Ref.	Part Number	DESCRIPTION	No. per Veh.	REMARKS
		DISTRIBUTOR		
		DISTRIBUTOR—See Electrical section.		
	9107066	Oil seal	2	
	9661161	Washer, 1/4" spring	2	
	9510040	Nut, 1/4" U.N.F.	2	
	29604093	Stud, 1/2" U.N.C./U.N.F. x 1 1/8"	2	
DE265	7100218	SUCTION PIPE—Distributor auto control	1	
	P.111687	Connector (Superseded by 9166270)	2	
DE266	9166270	Connector } Suction pipe to	2	} Alternatives
	7100619	Connector } carburettor/distributor	2	
DE267	9176003	Clip } Suction pipe retaining	1	} Alternatives
	9107026	'O' ring }	1	
		IGNITION COIL		
		IGNITION COIL—See Electrical section.		
	19504041	Bolt, 1/4" U.N.F. x 1/2"	2	Superseded by 5220690
	5220690	Bolt, 1/4" U.N.F. x 1/2"	2	
	9067018	Washer, 1/4" plain	2	
	9661162	Washer, 1/4" spring	2	Superseded by 5220723
	5220723	Washer, 1/4" spring	2	
		SPARKING PLUGS		
		SPARKING PLUG } See Electrical		
		HIGH TENSION (Ignition) CABLES } section		
		PETROL (FUEL) PUMP		
		Petrol (Fuel) Pump—See Petrol (Fuel) Pump section.		
		Petrol (Fuel) Pipes—See Petrol (Fuel) System section.		
		Gasket—Petrol (Fuel) Pump—See Petrol (Fuel) Pump section.		
A268	29605113	Stud, 5/16" U.N.C./U.N.F. x 1 1/8"	2	
	5200482	Washer, 5/16" plain	2	
	5220701	Nut, 5/16" U.N.F.	1	
A269	7100168	Nut—Special	1	
		ENGINE DRAIN TAP		
A270	9214001	Drain tap	1	
		WATER PUMP AND COOLING FAN		
	7050045	WATER PUMP UNIT—Less Fan and Cowl	1	Up to introduction 7050092
C271	7050092	WATER PUMP UNIT—Less Fan and Cowl	1	From * See Note
		*Note. From B.41,1,074825 De-Luxe, B.42,1,002653 Standard, 1st Production Mk. I Chamois and all Models on and after the above change points.		
		Note. Remarks Mk. II also include Super		

ENGINE (MOTOR) AUXILIARIES

Plate Ref.	Part Number	DESCRIPTION	No. per Veh.	REMARKS
		WATER PUMP UNIT—continued		
C272	7100024	Body—Inlet	1	
C273	7100025	Body—Outlet	1	
C274	7100136	*Gasket—Water pump body	1	
C275	9198018	*Bearing	2	
	7100137	Water seal	2	} Superseded by 7100450
	7095008	Water seal	2	
C276	7100450	*Water seal	2	
C277	7100259	Thrower } Bearing	2	} Superseded by 7100281
	7100281	*Thrower }	2	
	7100430	Shaft and impellor assembly	1	} Superseded by 7100555
	7100413	Shaft and impellor assembly	1	
C278	7100566	Shaft and impellor assembly	1	From * See Note
		*Note. From B.41,1,074825 De-Luxe, B.42,1,002653 Standard, 1st Production Mk. I Chamois, and all Models on and after the above change points.		
C279	5200253	*Key—Shaft	2	
C280	9204021	*Circlip—Internal	1	
C281	7100141	Fan pulley	1	
C282	9067039	Washer, 3/8" plain	2	} Superseded by 5220707
	9551063	Nut, 3/8" nyloc	2	
	5220707	Nut, 3/8" nyloc	2	} Alternatives
	9553063	Nut, 3/8" Philidas turret	2	
	9572064	Nut, 3/8" nyloc	2	
C283	7100027	Fan centre	1	
C284	19105191	Bolt, 1/8" U.N.F. x 2 3/8"	2	
C285	19105241	Bolt, 1/8" U.N.F. x 3"	2	
C286	9067104	Washer, 1/8" plain	4	} Fan cowl to water pump
C287	9075016	Washer, 1/8" waved	4	
C288	9034042	Nut, 1/8" U.N.F.	4	
	7050017	WATER PUMP REPAIR KIT	1	} Superseded by 7050098 Includes pierced Impellor shaft and all items marked* Up to the intro. of 7100450
	7050098	WATER PUMP REPAIR KIT	1	
	7100202	By-pass pipe	1	} Superseded by 7200653
	9782151	Clip } Pipe	2	
	7200653	Clip }	2	
C289	7100433	By-pass pipe (Long)—Cylinder head to junction assembly	1	
C290	7100434	By-pass pipe (Short)—Junction assembly to water pump	1	
C291	9787153	Clip—By-pass pipes	4	
	7102442	Cover—Heater connection (Standard models only)	1	
	9787153	Clip—Heater hose or cover to junction assembly	1	} From * See Note
C292	7102735	HEATER AND BY-PASS JUNCTION ASSEMBLY	1	
	5220701	Nut, 1/8" U.N.F.	1	} Junction assembly to support bracket
	9664203	Washer, 1/8" shakeproof	1	
	5220684	Screw, 1/8" U.N.F. x 1/4"	1	
		*Note. From B.41,9,086306 De-Luxe, B.42,9,003215 Standard, B.43,1,003898 Chamois, and all Models on and after the above change points. CKD. introduction points are as follows: De-Luxe: B.41,9,507129 Eire, B.41,9,507021 New Zealand, B.41,9,506997 Portugal, B.41,9,506361 Costa Rica, B.41,9,507117 Uruguay. Standard: B.42,9,509973 Aus., B.42,9,510021 Venezuela.		

ENGINE (MOTOR) AUXILIARIES

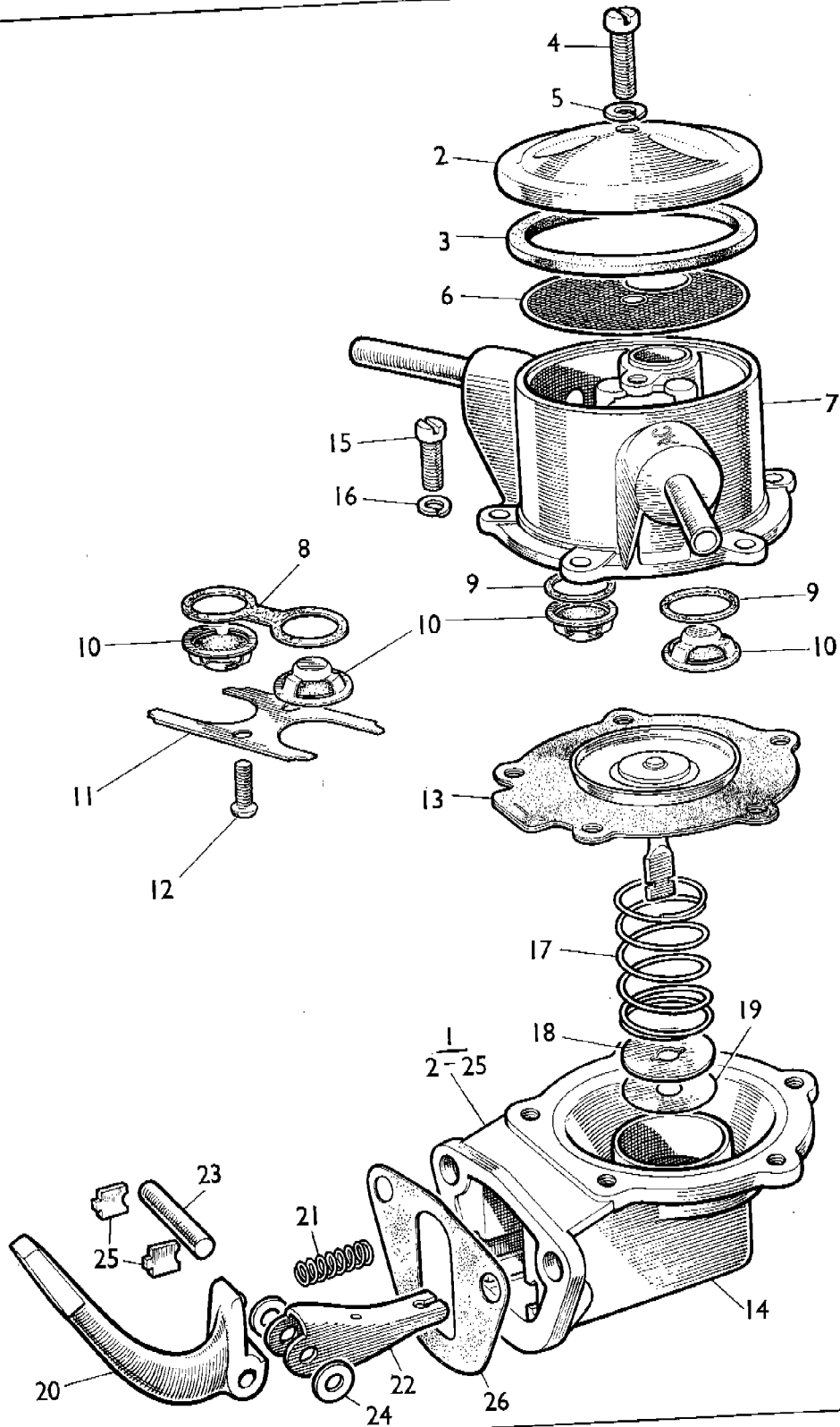
Plate Ref.	Part Number	DESCRIPTION	No. per Veh.	REMARKS
WATER PUMP AND COOLING FAN—continued				
C293	7100157	Hose } Water pump to	1	Superseded by 7100445
C294	7100445	Hose } cylinder block	1	
	9782181	Clip—Hose to block	1	Superseded by 9787183
C295	9787183	Clip—Hose to block	1	
C296	9782291	Clip—Hose to water pump	1	Superseded by 9169030
	9169023	Connector } Water hose	1	
C297	9169030	Connector }	1	Superseded by 7100358
	7100278	COOLING FAN } 9 Blade	1	
C298	7100358	COOLING FAN }	1	For use with 7100278
C299	7100347	Distance piece—Fan to fan centre	3	
	19505101	Screw, $\frac{3}{16}$ " U.N.F. \times $1\frac{1}{4}$ "	3	
C300	19505061	Screw, $\frac{3}{16}$ " U.N.F. \times $\frac{3}{4}$ "	3	Fan to
C301	5200487	Washer, $\frac{3}{16}$ " spring	3	
C302	7100189	Protector plate	2	Superseded by 7100359
	7100146	FAN COWL	1	
C303	7100359	FAN COWL	1	Dynamo (Generator)
	7100163	Mounting bracket (Front)	1	
	7100179	Mounting bracket (Rear)	1	water pump mounting
	9087087	Spacer	1	
E304	7100127	BELT—Fan and Dynamo (Generator)	1	See also Radiator section Affix to Rear (Lower) Crossmember
	7102264	Gaiter—Radiator cowl to fan cowl	1	
	7200561	Transfer—Fan belt adjustment	1	
ENGINE REAR CROSSMEMBER				
ENGINE REAR CROSSMEMBER—See Body Fittings section.				
ENGINE (MOTOR) MOUNTINGS				
	7100134	REAR ENGINE (MOTOR) MOUNTING ASSEMBLY	1	Superseded by 7100345 See Data Sheet 2A/273
	7100323	REAR ENGINE (MOTOR) MOUNTING ASSEMBLY	1	
E305	7100345	REAR ENGINE (MOTOR) MOUNTING ASSEMBLY	1	Superseded by 7100345
	7100129	Bush—Rubber	1	
	7100322	Bush—Rubber	1	Superseded by 9664203
E306	7100346	Bush—Rubber	1	
	9067511	Washer—Distance piece	1	Engine (Motor) mounting
E307	5220692	Bolt, $\frac{1}{16}$ " U.N.F. \times $\frac{3}{8}$ "	4	
E308	9067025	Washer, $\frac{1}{16}$ " plain	4	Superseded by 9664203
	9664202	Washer, $\frac{1}{16}$ " shakeproof	4	
E309	9664203	Washer, $\frac{1}{16}$ " shakeproof	4	Up to B.41,1,027895 From B.41,1,027896
	19108373	Bolt, $\frac{1}{2}$ " U.N.F. \times $4\frac{1}{8}$ "	1	
	19108423	Bolt, $\frac{1}{2}$ " U.N.F. \times $5\frac{1}{4}$ "	1	A/R Superseded by 9661321
	9067059	Distance washer, $\frac{1}{2}$ " plain	1	
	9660322	Washer, $\frac{1}{2}$ " spring	1	Superseded by 9510080
	9661321	Washer, $\frac{1}{2}$ " spring	1	
	9551083	Nut, $\frac{1}{2}$ " U.N.F.	1	
	9510080	Nut, $\frac{1}{2}$ " U.N.F.	1	

Publication No. 6601249

SECTION B

PETROL (FUEL) PUMP

PETROL (Fuel) PUMP



SECTION B

PETROL (FUEL) PUMP

Plate Ref.	Part Number	DESCRIPTION	No. per Veh.	REMARKS
		Note. A reconditioned Petrol (Fuel) Pump is available in part exchange for the original.		
1	7100090	PETROL (FUEL) PUMP	1	Superseded by 7100439 Up to introduction 7100600 From * See Note
	7100439	PETROL (FUEL) PUMP	1	
	7100600	PETROL (FUEL) PUMP	1	
		*Note. From B.41,9,098077 De-Luxe, B.42,9,003944 Standard, B.43,1,012404 Chamois, and all Models on and after the aforementioned Chassis change points.		
2	K.19777	Filter cover	1	
3	9079058	*Gasket—Cover	1	
4	39303100	Screw—Cover	1	
5	9078003	*Washer—Spring	1	
6	K.19779	Filter screen	1	Up to introduction 7050118 From * See Note
	7050118	Filter screen	1	
		*Note. From B.41,9,098077 De-Luxe, B.42,9,003944 Standard, B.43,1,012404 Chamois, and all Models on and after the aforementioned Chassis change points.		
7		Cover and tubes		Not supplied
8	K.19265	*Gasket—Valves	1	} Alternatives. Check illustration when ordering
9	K.29656	*Gasket—Valves	2	
10	K.19263	*Valve and seat	2	} Not used with "Staked" valves
11	K.19264	Retaining plate—Valves	1	
12	9050095	Screw—Valve retainer fixing	2	
13	K.19776	Pull rod and diaphragm	1	
14		Body and priming lever		Not supplied
15	5220204	Screw	5	} Cover and tubes to body
16	9660121	Washer, $\frac{3}{8}$ " spring	5	
17	K.20732	Diaphragm spring	1	
18	K.26304	Washer } Oil seal	1	}
19	K.26305	Washer }	1	
20	7080072	Rocker arm	1	
21	5220234	Return spring—Rocker arm	1	
22	K.26308	Link	1	
23	5031039	Pin—Rocker arm	1	
24	9067212	Washer } Rocker pin	2	}
25	5031044	Retainer }	2	
26	K.25942	REPAIR KIT	1	Includes items marked * } See Engine (Motor) Auxiliaries
	7100219	Gasket	1	
		Stud } Petrol (Fuel) pump to cambox cover		
		Washer }		
		Nut }		
		PETROL (FUEL) PIPES—See Petrol (Fuel) System.		

PETROL (FUEL) PUMP

Plate Ref.	Part Number	DESCRIPTION	No. per Veh.	REMARKS

Publication No. 6601249

SECTION C

CARBURETTOR

CARBURETTOR

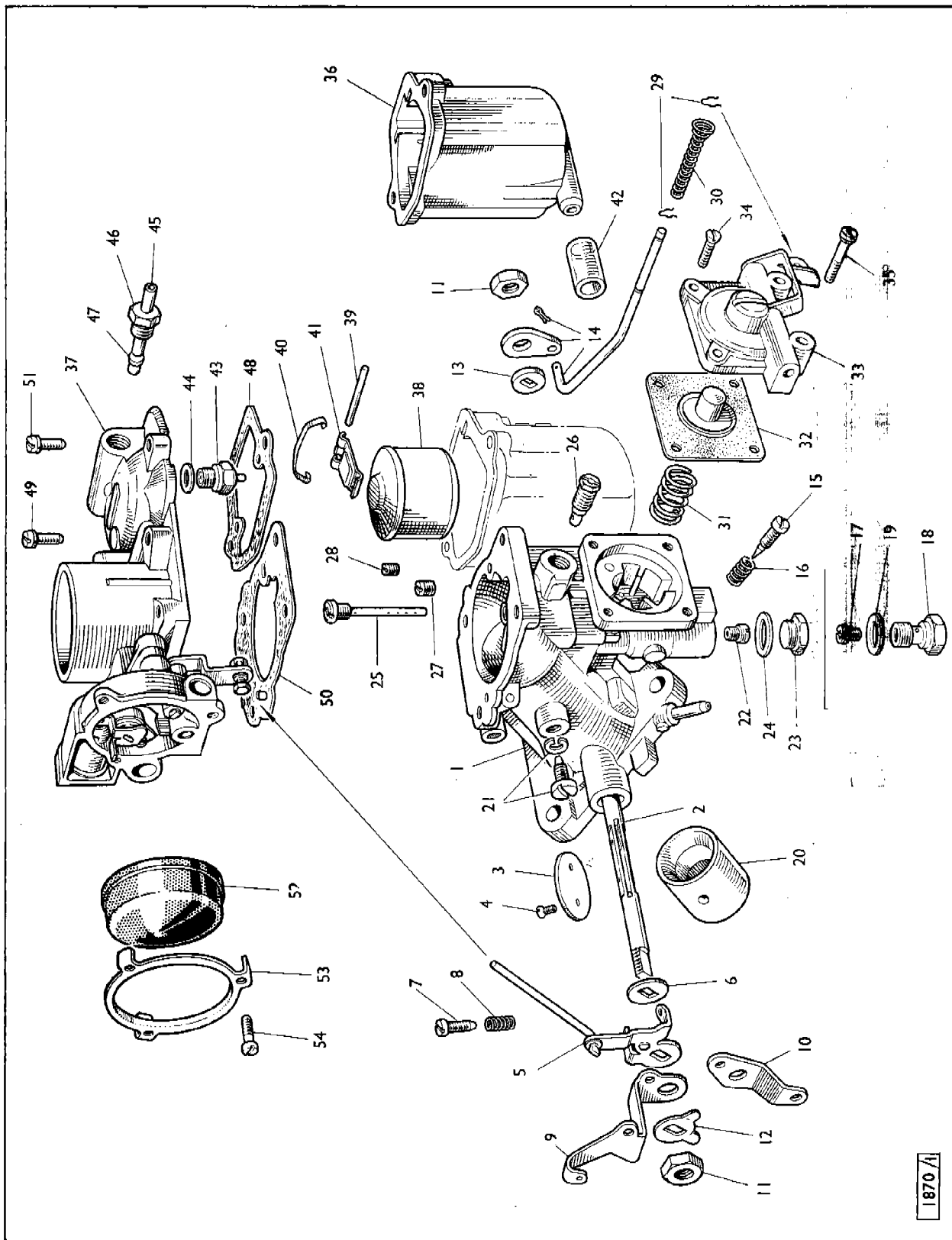


PLATE A—SECTION C

1870 A

CARBURETTOR

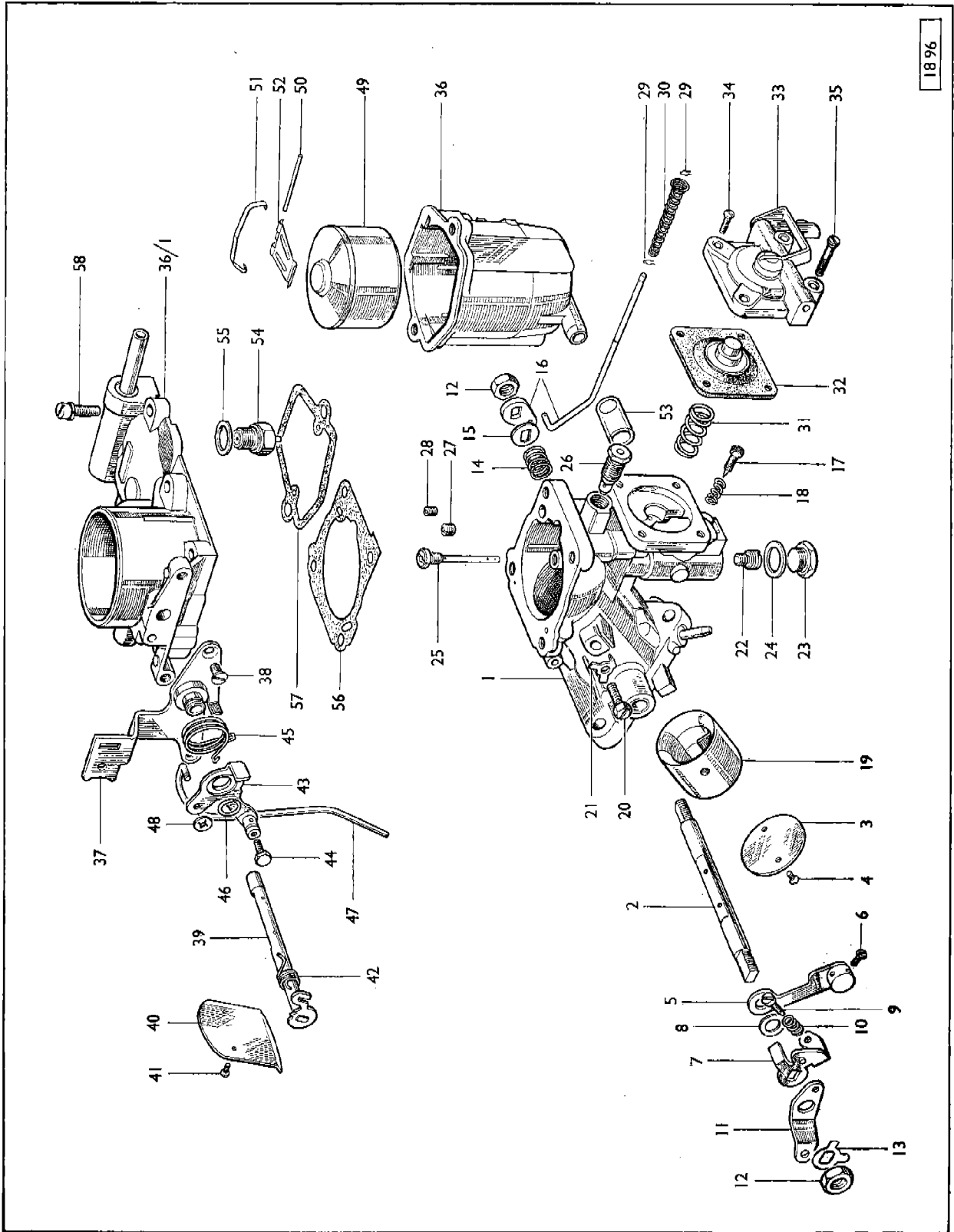


PLATE B—SECTION C

CARBURETTOR

Plate Ref.	Part Number	DESCRIPTION	No. per Veh.	REMARKS
		CARBURETTOR (AUTOMATIC CHOKE)		
		Note. Carburetors can be identified by the maker's reference number "stamped" on the top of the float chamber cover.		
	7100360	CARBURETTOR } Pneumatic S.1998/S.1998A	1	} High compression
	7100460	CARBURETTOR } throttle S.2006	1	
		Superseded by 7100500—See Parts Data 2A/255.		} Superseded by 7100620
	7100500	CARBURETTOR } S.2019	1	} High compression
	7100540	CARBURETTOR } S.3011	1	
	7100620	CARBURETTOR } Cable operated throttle ... S.3011A	1	
	7100520	CARBURETTOR } S.2018	1	
	7100550	CARBURETTOR } S.3030	1	
A1		Main body		} Low compression
A2	K.30017	Throttle spindle	1	} Not supplied
A3	7080095	Throttle butterfly	1	
A4	9050002	Screw—Butterfly to spindle	2	
	7080106	Inter-connection rod	1	} Type S.1998
	K.22588	Washer—Rod ... } For replacement use 7080173	1	
	7080096	Floating lever ... } Inter-connection rod assembly	1	
	7080097	Abutment plate ... }	1	
A5	7080173	Inter-connection rod assembly	1	
A6	K.26027	Distance washer	1	
A7	5039460	Screw	1	
A8	K.11432	Spring ... } Slow running	1	
A9	7100180	Throttle lever	1	Pneumatic type
A10	7102565	Throttle lever	1	Cable operated type
A11	K.11445	Nut ... }	2	
A12	7080133	Lockwasher ... }	1	
A13	5200522	Distance washer—Intermediate lever—Pump control rod	1	
	7080099	Intermediate lever ... } Superseded	1	} Type S.1998, S.1998A
	7080105	Pump control rod ... } by 7080174	1	
A14	7080174	Pump control rod assembly	1	Type S.2006, S.2019, S.2018
	7080232	Pump control rod assembly	1	Type S.3011, S.3011A, and S.3030
A15	K.11431	Screw ... }	1	
A16	K.11432	Spring ... } Volume control	1	
	7080100	Choke tube (Size 22)	1	
	5041128	Screw ... }	1	
	5200521	Washer ... } Securing	1	
A17	7080102	Main jet (Size 112.5)	1	
A18	K.13026	Holder ... }	1	
A19	K.12553	Washer ... } main jet	1	} Type S.1998, S.1998A
	7080103	Emulsion tube/Air correction jet (Size 160 and A9)	1	
	7080132	Ball—Main well	1	
	5102490	Auxiliary jet—Slow running (Size 45)	1	
	5102700	Auxiliary air bleed (Size 100)	1	
	7080108	Econostat jet (Size 60)	1	
A20	7080183	Choke tube (Size 20)	1	Early type S.2006
	7080204	Choke tube (Size 20)	1	Late type S.2006, S.2019, and S.2018
A21	7080182	Screw c/w washer—Choke tube securing	1	Type S.2006, S.2019, and S.1018

CARBURETTOR

Plate Ref.	Part Number	DESCRIPTION	No. per Veh.	REMARKS	
		CARBURETTOR—continued			
	7080226	Choke tube (Size 20)	1	} Type S.3011, S.3011A, S.3030 Late type S.2006 & S.2019 Early type S.2006, S.3011, S.3011A, S.2018 and S.3030	
	7080230	Screw	1		
	7080227	Lockwasher	1		
A22	7080201	Main jet (Size 105)	1		
	7080175	Main jet (Size 102)	1		
A23	7080176	Plug } Main jet	1	} All types except S.1998 and S.1998A	
A24	9077084		Washer		1
A25	7080177	Emulsion tube and Air correction jet (Size 150)	1	Type S.2006 and S.2019	
	7080228	Emulsion tube and Air correction jet (Size 150)	1	Type S.3011 and S.3011A	
	7080210	Emulsion tube and Air correction jet (Size 175)	1	Type S.2018 and S.3030	
	7080309	Emulsion tube and Air correction jet (Size 180)	1	For use with Heavy Duty Export Air Cleaner—High Compression Engine	
A26	5102489	Auxiliary jet—Slow running (Size 40)	1	All types except S.1998 and S.1998A	
A27	5102695	Auxiliary air bleed (Size 80)	1	Type S.2006, S.2019, S.2018	
	5102703	Auxiliary air bleed (Size 140)	1	Type S.3011, S.3011A, S.3030	
A28	7080178	Econostat jet (Size 80)	1	Type S.2006, S.2019, S.3011, S.3011A, and S.3030	
	7080211	Econostat jet (Size 70)	1	Type S.2018	
	7080308	Econostat jet (Size 45)	1	For use with Heavy Duty Export Air Cleaner—High Compression Engine	
A29	5040454	Circlip } Pump control rod	3	Type S.1998 and S.1998A	
	5040454		Circlip	2	All other types
	K.24509		Spring	1	Superseded by 5040453
A30	5040453		Spring	1	
A31	5040450	Pump spring	1		
A32	7080080	Pump membrane assembly	1	Type S.1998, S.1998A, S.2006, S.2019 and S.2018	
	7080231	Pump membrane assembly	1	Type S.3011, S.3011A, and S.3030	
A33	7080107	Pump cover assembly	1		
A34	9050003	Screw (Short) } Pump fixing	2		
A35	K.12550		Screw (Long)		2
A36		Float chamber		Not supplied	
	7080111	Float chamber cover	1	Type S.1998	
A37	7080179	Float chamber cover c/w Automatic choke assembly	1	} Superseded by 7080247	
	7080229	Float chamber cover c/w Automatic choke assembly	1		
	7080235	Float chamber cover c/w Automatic choke assembly	1		
	7080247	Float chamber cover c/w Automatic choke assembly	1		
	K.25994	Float	1	Type S.1998, S.1998A	
A38	7080184	Float	1	All other types	
A39	K.25995	Float spindle	1		
A40	7080109	Clip—Float spindle retaining	1		
	K.25996	Arm—Float	1		
A41	5040462	Arm—Float	1	Early S.2006	
	7080110	Petrol connection pipe	1	} Type S.1998, S.1998A	
	7080075	Needle valve (Size 1·3)	1		
A42	7080180	Petrol connection pipe	1	} All other types	
A43	5040465	Needle valve (Size 1·6)	1		
A44	9077083	Washer—Needle valve	1		
A45	7080114	Petrol inlet tube	1	} Type S.1998, S.1998A, S.2006, S.2019 and S.2018	
A46	7080112	Nut	1		
A47	7080113	Olive } Petrol inlet tube	1		

CARBURETTOR

Plate Ref.	Part Number	DESCRIPTION	No. per Veh.	REMARKS
		CARBURETTOR—continued		
	7080112	Nut } Air delivery pipes	2	
	7080113	Olive }	2	
A48	7080116	Gasket } Float chamber	1	
A49	9050020	Screw } to main body	4	
A50	7080115	Gasket } Float chamber cover	1	
A51	9050020	Screw } to float chamber	2	
	7080079	Auto choke assembly	1	
	9050013	Screw—Fixing auto choke	2	
	7080078	Strangler and lever spindle	1	
	7080112	Nut—Auto choke	1	Type S. 1998 For Replacement use Float Chamber cover c/w Auto Choke
	7080117	Strangler—Auto choke	1	
	7080118	Screw } Strangler	2	
	7080119	Washer } spindle	1	
A52	7080074	Bi-metal coil and cover assembly	1	
	7080207	Gasket—Cover	1	
A53	7080076	Collar—Cover	1	
A54	7080077	Screw—Fixing collar	3	
	7080073	CARBURETTOR REPAIR KIT	1	Type S. 1998 and S.1998A
	7080181	CARBURETTOR REPAIR KIT	1	Type S. 2006, S.2019, S.2018
	7080225	CARBURETTOR REPAIR KIT	1	Type S. 3011 and S.3011A
	7080276	CARBURETTOR REPAIR KIT	1	Type S. 3030
	7080121	Gasket and washer set	1	Type S. 1998 and S.1998A
	7080185	Gasket and washer set	1	All other types
		SPECIAL PARTS FOR HIGH ALTITUDE CONDITIONS ONLY		
	7080208	Pump control rod	1	Type S. 1919 and S.2018
	7080252	Emulsion tube and air correction jet (Size 165)	1	Type S. 3011 and S.3011A
		<p>Note. Items applicable to late type S.2006 Carburetors (Yellow spot identification) were introduced at Chassis No. B.41,1,029173.</p> <p>Carburetors S.3011 to Part No. 7100540 High compression, and S.3030 to Part No. 7100550 Low compression (Blue spot identification) were introduced at the following chassis numbers:</p> <p>B.41,1,077951 De-Luxe, B.42,1,002768 Standard, B.43,1,000509 Chamois.</p> <p>CKD, points:</p> <p>De-Luxe: B.41,1,506301 Eire, B.41,1,506385 South Africa, B.41,1,506409 New Zealand, B.41,1,506289 Portugal, B.41,1,506361 Costa Rica.</p> <p>Standard: B.42,1,509037 Australia, B.42,1,509049 Venezuela.</p>		

CARBURETTOR

Plate Ref.	Part Number	DESCRIPTION	No. per Veh.	REMARKS
		CARBURETTOR (MANUAL CHOKE) UP TO THE INTRODUCTION OF VAN AND MK. II MODELS		
		Note. Carburetors can be identified by the maker's reference number "stamped" on top of float chamber cover.		
	7100560	CARBURETTOR S.3004	1	High compression
	7100580	CARBURETTOR S.3037	1	Low compression
	K.30017	Main body	1	Not supplied
	7080095	Throttle spindle	1	
	9050002	Throttle butterfly	1	
	7080263	Screw—Butterfly to spindle	2	
	K.24605	Floating lever c/w swivel	1	
	7080265	Screw—Swivel	1	
	7080265	Abutment plate	1	
	7080264	Distance washer	1	
	5039460	Screw	1	
	K.11432	Spring—Screw } Slow running	1	
	7102565	Throttle lever	1	
	K.11445	Nut	2	
	7080133	Lockwasher } Spindle ends	1	
	7080272	Spring—Throttle spindle	1	
	5200522	Distance washer—Intermediate lever—Pump control rod assembly	1	
	7080232	Pump control rod assembly	1	
	K.11431	Screw	1	
	K.11432	Spring—Screw } Volume control	1	
	7080226	Choke tube (Size 20)	1	
	7080230	Screw	1	
	7080227	Lockwasher } Securing choke tube	1	
	7080175	Main jet (Size 102)	1	
	7080176	Plug	1	
	9077084	Washer } Main jet	1	
	7080228	Emulsion tube and Air correction jet (Size 150)	1	Type S.3004
	7080210	Emulsion tube and Air correction jet (Size 175)	1	Type S.3037
	7080309	Emulsion tube and Air correction jet (Size 180)	1	For use with Heavy Duty Export Air Cleaner—High Compression Engine
	5102489	Auxiliary jet—Slow running (Size 40)	1	
	5102703	Auxiliary air bleed (Size 140)	1	
	7080178	Econostat jet (Size 180)	1	Type S.3004
	7080211	Econostat jet (Size 70)	1	Type S.3037
	7080308	Econostat jet (Size 45)	1	For use with Heavy Duty Export Air Cleaner—High Compression Engine
	5040454	Circlip } Pump	2	
	5040453	Spring } control rod	1	
	5040450	Pump spring	1	
	7080231	Pump membrane assembly	1	
	7080107	Pump cover assembly	1	
	9050003	Screw (Short)	2	
	K.12550	Screw (Long)	2	
		Note. Remarks Mk. II also include Super.		

CARBURETTOR

Plate Ref.	Part Number	DESCRIPTION	No. per Veh.	REMARKS
		CARBURETTOR—continued		
		Float chamber		Not supplied
	7080273	Float chamber c/w Manual choke	1	
	7080266	Cable abutment bracket	1	
	7080270	Screw—Bracket to cover	2	
	7080267	Choke spindle assembly	1	
	7080117	Choke butterfly	1	
	7080118	Screw—Butterfly to spindle	2	
	7080268	Spring—Automatic	1	
	7080269	Choke operating lever c/w screw	1	
	9000061	Screw—Swivel	1	
	7080271	Spring—Choke return	1	
	9207014	Circlip	2	
	5041302	Choke cable clip	1	
	7080274	Inter-connection rod assembly	1	
	7080275	Lockwasher—Rod to choke lever	1	
	7080184	Float	1	
	K. 25995	Float spindle	1	
	7080109	Clip—Float spindle retaining	1	
	K. 25996	Arm—Float	1	
	7080180	Petrol connection pipe	1	
	5040465	Needle valve (Size 1-6)	1	
	9077183	Washer—Needle valve	1	
	7080116	Gasket } Float chamber cover	1	
	9050020	Screw } to main body	1	
	7080115	Gasket } Float chamber cover	1	
	9050020	Screw } to float chamber	2	
	7080277	CARBURETTOR REPAIR KIT	1	Type S.3004
	7080278	CARBURETTOR REPAIR KIT	1	Type S.3037
	7080279	GASKET AND WASHER SET	1	
		SPECIAL PARTS FOR HIGH ALTITUDE CONDITIONS ONLY		
	7080252	Emulsion tube and Air correction jet (Size 165)	1	Type S.3004
		Note. Manual choke carburetors were introduced at the following Chassis numbers: B.41,9,086306 De-Luxe, B.42,9,003215 Standard, B.43,1,003898 Chamois. C.K.D. points: De-Luxe: B.41,9,507129 Eire, B.41,9,507021 New Zealand, B.41,9,506997 Portugal, B.41,9,506361 Costa Rica, B.41,9,507117 Uruguay. Standard: B.42,9,509973 Australia, B.42,9,510021 Venezuela.		

CARBURETTOR

Plate Ref.	Part Number	DESCRIPTION	No. per Veh.	REMARKS
FROM THE INTRODUCTION OF VAN AND MK. II MODELS				
Note. Carburetors can be identified by the maker's reference number "stamped" on top of float chamber cover.				
	7100640	CARBURETTOR—B30.PIH-5	S.3051	1
	7100700	CARBURETTOR—B30.PIH-5	S.3037	1
B1		Main body		Not supplied
B2	K.30017	Throttle spindle		1
B3	7080095	Throttle butterfly		1
B4	9050002	Screw—Butterfly to spindle		2
B5	7080263	Floating lever c/w swivel		1
B6	K.24605	Screw—Swivel		1
B7	7080265	Abutment plate		1
B8	7080264	Distance washer		1
B9	5039460	Screw		1
B10	K.11432	Spring—Screw } Slow running		1
B11	7102565	Throttle lever		1
B12	K.11445	Nut		2
B13	7080133	Lockwasher } Spindle end		1
B14	7080272	Spring—Throttle spindle		1
B15	5200522	Distance washer—Intermediate lever and pump control rod		1
B16	7080232	Pump control rod		1
B17	K.11431	Screw		1
B18	K.11432	Spring—Screw } Volume control		1
B19	7080293	Choke tube (Size 22)		1
B20	7080230	Screw		1
B21	5038490	Lockwasher } Choke tube		1
B22	7054176	Main jet (Size 115)		1
	7080201	Main jet (Size 105)		1
B23	7080176	Plug } Main jet		1
B24	9077084	Washer } Main jet		1
B25	7080294	Emulsion tube and Air correction jet (Size 190)		1
B26	5102490	Auxiliary—Slow running jet (Size 45)		1
B27	5102703	Auxiliary—Air bleed (Size 140)		1
	5102489	Auxiliary—Slow running jet (Size 40)		1
B28	7080295	Econostat jet (Size 125)		1
B29	5040454	Circlip } Control rod		2
B30	5040453	Spring } Control rod		1
B31	5040450	Pump spring		1
B32	7080080	Pump—Membrane assembly		1
B33	7080107	Pump—Cover assembly		1
B34	9050003	Screw (Short) } Pump		2
B35	K.12550	Screw (Long) } fixing		2
Note. Remarks Mk. II also include Super.				

CARBURETTOR

Plate Ref.	Part Number	DESCRIPTION	No. per Veh.	REMARKS
		CARBURETTOR—continued		
B36		Float chamber		Not supplied
B36/1	7080296	Float chamber cover complete	1	
B37	7080266	Cable abutment bracket	1	
B38	7080270	Screw—Bracket to cover	2	
B39	7080267	Choke spindle assembly	1	
B40	7080117	Choke butterfly	1	
B41	7080118	Screw—Butterfly to spindle	2	
B42	7080268	Spring—Automatic	1	
B43	7080269	Choke operating lever c/w screw	1	
B44	9000061	Screw—Swivel	1	
B45	7080271	Spring—Choke return	1	
B46	9207014	Circlip—Choke lever retaining	1	
	5041302	Choke cable clip	1	
B47	7080274	Inter-connection rod assembly	1	
B48	7080275	Lockwasher—Rod to choke lever	1	
B49	7080184	Float	1	
B50	K.25995	Float spindle	1	
B51	7080109	Clip—Float spindle retaining	1	
B52	K.25996	Arm—Float	1	
B53	7080180	Petrol connection pipe	1	
B54	5040465	Needle valve (Size 1-6)	1	
B55	9077083	Washer—Needle valve	1	
B56	7080116	Gasket } Float chamber cover	1	
	9050020	Screw } to main body	4	
B57	7080115	Gasket } Float chamber cover	1	
B58	9050020	Screw } to float chamber	2	
	7080297	CARBURETTOR REPAIR KIT	1	
	7080279	Gasket and washer set	1	

CARBURETTOR

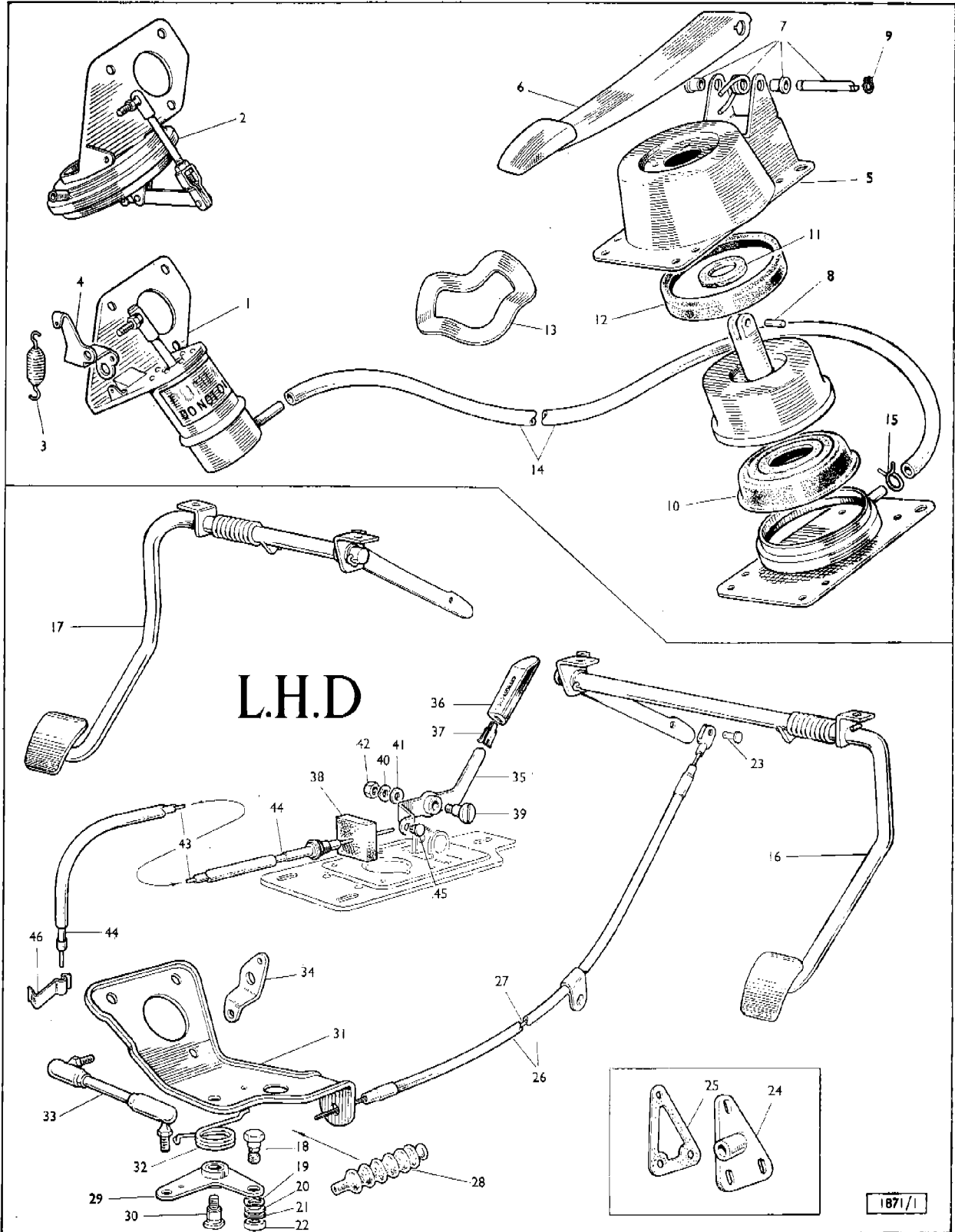
Plate Ref.	Part Number	DESCRIPTION	No. per Veh.	REMARKS

Publication No. 6601249

SECTION D

CARBURETTOR CONTROLS

CARBURETTOR CONTROLS



SECTION D

CARBURETTOR CONTROLS

Plate Ref.	Part Number	DESCRIPTION	No. per Veh.	REMARKS	
		PNEUMATIC TYPE ACCELERATOR			
	7100181	ACTUATOR UNIT	1	} Superseded by 7100321	
1	7100294	ACTUATOR UNIT	1		
2	7100321	ACTUATOR UNIT	1		
3	7102375	Spring—Throttle return	1		
	5220700	Nut, No. 10 U.N.F.	1		
	9663122	Washer	1		
4	7100180	Throttle lever—Carburettor	1		
5	7080152	ACCELERATOR PEDAL UNIT—Less Pedal	1		
6	7080153	Pedal	1		
7	7080154	Pedal fulcrum repair kit	1		
8	7080156	Locating pin—Pedal to diaphragm unit	1		
9	7080158	Circlip	2		
10	7080155	Pedal diaphragm seal kit	1		See Note *
	7080157	Dust seal	1		Superseded by 7095012
11	7095012	Dust seal	1		
12	7080159	Locating ring	1	Early cars	
13	7080160	Locating spring	1	Late cars	
	19504041	Screw, 1/4" U.N.F.	2	} Superseded by 5220690	
	5220690	Screw, 1/4" U.N.F.	2		
	9664162	Washer, 1/4" shakeproof	2		
	39313070	Screw, No. 10 U.N.F.	2		
	9663122	Washer, 1/8" shakeproof	2		
14	7095002	AIR PIPE	A/R		
15	9785061	Pipe clip—Actuator end	1		
	9116064	Grommet—Air pipe to body	1		
	7200547	Transfer—Starting instructions	1	Affixed to Windscreen	
		Note. Screw 19504031 must be used for replacement purposes in holes in floor (to blank off) where pedal unit would fit if other handed drive to avoid fouling fluid pipe lines.			
		*Note. Comprises of Diaphragm rubber, Dust seal 7095012, Locating pin 7080156, Rivets, Circlip, Circlip is alternative to Screw and Washer; 2 screws are provided, the longer for use with the plastic valve, the shorter with the metal valve.			
		CABLE TYPE ACCELERATOR			
	7102579	ACCELERATOR PEDAL ASSEMBLY	1	} Superseded by 7102724	
16	7102724	Accelerator pedal assembly R.H.D. Complete with mounting brackets	1		
	7103084	Accelerator pedal assembly R.H.D. Complete with mounting brackets	1		
	7102582	Accelerator pedal assembly L.H.D. Complete with mounting brackets	1		
	7102725	Accelerator pedal assembly L.H.D. Complete with mounting brackets	1		
17	7103085	Accelerator pedal assembly L.H.D. Complete with mounting brackets	1		
	9510040	Nut, 1/4" U.N.F. } Brackets	2		
	5220722	Washer, 1/4" spring } to body	2		
	7102389	Retainer—Cable—(Superseded by 7050097) See Data 2A/266	2		
	7050097	Retainer kit	2		
		Retainer (Not supplied)		} Up to Mk. II	
	9075017	Washer, 1/4" waved (Front and rear end) } Cable clamp	2		
	9067015	Washer, 1/4" plain front and rear	4		
	9067236	Washer, 1/8" plain (Rear end) end	2		
	9520040	Locknut, 1/4" U.N.F.	2		
		Note. Remarks Mk. II also include Super.			

CARBURETTOR CONTROLS

Plate Ref.	Part Number	DESCRIPTION	No. per Veh.	REMARKS
		CABLE TYPE ACCELERATOR—continued		
18	7050097	Retainer kit	1	} Mk. II
19	9075017	Retainer (Not supplied)	1	
20	9067236	Washer, 1/4" waved	1	
21	9068010	Washer, 5/16" plain	2	
22	9520040	Washer, 1/4" plain	1	
	19503031	Locknut, 1/2" U.N.F.	2	
	9144052	Screw, No. 10 x 1/2"—Cable retaining	1	
23	7103164	Clevis pin—Cable to operating lever (Use 7103164)	1	
		Clevis pin—Cable to operating lever	1	
		*Note. From B41,2,001478 De Luxe, B44,2,001371 Super, B73,2,000179 Chamois, B46,2,000021 Van.		
	7102566	Abutment—Cable	1	} Up to Mk. II
24	7102596	Gasket—Abutment to body	1	
25	7103090	Abutment—Cable	1	} Mk. II
	7103091	Gasket	1	
	19503041	Screw, No. 10 U.N.F. x 1/2"	2	} Up to Mk. II
	9663122	Washer, No. 10 shakeproof	2	
	19503041	Screw, No. 10 U.N.F. x 1/2"	2	} Mk. II
	19703041	Screw, No. 10 U.N.C.	1	
	9663122	Washer, No. 10 shakeproof	3	} Up to Mk. II
	9067088	Washer, No. 10 plain	1	
	7095015	Outer cover complete	1	} Up to Mk. II
	7095016	Inner cable (Superseded by 7095020)	1	
	7095020	Inner cable	1	} Mk. II
26	7096098	Outer cover complete	1	
27	7096097	Inner cable	1	} Up to Mk. II
	9020041	Screw, No. 8J x 1/2"	1	
	9773063	Spire nut	1	} Up to Mk. II
	9117503	Grommet } Cable through	1	
	9122188	Grommet } outer shield	1	} Mk. II
28	7102575	Gaiter—Cable	1	
29	7102561	RELAY LEVER	1	} Superseded by 7102719
	7102563	Pivot pin	1	
30	7102719	Pivot pin	1	} Superseded by 7102726
	7102559	Abutment bracket } Relay lever	1	
31	7102726	Abutment bracket	1	} Superseded by 7102723
	7102562	Return spring } Throttle	1	
32	7102723	Return spring } cable	1	} Alternative fixings
	9067216	Washer, plain—Spring to bracket	1	
	9510040	Nut, 1/2" U.N.F.	1	} to
	9664163	Washer, 1/4" shakeproof	1	
	9552043	Nut, 1/2" nyloc	1	} abutment bracket
33	7102564	EXTENDABLE CONNECTING ROD—Accelerator cable to carburettor lever	1	
	5220700	Nut, No. 10 U.N.F.	2	} Connecting rod to carburettor lever and relay lever
	9663123	Washer, 5/16" shakeproof	2	
34	7102565	Throttle lever	1	} Mk. II
	19605061	Bolt, 1/8" U.N.F.	2	
	9068013	Washer, 1/8" plain	2	

Note. Remarks Mk. II also include Super.

CARBURETTOR CONTROLS

Plate Ref.	Part Number	DESCRIPTION	No. per Veh.	REMARKS	
MANUAL CHOKE CONTROL					
	7102774	CHOKE OPERATING LEVER	1	} From See Note *	
	7102772	Cap—Lever	1		
		Mounting plate—Choke control and Change speed lever—See Gearbox controls.			
	7102943	Draught excluder pad—Choke operating lever	1		
	7102770	Pivot pin	1		
	7102900	Belleville washer ... } Lever to mounting plate	2		
	9571043	Nut, 1/2" U.N.F. (Nylor)	1		
		Choke cable (Not supplied)			
	7096077	Inner cable	1		
	7096078	Outer cable	1		
	7200259	Clip—Inner cable to operating lever	1		
	5041302	Clip—Outer cable to carburettor	1		
	9166267	Sleeve—Choke cable	1		
<p>*Note. From B.41,9,086306 De-Luxe, B.42,9,003215 Standard, B.43,1,003898 Chamois up to Mk. II. C.K.D. points for the above change are as follows: De-Luxe: B.41,9,507129 Eire, B.41,9,507021 New Zealand, B.41,9,506997 Portugal, B.41,9,506361 Costa Rica, B.41,9,507117 Uruguay. Standard: B.42,9,509973 Australia, B.42,9,510021 Venezuela.</p>					
35	7102774	CHOKE OPERATING LEVER	1		} Mk. II
36	7103139	Knob—Choke lever	1		
37	7103138	Clip—Choke lever knob retaining	1		
		Mounting plate—Choke control and Change speed lever—See Gearbox controls.			
38	7102943	Draught excluder pad—Choke operating lever	1		
39	7102770	Pivot pin	1		
40	9075077	Washer, waved ... } Lever to	1		
41	9068016	Washer, 3/8" plain ... } mounting plate	1		
42	9571043	Nylor nut	1		
		Choke cable (Not supplied)			
43	7096077	Inner cable	1		
44	7096091	Outer cable	1		
	9166267	Sleeve—Choke cable	1		
45	7200259	Clip—Inner cable to operating lever	1		
46	5041302	Clip—Outer cable to carburettor	1		
<p>Note. Remarks Mk. II also include Super.</p>					

CARBURETTOR CONTROLS

Plate Ref.	Part Number	DESCRIPTION	No. per Veh.	REMARKS
		MANUAL CHOKE CONTROL—continued		
	7102774	CHOKE OPERATING LEVER	1	} Van
	7102772	Cap—Lever	1	
		Mounting plate—Choke control and Change speed lever—See Gearbox controls.		
	7102943	Draught excluder pad—Choke operating lever	1	
	7102770	Pivot pin	1	
	9075077	Washer, waved ... } Lever to	1	
	9068016	Washer, 3/8" plain ... } mounting plate	1	
	9571043	Nut, 1/4" U.N.F. nyloc	1	
		Choke cable (Not supplied)		
	7096095	Inner cable	1	
	7096096	Outer cable	1	
	7200259	Clip—Inner cable to operating lever	1	
	5041302	Clip—Outer cable to carburettor	1	
	9166267	Sleeve—Choke cable	1	
	9116038	Grommet—Choke cable to water shield	1	
		MANUAL CHOKE CONTROL CONVERSION KIT		
	7050103	CONVERSION KIT	1	
	7100560	Carburettor	1	
	7096074	Inner cable } Choke	1	
	7096075	Outer cable } control	1	
	7100464	Cover plate—Exhaust manifold	1	
	9116038	Grommet	4	
	7100225	Gasket	1	
	5041302	Clip—Cable abutment	1	
		Note. Remarks Mk. II also include Super.		

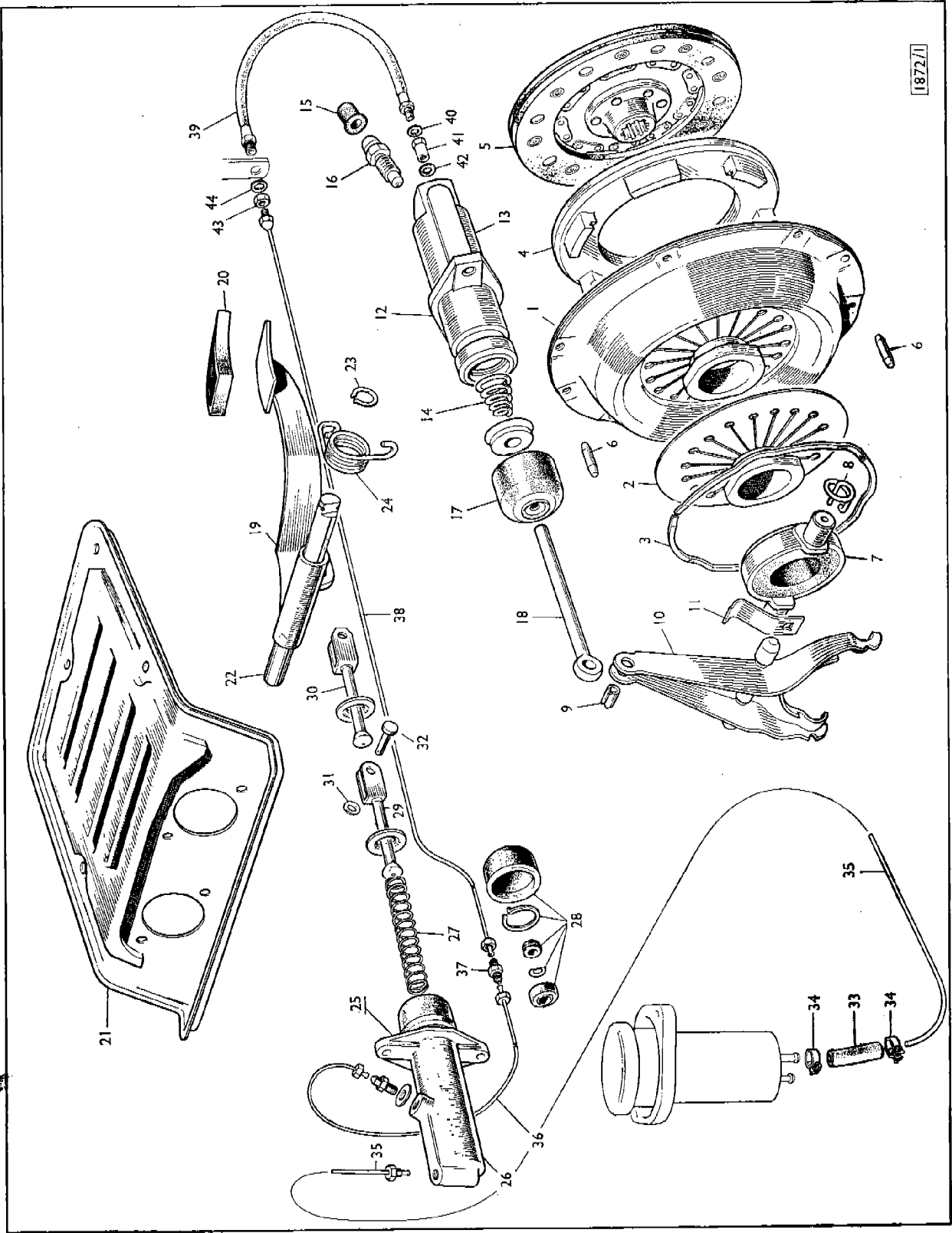
Publication No. 6601249

SECTION E

CLUTCH AND CONTROLS

CLUTCH AND CONTROLS

1872/J1



SECTION E

CLUTCH AND CONTROLS

Plate Ref.	Part Number	DESCRIPTION	No. per Veh.	REMARKS
	7100131	CLUTCH COVER ASSEMBLY	1	} 5 1/2" Clutch
	7080087	Diaphragm spring and release ring	1	
	7080088	Retaining ring	1	
	7080090	Pressure plate	1	
	7100132	CLUTCH DRIVEN PLATE ... (Superseded by 7100406)	1	
	7080091	Facing package (Facings and Rivets)—Not supplied—Use 7100406 Driven plate	1	
		Note. The above two items fitted to Home models only up to B.41,1,052533 De-Luxe, B.42,1,001511 Standard.		
	7100406	CLUTCH DRIVEN PLATE	1	
	7080200	Facing package (Facings and Rivets)	1	
		Note. The above two items fitted to all Export models and Home models from B.41,1,052534 De-Luxe, B.42,1,001512 Standard.		
1	7100438	CLUTCH COVER ASSEMBLY	1	} 6 1/4" Clutch
2	7080236	Diaphragm spring and release spring	1	
3	7080237	Retaining ring	1	
4	7080238	Pressure plate	1	
5	7100482	CLUTCH DRIVEN PLATE	1	
	7080239	Facing package (Facings and Rivets)	1	} 5 1/2" Clutch
	9146075	Dowel (Superseded by 5220716)	2	
	5220716	Dowel	2	
	9003253	Screw, 1/4" U.N.F. x 3/8"	6	
	5220723	Washer, 1/4" spring ... } Clutch to flywheel	6	
6	5220716	Dowel	2	
	19505061	Screw, 1/8" U.N.F. x 3/4"	6	
	9661201	Washer, 1/8" spring	6	
		Note. 6 1/4" Clutch fitted from B.41,9,093266 De-Luxe, B.42,9,003751 Standard, B.43,1,009819 Chamois, and all models on and after the afore mentioned Chassis change points.		
	7104139	Clutch release bearing and cup	1	
7	7104296	Clutch release bearing and cup	1	
		Note. Replacement Clutch cover units, Driven plates, and Release bearings are available in part exchange for the original.		
8	7104140	Retaining spring—Release pad	2	} Supplied with Transaxle (Transmission) Unit, also listed in Transaxle Section for clarity
9	9812011	Roll pin—Withdrawal lever to push rod	1	
10	7104128	CLUTCH WITHDRAWAL LEVER	1	
11	7104129	Retaining clip—Withdrawal lever	1	
	7104070	Stud, 1/8" U.N.C./U.N.F. x 1-20" } Retaining clip to	1	
	5220702	Nut, 1/8" U.N.F. ... } clutch housing	1	
12	7104142	SLAVE CYLINDER	1	
13		Body (Not supplied)		
14	5220157	Spring	1	
15	K.21836	Dust cap	1	
16	K.28714	Bleeder screw	1	
17	7080034	REPAIR KIT ... } Slave	1	
18	7104143	Push rod ... } cylinder	1	
		Note. A replacement Slave cylinder is available in part exchange for the original.		For Slave Cylinder fixings See Transaxle

CLUTCH AND CONTROLS

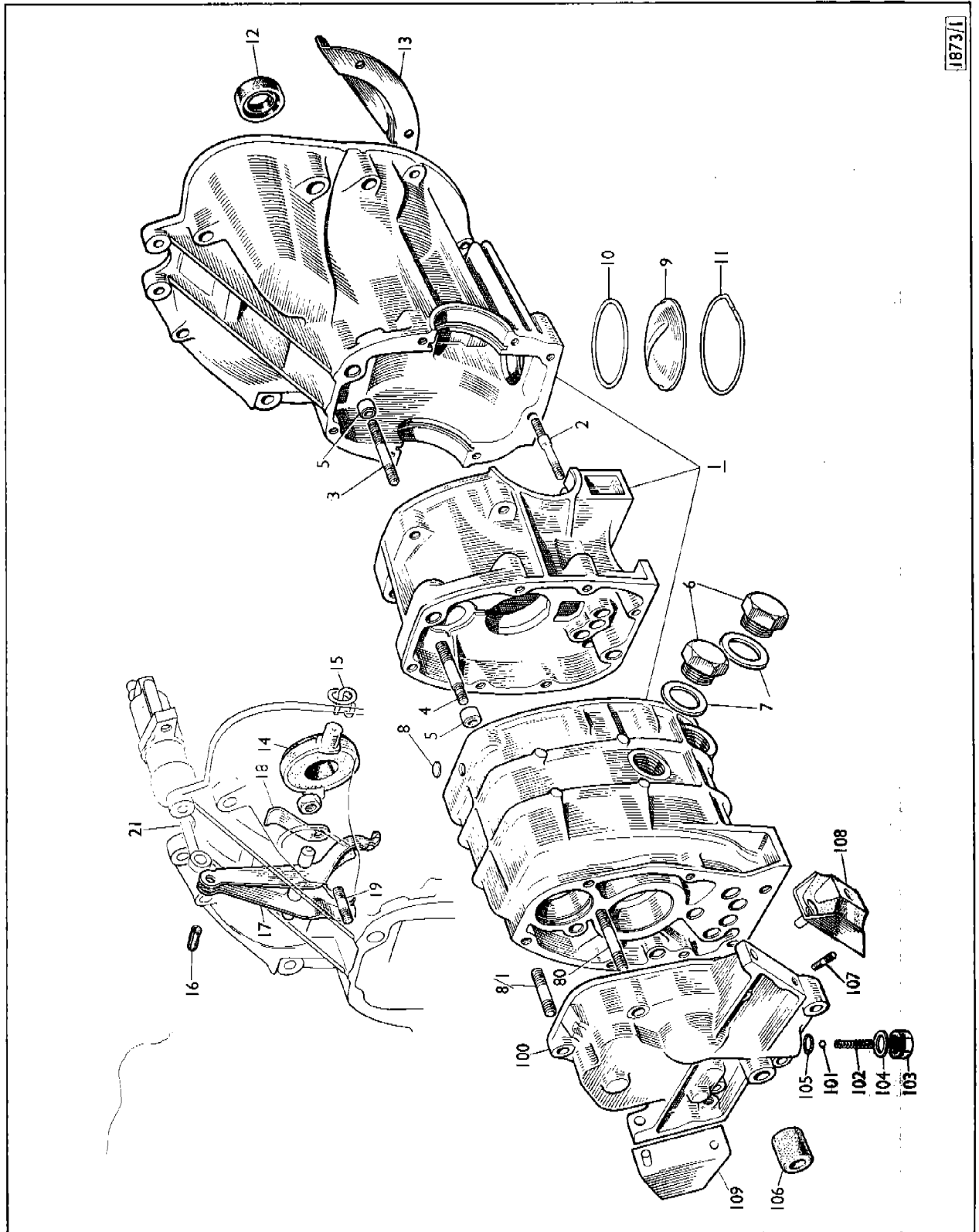
Plate Ref.	Part Number	DESCRIPTION	No. per Veh.	REMARKS
19	7102343	CLUTCH PEDAL	1	
20	7102253	Rubber pad—Pedal	1	
21	7102241	Pedal bracket	1	
22	7102250	Pedal shaft	1	Also listed in Brakes and Controls Section
23	5220719	Circlip—Pedal shaft to bracket	1	
	5220683	Screw, $\frac{5}{16}$ " U.N.F. $\times \frac{1}{2}$ "	7	
	5200485	Washer, $\frac{3}{8}$ " spring	7	
	7102252	Return spring } Pedal	1	Superseded by 7102667
24	7102667	Return spring }	1	
		FLUID RESERVOIR—See Brakes and Controls section.		
25	7102178	MASTER CYLINDER	1	
26		Cylinder		Not supplied
27	5030668	Spring	1	
28	7080032	MASTER CYLINDER REPAIR KIT	1	
		Note. A replacement Master cylinder is available in part exchange for the original.		
29	7080033	Push rod } Master	1	Check illustration when ordering
30	7080169	Push rod } cylinder	1	
31	9067023	Washer, $\frac{1}{16}$ " plain	1	Clutch pedal to master cylinder
32	5220714	Clevis pin, $\frac{5}{16}$ " $\times \frac{1}{4}$ "	1	
	5220692	Screw, $\frac{1}{8}$ " U.N.F. $\times \frac{1}{4}$ "	2	
	5200485	Washer, $\frac{1}{16}$ " spring	2	
33	9166011	Hose—Reservoir to pipe	1	Superseded by 9784083
	1800452	Clip }	2	
	9784083	Clip } Hose	2	
34	9784093	Clip }	2	Alternatives
35	9163306	CLUTCH PIPE (Line)—R.H.D. } Reservoir to master cylinder	1	
	7080124	Clutch pipe (Line)—L.H.D.	1	24 $\frac{1}{2}$ " long
36	9163311	Clutch pipe (Line)—R.H.D. } Master cylinder to adaptor	1	42 $\frac{1}{2}$ " long
	9163318	Clutch pipe (Line)—L.H.D. }	1	22" long
37	9152303	Adaptor	1	6 $\frac{1}{2}$ " long
	7080081	CLUTCH PIPE (Line) } Adaptor	1	Up to introduction 7080248
38	7080248	Clutch pipe (Line) } to hose	1	
		*Note. From B.41,9,086306 De-Luxe, B.42,9,003215 Standard, B.43,1,003898 Chamois, and all models on and after the above Chassis change points.		
39	9168602	HOSE—Adaptor to adaptor	1	
40	9077024	Gasket—Hose to adaptor	1	
41	9151501	Adaptor	1	
42	9077017	Gasket—Adaptor to slave cylinder	1	
43	5220705	Nut	1	Hose to clip
44	9664282	Washer, $\frac{1}{16}$ " shakeproof }	1	
		Note. All Clutch pipes are supplied complete with unions.		
	9118515	Grommet—Pipe to body (Front)	1	
	9118530	Grommet—Pipe to attachment plate (Rear)	1	

Publication No. 6601249

SECTION F

TRANSAXLE (TRANSMISSION) UNIT

TRANSAXLE (TRANSMISSION) UNIT



1873/1

PLATE A—SECTION F

TRANSAXLE (TRANSMISSION) UNIT

1874/J

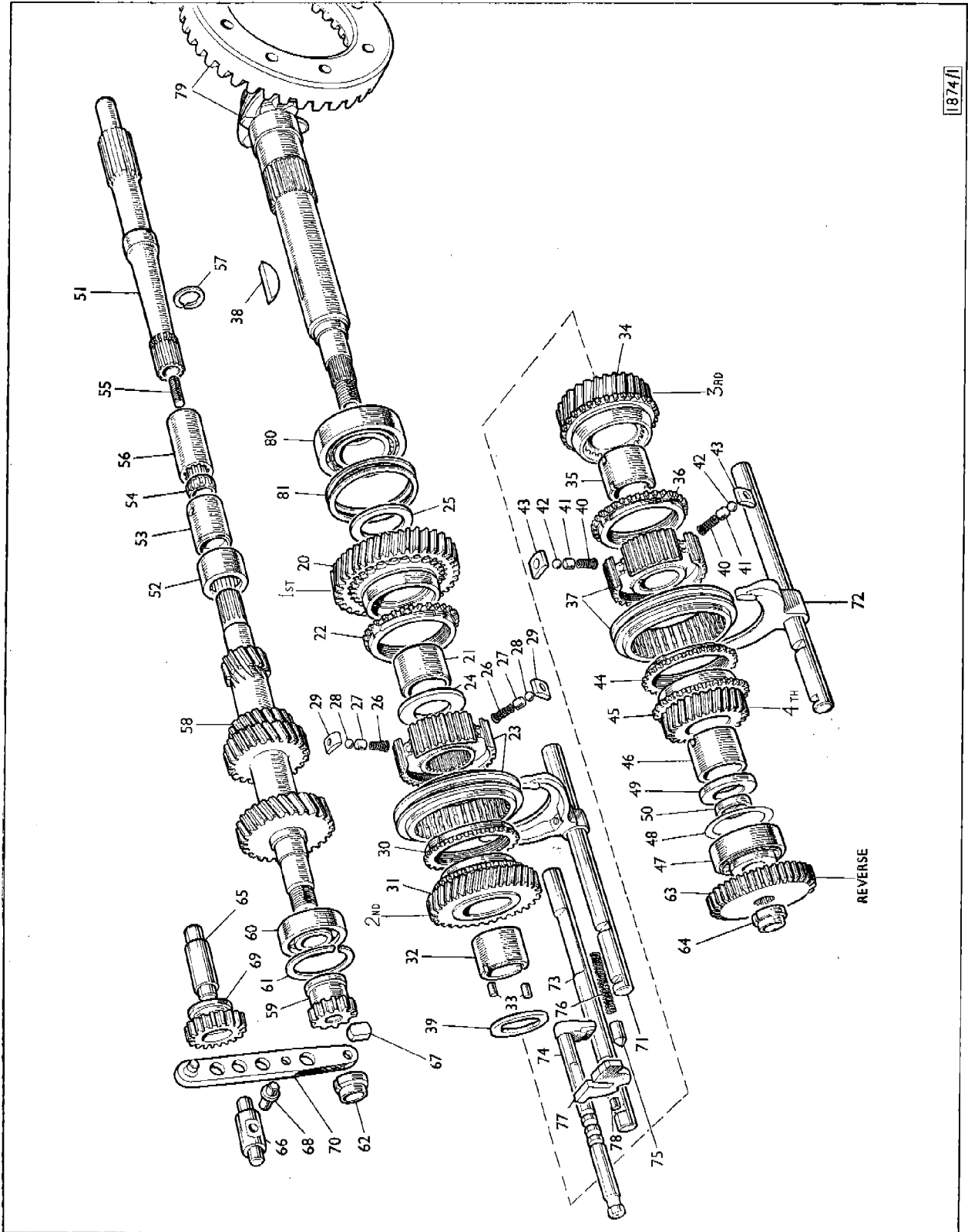
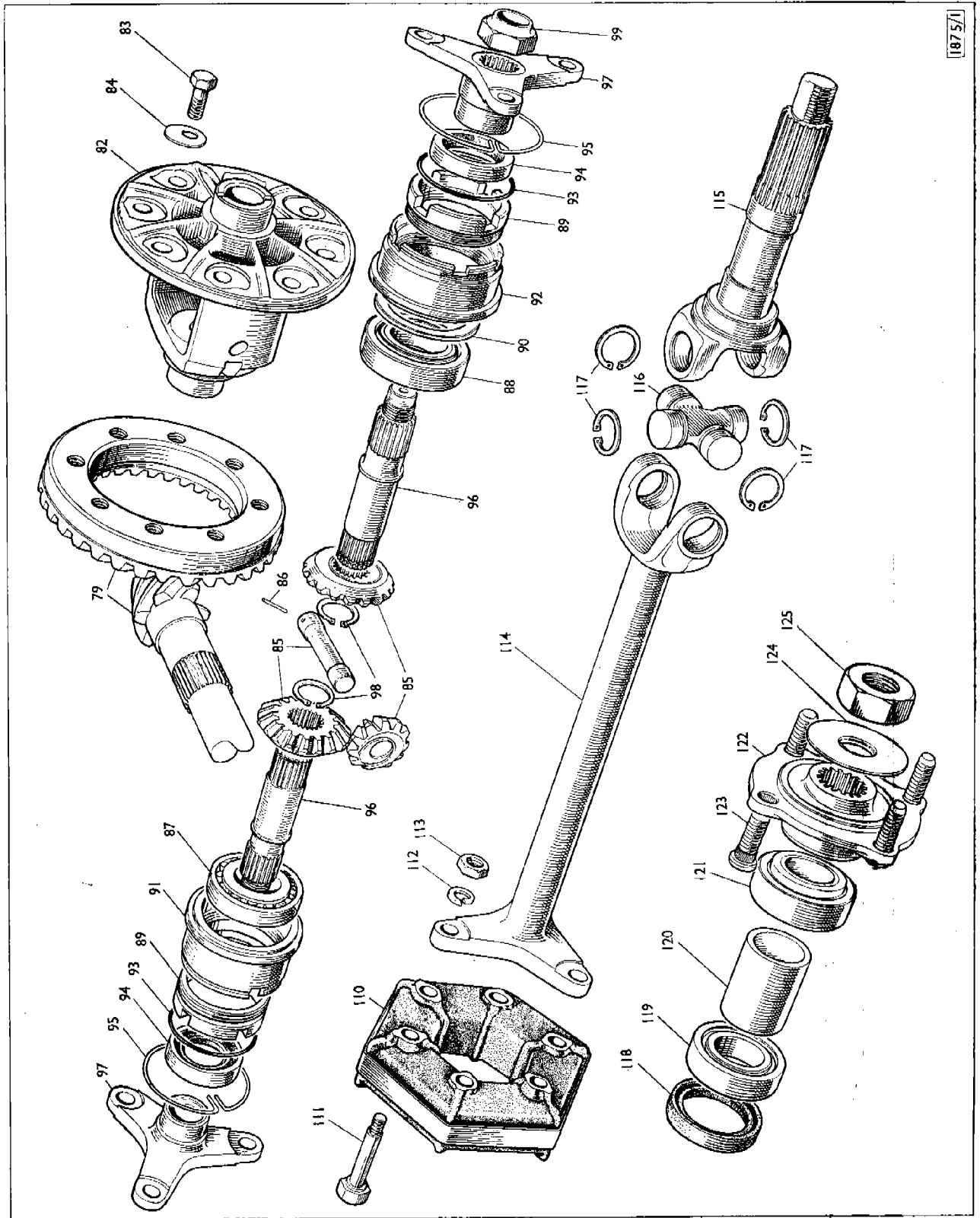


PLATE B — SECTION F

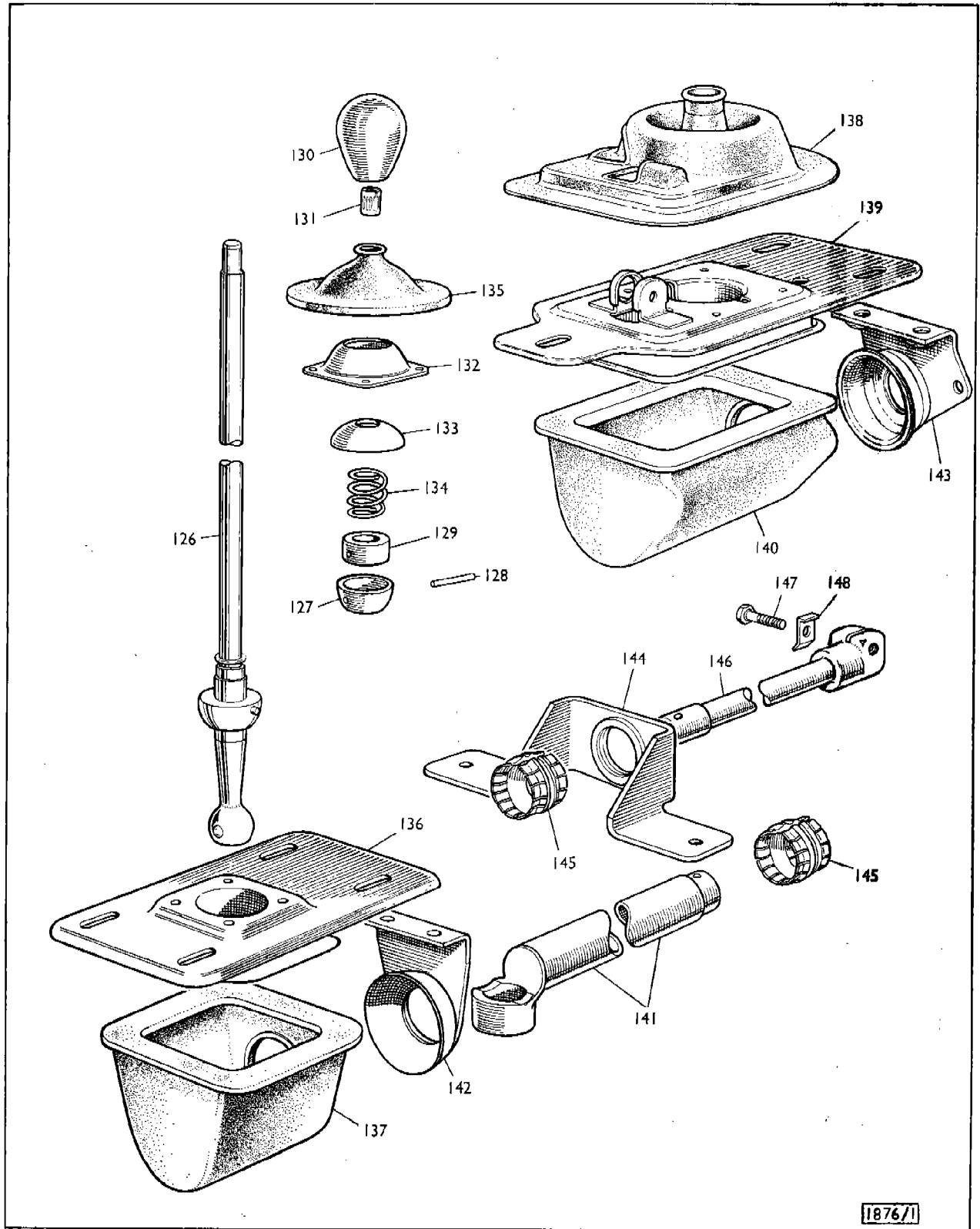
TRANSAXLE (TRANSMISSION) UNIT



1875/1

PLATE C—SECTION F

TRANSAXLE (TRANSMISSION) UNIT



1876/1

PLATE D—SECTION F

TRANSAXLE (TRANSMISSION) UNIT

Plate Ref.	Part Number	DESCRIPTION	No. per Veh.	REMARKS
	7050043	TRANSAXLE (TRANSMISSION) UNIT	1	
	7050133	TRANSAXLE (TRANSMISSION) UNIT	1	Van
A1	7050018	Casings—Transaxle (Transmission) Unit	1	Set of 3
A2	7104131	Dowel stud, $\frac{1}{16}$ " U.N.C./U.N.F. $\times 2\frac{3}{8}$ "	1	
A3	29605212	Stud, $\frac{1}{16}$ " U.N.C./U.N.F. $\times 2\frac{5}{8}$ "	7	Alternative fixing
	5200482	Washer, $\frac{1}{16}$ " plain	7	
	9067022	Washer, $\frac{1}{16}$ " plain	7	
	5200487	Washer, $\frac{1}{16}$ " spring	7	
	5220702	Nut, $\frac{1}{16}$ " U.N.F.	7	
	9029193	Nut, $\frac{1}{4}$ " special	1	
	9067015	Washer, $\frac{1}{4}$ " plain	1	Alternative fixing
	9067014	Washer, $\frac{1}{4}$ " plain	1	
	5220723	Washer, $\frac{1}{4}$ " spring	1	
A4	29605192	Stud, $\frac{1}{16}$ " U.N.C./U.N.F. $\times 2\frac{3}{8}$ "	8	Alternative fixing
	5200482	Washer, $\frac{1}{16}$ " plain	8	
	9067022	Washer, $\frac{1}{16}$ " plain	8	
	5200487	Washer, $\frac{1}{16}$ " spring	8	
	5220702	Nut, $\frac{1}{16}$ " U.N.F.	8	
A5	7104075	Dowel ring	3	
A6	9803113	Filler plug/Drain plug	2	
	9079130	Washer	2	Superseded by 9078066
A7	9078066	Washer	2	
A8	7104068	Welch plug	1	First 500 Models only
	29605132	Stud, $\frac{1}{16}$ " U.N.C./U.N.F. $\times 1\frac{1}{8}$ "	2	Superseded by 5200481
A8/1	5200481	Stud, $\frac{1}{16}$ " U.N.C./U.N.F. $\times 1\frac{1}{8}$ "	2	
	29605212	Stud, $\frac{1}{16}$ " U.N.C./U.N.F. $\times 2\frac{3}{8}$ "	5	
A9	7104133	Inspection cover	1	
A10	9107099	'O' ring	1	
	7104213	Spring ring	1	Up to introduction 7104220 Superseded by 7104220 From *Note
	9207261	Spring ring	1	
	7104214	Spring ring	1	
A11	7104220	Spring ring	1	
<p>*Note. From B.4,11,003732 De Luxe; B.42,1,000101 Standard; B.41,1,500481 CKD. Eire.</p> <p>†Note. Spring ring 7104213 must also be fitted to the following vehicles: B.41,1,003735, 41, 46, 67, 77, 90, 97, B.41,1,003827, 36, 38, 40, 47, 55, 69, 72, B.41,1,004003, 07, 14, 27 and 97.</p> <p>Spring ring 7104220 must also be fitted to the following vehicles: B.41,1,003675, 76, 77, 78, 79, 83, 85, and B.41,1,003719 N.Z. and S.A., from B.41,1,500385 CKD.</p>				
A12	9102030	Oil seal—Clutch housing	1	
	9510060	Nut, $\frac{3}{8}$ " U.N.F.	5	Superseded by 5220703 4 off Mk. II
	5220703	Nut, $\frac{3}{8}$ " U.N.F.	5	
	9067037	Washer, $\frac{3}{8}$ " plain	5	
	9661242	Washer, $\frac{3}{8}$ " spring	5	
A13	7104145	Stoneguard—Clutch housing	1	
	19504071	Screw, $\frac{1}{4}$ " U.N.F. $\times \frac{7}{8}$ "	2	Superseded by 5220682
	5220682	Screw, $\frac{1}{4}$ " U.N.F. $\times \frac{7}{8}$ "	2	
	9067015	Washer, $\frac{1}{4}$ " plain	2	Superseded by 5220723 Also listed in Clutch and Controls section
	9661162	Washer, $\frac{1}{4}$ " spring	2	
	5220723	Washer, $\frac{1}{4}$ " spring	2	
	9510040	Nut, $\frac{1}{4}$ " U.N.F.	2	

Note. Remarks Mk. II also include Super.

TRANSAXLE (TRANSMISSION) UNIT

Plate Ref.	Part Number	DESCRIPTION	No. per Veh.	REMARKS	
TRANSAXLE (TRANSMISSION) UNIT—continued					
A14	7104139	Clutch release bearing and cup ... (Superseded by 7104296)	1	} Also listed in Clutch and Controls section	
	7104296	Clutch release bearing and cup ...	1		
Note. Replacement Release Bearings and Cups are available in part exchange for the original.					
A15	7104140	Retaining ring—Release bearing ...	2		
A16	9812011	Roll pin—Withdrawal lever to push rod ...	1		
A17	7104128	CLUTCH WITHDRAWAL LEVER ...	1		
A18	7104129	Retaining clip—Withdrawal lever ...	1		
A19	7104070	Stud, $\frac{5}{16}$ " U.N.C./U.N.F. $\times 1-20$ " } Retaining clip to	1		
	5220702	Nut, $\frac{5}{16}$ " U.N.F. ... } clutch housing	1		
SLAVE CYLINDER—See Clutch and Controls section.					
	19105121	Bolt, $\frac{1}{8}$ " U.N.F. $\times 1\frac{1}{2}$ "	2	} Not included in Transaxle Unit assembly	
	19105111	Bolt, $\frac{1}{8}$ " U.N.F. $\times 1\frac{3}{8}$ "	2		
	5200482	Washer, $\frac{1}{8}$ " plain ... } Slave cylinder to	2		
	9067022	Washer, $\frac{1}{8}$ " plain ... } clutch housing	2		
	5200487	Washer, $\frac{1}{8}$ " spring ...	2		
	5220701	Nut, $\frac{3}{16}$ " U.N.F. ...	2		
B20	7104012	1st SPEED WHEEL (GEAR) ...	1	} Superseded by 7104180	
	7104233	Bush } 1st Speed ...	1		
B21	7104180	Bush } 1st Speed ...	1		
	7104014	Baulking ring ...	1		
B22	7104218	Baulking ring ...	1		
	7104201	1st and 2nd Speed synchro hub ...	1		
	7104022	Sleeve ...	1		
	7104216	1st and 2nd Speed synchro hub and sleeve ...	1		
B23	7104287	1st and 2nd Speed synchro hub and sleeve ...	1		
Note. When replacing Synchro hub assembly on cars prior to Chassis No. B.41,1,000689 it will be necessary to fit new Synchro caps, Part Number 7104203.					
B24	7104017	Distance washer ...	1	} Selective assembly	
WASHER—1st SPEED ADJUSTMENT					
B25	7104156	.092" thick (Red) ...	A/R		
	7104157	.094" thick (White) ...	A/R		
	7104158	.096" thick (Blue) ...	A/R		
	7104159	.096" thick (Yellow) ...	A/R		
	7104160	.100" thick (Black) ...	A/R		
	7104161	.102" thick (Green) ...	A/R		
B26	7104018	Spring ...	3		
	7104019	Cap ...	3		
B27	7104203	Cap ... } Synchromesh	3		
B28	9187004	Ball ...	3	} Up to introduction 7104203 From B.41,1,000689 De Luxe and all Standard models	
B29	7104021	Shifter plate ...	3		
	7104014	Baulking ring ...	1		
B30	7104218	Baulking ring ...	1		
B31	7104023	2nd SPEED WHEEL (GEAR) ...	1		
	7104232	Bush } 2nd Speed ...	1		
B32	7104181	Bush } 2nd Speed ...	1		
B33	9187203	Roller ...	2		

TRANSAXLE (TRANSMISSION) UNIT

Plate Ref.	Part Number	DESCRIPTION	No. per Veh.	REMARKS
		TRANSAXLE (TRANSMISSION) UNIT—continued		
	7104034	3rd SPEED WHEEL (GEAR)—28 Teeth	1	Superseded by 7104207— See Data 2B/95
B34	7104207	3rd SPEED WHEEL (GEAR)—27 Teeth *Note. From B.41,1,001070 De Luxe, B.42,1,000079 Std., B.41,1,500039 CKD., and all models on or after the aforementioned change points.	1	From *Note
B35	7104231	Bush } 3rd Speed	1	Superseded by 7104182
	7104182	Bush }	1	
	7104014	Baulking ring	1	Superseded by 7104218
B36	7104218	Baulking ring	1	
	7104202	3rd and 4th Speed synchro hub	1	Superseded by 7104217
	7104022	Sleeve	1	See Data 2B/94
	7104217	3rd and 4th Speed synchro hub and sleeve assembly	1	Superseded by 7104288
B37	7104288	3rd and 4th Speed synchro hub and sleeve assembly Note. When replacing Synchro Hub Assembly on cars prior to Chassis Number B.41,1,000689 it will be necessary to fit new Synchro Cap, Part Number 7104203.	1	
B38	9213035	Key—Synchro hub to shaft	1	
		WASHER—3rd SPEED ADJUSTMENT	1	Selective assembly
B39	7104234	.126" thick (Red)	A/R	Superseded by 7104190
	7104190	.126" thick (Red)	A/R	
	7104235	.128" thick (White)	A/R	Superseded by 7104191
	7104191	.128" thick (White)	A/R	
	7104236	.130" thick (Blue)	A/R	Superseded by 7104192
	7104192	.130" thick (Blue)	A/R	
	7104237	.132" thick (Yellow)	A/R	Superseded by 7104193
	7104193	.132" thick (Yellow)	A/R	
B40	7104018	Spring	3	
	7104019	Cap	3	Up to the intro. of 7104203
B41	7104203	Cap } Synchromesh	3	From B.41,1,000689 De Luxe and all Standard cars
B42	9187004	Ball	3	
B43	7104021	Shifter plate	3	
	7104014	Baulking ring	1	Superseded by 7104218
B44	7104218	Baulking ring	1	
B45	7104037	4th SPEED WHEEL (GEAR)	1	
	7104230	Bush } 4th Speed	1	Superseded by 7104183
B46	7104183	Bush }	1	
B47	9192003	Taper roller bearing	1	
B48	7104076	Shim, .003" thick } Pinion	A/R	
	7104077	Shim, .005" thick } tail bearing	A/R	
		WASHER—4th SPEED ADJUSTMENT		Selective assembly
B49	7104163	.225" thick (Red)	A/R	
	7104164	.223" thick (White)	A/R	
	7104165	.221" thick (Blue)	A/R	
	7104166	.219" thick (Yellow)	A/R	
	7104167	.217" thick (Black)	A/R	
	7104168	.215" thick (Green)	A/R	
		WASHER—PRE-LOAD ADJUSTMENT		Selective assembly
B50	7104170	.190" - .189" thick (Red)	A/R	
	7104171	.189" - .188" thick (White)	A/R	
	7104172	.188" - .187" thick (Dark Blue)	A/R	
	7104173	.187" - .186" thick (Yellow)	A/R	

TRANSAXLE (TRANSMISSION) UNIT

Plate Ref.	Part Number	DESCRIPTION	No. per Veh.	REMARKS
		TRANSAXLE (TRANSMISSION) UNIT—continued		
		WASHER—PRE-LOAD ADJUSTMENT—continued		
	7104174	-186" - -185" thick (Black)	A/R	} For Service Use only
	7104175	-185" - -184" thick (Green)	A/R	
	7104176	-184" - -183" thick (Brown)	A/R	
	7104177	-183" - -182" thick (Grey)	A/R	
	7104178	-182" - -181" thick (Light Blue)	A/R	
	7104196	-181" - -180" thick (Black and White)	A/R	
	7104197	-180" - -179" thick (Green and White)	A/R	
	7104198	-179" - -178" thick (Brown and White)	A/R	
	7104199	-178" - -177" thick (Grey and White)	A/R	
	7104200	-177" - -176" thick (Blue and White)	A/R	
B51	7104049	PRIMARY (CLUTCH) SHAFT	1	
B52	9196029	Needle roller bearing	1	
B53	7104045	Inner race	1	
B54	9133160	Tolerance ring	1	
B55	7104047	Stud—Primary shaft to input drive shaft	1	
B56	7104048	Muff coupling—Shafts	1	
B57	9207031	Spring ring	1	
	7104051	INPUT DRIVE SHAFT—24 Teeth—3rd Speed Gear	1	Superseded by 7104208 See Data 2B/95
B58	7104208	INPUT DRIVE SHAFT—23 Teeth—3rd Speed Gear *Note. From B.41,1,001070 De Luxe, B.42,0,00079 Std., B.41,1,500039 CKD., and all models on and after the aforementioned change points.	1	From * Note
B59	7104089	Reverse pinion	1	} Van
	7104293	Reverse pinion	1	
B60	9188042	Ball bearing	1	
B61	9204027	Circlip	1	
B62	7104090	Locknut	1	
B63	7104091	REVERSE WHEEL (Gear)	1	
B64	7104090	Locknut	1	
B65	7104092	Reverse idler shaft	1	
B66	7104093	Pivot support	1	} Reverse gear
B67	7104094	Trunnion	1	
B68	7104095	Pin—Reverse gear pivot support	1	
B69	7104097	REVERSE IDLER WHEEL (Gear)	1	
	7104295	REVERSE IDLER WHEEL (Gear)	1	} Van
B70	7104100	Reverse lever	1	
	7104055	1st and 2nd SELECTOR SHAFT (Shift Rod) and Fork assembly	1	Superseded by 7104285
B71	7104285	1st and 2nd SELECTOR SHAFT (Shift Rod) and Fork assembly	1	From † Note
	7104056	Selector shaft	1	} Superseded by 7104055 See Data 2B/85
	7104057	Selector fork	1	
	9816216	Roll pin	1	
	7104059	3rd and 4th SELECTOR SHAFT (Shift Rod) and Fork assembly	1	Superseded by 7104286
B72	7104286	3rd and 4th SELECTOR SHAFT (Shift Rod) and Fork assembly	1	From † Note
	7104060	Selector shaft	1	} Superseded by 7104059 See Data 2B/85
	7104057	Selector fork	1	
	9816216	Roll pin	1	
		†Note. From B.41,9,087849 De Luxe, B.42,9,003383 Std., B.43,1,006069 Chamois, and all models on and after the aforementioned change points. CKD. Introduction points are as follows: De Luxe B.41,9,507225 Eire, B.41,9,507249 N.Z., B.41,9,507285 Portugal. Standard B.42,9,510141 N.Z., B.42,9,510129 Venez. B.42,9,509925 Australia.		
		Note. Remarks Mk. II also include Super.		

TRANSAXLE (TRANSMISSION) UNIT

Plate Ref.	Part Number	DESCRIPTION	No. per Veh.	REMARKS
TRANSAXLE (TRANSMISSION) UNIT—continued				
B73	7104061	REVERSE SELECTOR SHAFT (Shift Rod) ...	1	
B74	7104074	SELECTOR ...	1	
B75	7104078	Reverse plunger ...	1	
B76	7104195	Spring	1	Superseded by 7104210
	7104210	Spring } Reverse plunger		
	7104080	Interlock plate ...	1	Superseded by 7095009
B77	7095009	Interlock plate ...	1	
B78	9187108	Roller, 1/2" dia. ...	1	
CB79	7050026	CROWN WHEEL (Ring Gear) and HYPOID PINION ...	1	
B80	9192132	Taper roller bearing ...	1	
B81	7104006	Shim, .003" thick	A/R	
	7104007	Shim, .005" thick } Bearing to casing		
C82	7104105	Differential box (Housing) ...	1	
C83	9003044	Bolt—Crown wheel to differential box ...	8	Superseded by 9003195 See Data 2D/65
	9003195	Bolt—Crown wheel to differential box ...	8	
C84	7104107	Tab washer—Crown wheel bolts ...	8	
C85	7050027	Differential wheel and pinion set ...	1	Bevel/Pinion Wheels & Pin
C86	9811020	Roll pin—Differential pinion ...	1	
C87	9192132	Taper roller bearing	1	
C88	9192118	Taper roller bearing } Differential shaft		
C89	7104114	Inner screwed sleeve ...	2	
C90	7104115	Washer—Differential ...	1	
C91	7104116	Outer screwed sleeve—Small ...	1	
C92	7104117	Outer screwed sleeve—Large ...	1	
	9107089	'O' ring ...	2	Superseded by 9107091
C93	9107091	'O' ring ...	2	
C94	9102229	Oil seal ...	2	
C95	9207098	Spring ring ...	2	
C96	7104121	Differential shaft ...	2	
C97	7104122	Coupling flange ...	2	
C98	9205009	Circlip ...	2	
C99	7104125	Nut } Differential shaft		
	7104149	COVER } Gearbox mounting	1	Superseded by 7104148
A100	7104148	COVER } c/w detent tube	1	
	9067024	Washer, 1/8" plain ...	6	Alternative fixings
	5200482	Washer, 1/8" plain ... (Superseded by 5200482)		
	9067022	Washer, 1/8" plain ...	6	
	9661202	Washer, 1/8" spring ...	7	
	5200487	Washer, 1/8" spring ... (Superseded by 5200487)		
	9510053	Nut, 1/8" U.N.F. ...	7	
	5220702	Nut, 1/8" U.N.F. ...	7	
A101	9187005	Ball, 1/2" dia. ...	1	
	7104151	Spring ...	1	Superseded by 7104184
A102	7104184	Spring ...	1	
A103	9800622	Plug, 1/8" U.N.F. ...	1	
A104	9078016	Washer—Fibre ...	1	
	7104215	Tab washer—Plug to earth cable ...	1	
	9107800	'O' ring	1	Superseded by 9107300
A105	9107300	'O' ring } Selector shaft		

TRANSAXLE (TRANSMISSION) UNIT

Plate Ref.	Part Number	DESCRIPTION	No. per Veh.	REMARKS
		TRANSAXLE (TRANSMISSION) UNIT--continued		
A106	7104162	Gaiter—Gearchange rod	1	
A107	7104070	Stud, $\frac{1}{16}$ " U.N.C./U.N.F. \times $1\frac{1}{2}$ "	2	Up to 5220697
	5200487	Washer, $\frac{1}{16}$ " spring	2	
	9510053	Nut, $\frac{1}{16}$ " U.N.F.	2	Superseded by 5220702
	5220702	Nut, $\frac{1}{16}$ " U.N.F.	2	Up to 5220697
	5220697	Screw, $\frac{1}{16}$ " U.N.C. \times $\frac{3}{4}$ "	2	From * Note
		*Note. From B.41,9,081109 De Luxe, B.42,9,003068 Std., B.43,1,000159 Chamois, and all models on and after the aforementioned change points.		
A108	7102258	Rubber mounting, O/S (R.H.)	1	
A109	7102259	Rubber mounting, N/S (L.H.)	1	
		FINAL DRIVE		
		ROTOFLEX COUPLING		
C110	7102038	Bolt, $\frac{3}{8}$ " U.N.F. \times $2\frac{1}{2}$ "	2	
C111	7102039	Washer, $\frac{3}{8}$ " spring	12	
	9660242	Washer, $\frac{3}{8}$ " spring	12	Superseded by 5200486
C112	5200486	Washer, $\frac{3}{8}$ " spring	12	
C113	9510068	Nut, $\frac{3}{8}$ " U.N.F.	12	
		DRIVE SHAFT UNIT		Not supplied
C114	7080001	Final drive shaft	2	
C115	7080002	Hub shaft	2	
	7080285	Final drive shaft	2	
	7080002	Hub shaft	2	Van
		Note. When using either Final drive shaft 7080001 or Hub shaft 7080002 as replacements on cars up to Chassis No. B41,1,000340 it is recommended that these be fitted in matched sets.		
	5038495	Universal joint	1	Use 7080241
C116	7080241	Universal joint bearing pack	1	
		Gasket—Journal		Not supplied separately
		Retainer—Gasket		
C117	5041218	Snap ring	8	
C118	7102042	Seal—Hub	2	
	7102043	Inner bearing	2	Superseded by 9188044
C119	9188044	Inner bearing	2	
C120	7102044	Spacer—Bearing	2	
	7102045	Outer bearing	2	Superseded by 9198013
C121	9198013	Outer bearing	2	
		BRAKES—See Brakes and Controls section.		
	7102050	Bolt, $\frac{1}{16}$ " U.N.F.	8	
	9661202	Washer, $\frac{1}{16}$ " spring	8	Superseded by 5200487
	5200487	Washer, $\frac{1}{16}$ " spring	8	
C122	7102051	HUB	2	
C123	1214407	Bolt—Road wheels	8	
C124	7102444	Washer	2	
	9029216	Nut, $\frac{3}{4}$ " U.N.F.	2	
C125	1108015	Nut—Road wheels	8	
		Note. Remarks Mk. II also include Super.		

TRANSAXLE (TRANSMISSION) UNIT

Plate Ref.	Part Number	DESCRIPTION	No. per Veh.	REMARKS
TRANSAXLE (TRANSMISSION) UNIT—continued				
GEARBOX CONTROLS				
	7102298	CHANGE SPEED (Gearshift) LEVER	1	Superseded by 7102271
D126	7102271	CHANGE SPEED (Gearshift) LEVER	1	
D127	7102269	Ball cup	1	Change speed lever
D128	7102160	Pin—Ball cup to lever	1	
D129	7102270	Collar	1	
D130	7102162	Knob	1	
D131	7102163	Clip—Knob to change speed lever	1	Change speed lever
D132	7102165	Gear lever mounting cap	1	
	69205070	Rivet—Mounting cap to mounting plate	4	Change speed lever
D133	7102166	Closing disc	1	
D134	7102373	Spring	1	Change speed lever
D135	7102161	Grommet—Change speed lever	1	
D136	7102260	Mounting plate and retainer	1	Change speed lever
D137	7102263	Dust excluder	1	
	19505041	Screw, $\frac{1}{8}$ " U.N.F. \times $\frac{1}{2}$ " (Superseded by 5220683)	4	Up to the introduction of 7102780
	5220683	Screw, $\frac{1}{8}$ " U.N.F. \times $\frac{1}{2}$ " Mounting	4	
	9067022	Washer, $\frac{1}{8}$ " plain	4	
	9660202	Washer, $\frac{1}{8}$ " spring (Superseded by 5200485)	4	
	5200485	Washer, $\frac{1}{8}$ " spring	4	Change speed lever and choke control
D138	7102780	Grommet—Change speed lever and choke control	1	
D139	7102769	Mounting plate and retainer	1	Change speed lever and choke control
D140	7102775	Dust excluder	1	
	5220683	Screw, $\frac{1}{8}$ " U.N.F. \times $\frac{1}{2}$ "	3	From * Note
	9067022	Washer, $\frac{1}{8}$ " plain	3	
	5200485	Washer, $\frac{1}{8}$ " spring	3	
<p>*Note. From B.41,9,086306 De Luxe, B.42,9,003215 Standard, B.43,1,003898 Chamois, and all models on and after the aforementioned change points.</p> <p>CKD. Introduction points are as follows:</p> <p>De Luxe B.41,9,507129 Eire, B.41,9,507021 N.Z., B.41,9,506997 Portugal, B.41,9,506361 Costa Rica, B.41,9,507117 Uruguay.</p> <p>Standard B.42,9,509973 Australia, B.42,9,510021 Venezuela.</p>				
D141	7102363	GEAR CONTROL SHAFT	1	Superseded by 7102363
	7102364	Gear control shaft	1	
	7102172	Swing lever	1	
	7102173	Connecting collar	1	
D142	7102262	Bearing bracket	1	Up to introduction 7102766
D143	7102766	Bearing bracket	1	
D144	7102357	Support bracket and bearing—Rear	1	From the introduction of 7102780 Grommet Page F7
D145	7102312	Grommet bearing	2	
	19504041	Screw, $\frac{1}{4}$ " U.N.F. \times $\frac{1}{2}$ "	2	Superseded by 5220690
	5220690	Screw, $\frac{1}{4}$ " U.N.F. \times $\frac{1}{2}$ " Gear control shaft bearing	2	
	9660162	Washer, $\frac{1}{4}$ " spring	2	Superseded by 5220722
	5220722	Washer, $\frac{1}{4}$ " spring	2	
	19505041	Screw, $\frac{1}{8}$ " U.N.F. \times $\frac{1}{2}$ "	4	Superseded by 5220683
	5220683	Screw, $\frac{1}{8}$ " U.N.F. \times $\frac{1}{2}$ "	4	
	9067022	Washer, $\frac{1}{8}$ " plain	4	Mounting plate to body
	9660202	Washer, $\frac{1}{8}$ " spring	4	
	5200485	Washer, $\frac{1}{8}$ " spring	4	

TRANSAXLE (TRANSMISSION) UNIT

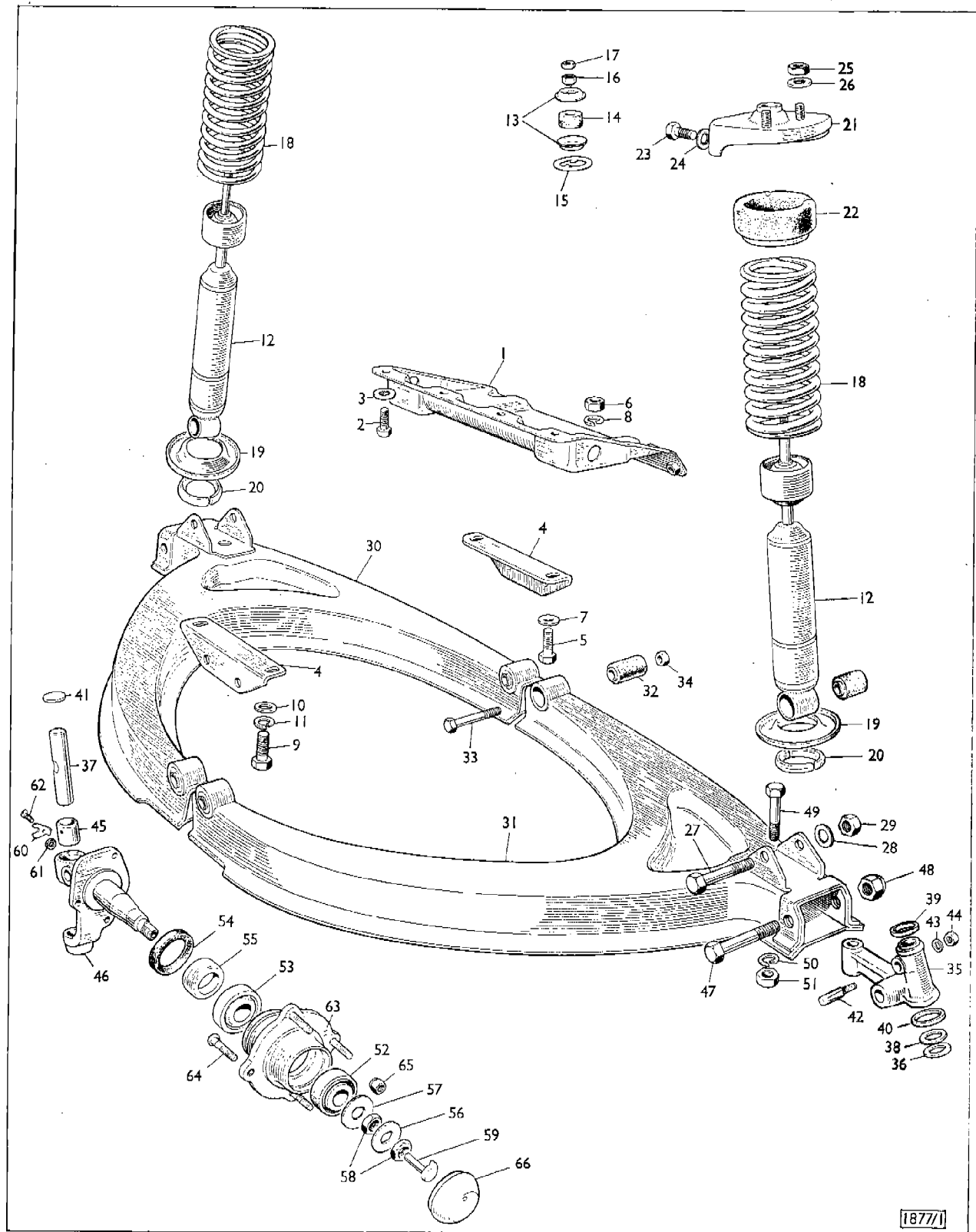
Plate Ref.	Part Number	DESCRIPTION	No. per Veh.	REMARKS
		TRANSAXLE (TRANSMISSION) UNIT—continued		
		GEARBOX CONTROLS—continued		
	1950501	Screw, $\frac{1}{16}$ " U.N.F. \times $\frac{3}{8}$ "	2	Superseded by 5220684
	5220684	Screw, $\frac{1}{16}$ " U.N.F. \times $\frac{3}{8}$ "	2	
	9067022	Washer, $\frac{1}{8}$ " plain	2	Superseded by 5200485
	9660202	Washer, $\frac{1}{8}$ " spring	2	
	5200485	Washer, $\frac{1}{8}$ " spring	2	Superseded by 7102468
	7102358	FLEXIBLE COUPLING	1	
D146	7102468	FLEXIBLE COUPLING	1	Superseded by 7102516
	9816216	Roll pin—Coupling to control shaft	1	
D147	7102174	Pinch bolt, $\frac{1}{4}$ " U.N.F.	1	Superseded by 7102516
	7102175	Tab washer	1	
D148	7102516	Tab washer	1	Superseded by 7102516
	7202531	Shield—Gearchange mechanism	1	
	19504031	Screw, $\frac{1}{4}$ " U.N.F. \times $\frac{3}{4}$ "	8	Superseded by 7102516
	9067014	Washer, $\frac{1}{4}$ " plain	8	
	9664162	Washer, $\frac{1}{4}$ " shakeproof	8	
		*Note. For Gearshift lever lock kit (Standard fitment Germany) see Special Accessories section.		
		ROAD WHEELS		
	7102130	ROAD WHEEL (4J \times 12")	5	Up to introduction 7102604
	7102604	ROAD WHEEL (4$\frac{1}{2}$" \times 12")	5	From * Note
		*Note. From B.41,9,083659, B.41,9,089376, B.42,9,003485 Basic, 1st Production Chamois Mk. I.		
	7102481	ROAD WHEEL (4J \times 12")	5	Van
	7102132	Nave plate	4	Not supplied
		Tyre		
		Valve—Grommet type		
	9228002	Balance weight— $\frac{1}{2}$ oz.	A/R	
	9228003	Balance weight—1 oz.	A/R	
	9228004	Balance weight— $1\frac{1}{2}$ oz.	A/R	
	9228005	Balance weight—2 oz.	A/R	
	7200388	Transfer } Tyre	1	Up to 7200894
	7200894	Transfer } pressures	1	
		*Note. From B.41,1,069357 De Luxe, B.42,1,002417 Standard, 1st Production Chamois Mk. I. CKD. Introduction points are as follows: De Luxe B.41,1,502424 Eire, B.41,1,505845 S.A., B.41,1,505893 Portugal, B.41,1,505917 Uruguay, B.41,1,505833 Costa Rica. Standard B.42,1,507896 Australia, B.42,1,508269 Venezuela.		From * Note
	7210166	Transfer—Tyre pressures—(Affixed to windscreen)	1	Van
	7102606	Rim finisher	1	Chamois Mk. I and Mk. II

Publication No. 6601249

SECTION G

SUSPENSION—FRONT

SUSPENSION—FRONT



SECTION G

SUSPENSION—FRONT

Plate Ref.	Part Number	DESCRIPTION	No. per Veh.	REMARKS
	7102058	SUSPENSION MEMBER	1	Superseded by 7102728
1	7102728	SUSPENSION MEMBER	1	
	19504041	Screw, $\frac{1}{8}$ " U.N.F. \times $\frac{1}{2}$ "	8	Superseded by 5220683
2	5220683	Screw, $\frac{1}{8}$ " U.N.F. \times $\frac{1}{2}$ "	8	
3	9664203	Washer, $\frac{1}{8}$ " shakeproof	8	Suspension member to body
	9067023	Washer, $\frac{1}{8}$ " plain	4	
4	7102059	SUSPENSION BRACKET	3	3 off L.H.D.
	19506061	Screw, $\frac{1}{2}$ " U.N.F. \times $\frac{1}{2}$ "	2	2 Front and 1 Rear
5	5220686	Screw, $\frac{3}{8}$ " U.N.F. \times $\frac{3}{4}$ "	2	Superseded by 5220686
	9510060	Nut, $\frac{1}{2}$ " U.N.F.	2	Suspension bracket to suspension member
6	5220703	Nut, $\frac{3}{8}$ " U.N.F.	2	
7	9067036	Washer, $\frac{1}{2}$ " plain	2	Superseded by 5220703
8	9661242	Washer, $\frac{1}{2}$ " spring	2	
	19506061	Screw, $\frac{1}{2}$ " U.N.F. \times $\frac{1}{2}$ "	4	Suspension bracket to body
	5220686	Screw, $\frac{3}{8}$ " U.N.F. \times $\frac{3}{4}$ "	4	
9	19506071	Screw, $\frac{3}{8}$ " U.N.F. \times $\frac{3}{4}$ "	4	Superseded by 5220686 Up to introduction 19506071 From * See Note
<p>*Note. From B.41,9,099482 De Luxe, B.42,9,003954 Basic, B.43,1,014566 Chamois, and all Models on and after the aforementioned Chassis change points. C.K.D. points are as follows: De Luxe: B.41,9,508545 Eire, B.41,9,508965 S.A., B.41,9,508593 New Zealand, B.41,9,508797 Portugal, B.41,9,508809 Uruguay, B.41,9,508773 Costa Rica. Basic: B.42,9,510525 Venezuela.</p>				
10	9067036	Washer, $\frac{3}{8}$ " plain	4	Suspension bracket to body
11	9661242	Washer, $\frac{3}{8}$ " spring	4	
	7102061	SHOCK ABSORBER	2	Up to introduction 7102885 From * Note
12	7102885	SHOCK ABSORBER	2	
<p>*Note. From B.41,9,087311 De Luxe, B.42,9,003280 Standard, B.43,1,005168 Chamois, and all Models on and after the aforementioned Chassis change points. Export: B.41,9,100874 De Luxe, B.43,1,016529 Chamois.</p>				
	7102518	SHOCK ABSORBER	2	Special Export up to the intro. of 7102887
	7102887	SHOCK ABSORBER	2	Special Export from * Note
	7103055	SHOCK ABSORBER	2	Van
13	5038876	Retaining washer	4	Upper stem fixings
14	5038875	Cushion—Rubber	4	
15	K.25676	Guide washer	2	
16	5220703	Nut, $\frac{1}{2}$ " U.N.F.	2	
17	9520060	Locknut, $\frac{3}{8}$ " U.N.F.	2	

Note. Remarks Mk. II also include Super.

SUSPENSION—FRONT

Plate Ref.	Part Number	DESCRIPTION	No. per Veh.	REMARKS
18	7102062	COIL SPRING	2	Up to introduction 7102493 From * Note
	7102493	COIL SPRING *Note. From B.41,1,014826 De Luxe, B.42,1,000124 Standard, and all Models on and after the aforementioned Chassis change points.	2	
19	7103053	COIL SPRING	2	Van
	7080003	Spring retainer (Lower)	2	
20	7080004	Retaining collet	2 prs.	
21	7102063	Spring retainer—Top	2	
22	7102064	Retaining cup and insulator—Spring	2	
23	19505051	Screw, $\frac{1}{8}$ " U.N.F. \times $\frac{3}{8}$ "	4	Superseded by 5220684
	5220684	Screw, $\frac{1}{8}$ " U.N.F. \times $\frac{3}{8}$ "	4	
24	9664203	Washer, $\frac{1}{8}$ " shakeproof } Spring and shock absorber	4	Superseded by 5220701
	9510050	Nut, $\frac{1}{8}$ " U.N.F. unit to body	4	
25	5220701	Nut, $\frac{1}{8}$ " U.N.F.	4	
26	9664203	Washer, $\frac{1}{8}$ " shakeproof	4	
27	7102065	Bolt, $\frac{1}{8}$ " U.N.F. \times $2\frac{1}{2}$ "	2	
28	9664282	Washer, $\frac{1}{8}$ " shakeproof } Spring and shock absorber unit	4	Superseded by 5220704
	9510070	Nut, $\frac{1}{8}$ " U.N.F. to suspension arm	2	
29	5220704	Nut, $\frac{1}{8}$ " U.N.F.	2	
30	7102066	SUSPENSION ARM—O/S (R.H.)	1	
31	7102067	SUSPENSION ARM—N/S (L.H.)	1	
32	7102068	Bush	4	2 per Arm
33	5220689	Bolt, $\frac{3}{8}$ " U.N.F. \times $2\frac{1}{2}$ "	4	} Alternatives
34	9034043	Nut, $\frac{3}{8}$ " U.N.F. Nyloc	4	
	9572064	Nut, $\frac{3}{8}$ " U.N.F.	4	
	7102280	STUB AXLE CARRIER—O/S (R.H.)	1	} Up to the introduction of 7050128/9 Mk. II and Van
	7102281	STUB AXLE CARRIER—N/S (L.H.)	1	
	7050128	STUB AXLE CARRIER—O/S (R.H.)	1	
35	7050129	STUB AXLE CARRIER—N/S (L.H.)	1	
	9217013	Grease nipple	1	
36	7102084	*Thrust washer	2	Up to introduction 7102823 Mk. II & Van Not supplied
	7102823	†Thrust washer (Supplied with 7050128/9)	2	
37		*†Swivel pin		
38	7102085	*†Thrust pad	2	
39	7102086	*†Sealing ring—Upper	2	
40	7102087	*†Sealing ring—Lower	2	
41	9808210	*†Sealing disc	4	
	P.101105	Cotter pin	2	Superseded by 1101105
42	1101105	*†Cotter pin	2	
43	9067014	*†Washer, $\frac{1}{4}$ " plain } Swivel pin retainer	2	
44	9510040	*†Nut, $\frac{1}{4}$ " U.N.F.	2	
	7102094	*Bush } Swivel pin	4	Up to introduction 7102825 Mk. II & Van
45	7102825	†Bush	4	
	7050032	SWIVEL PIN KIT (Includes items *)	2	Up to introduction 7050120 Mk. II & Van
	7050120	SWIVEL PIN KIT (Includes items †)	2	

SUSPENSION—FRONT

Plate Ref.	Part Number	DESCRIPTION	No. per Veh.	REMARKS
46	7050052	STUB AXLE—O/S (R.H.)	1	Up to the introduction of 7050021/2 Mk. II and Van
	7050053	STUB AXLE—N/S (L.H.)	1	
	7050121	STUB AXLE—O/S (R.H.)	1	
	7050122	STUB AXLE—N/S (L.H.)	1	
		Key } Complete with distance piece		See Steering and Controls Section
		Washer } Steering arm to stub axle		
		Nut } ...		
47	7102315	Bolt—Special ...	2	
48	9571083	Nut, 1/2" U.N.F. Hex. (Nyloc)	2	
49	19107163	Bolt, 1/8" U.N.F. x 2"	2	
50	9661282	Washer, 1/8" spring	2	
51	9510073	Nut, 1/8" U.N.F.	2	
52	9192000	Bearing—Outer	2	
53	9192133	Bearing—Inner	2	
54	9102093	Oil seal ...	2	
55	7102099	Distance piece ...	2	
56	7102100	Washer	2	
57	7102326	Lock washer	4	
58	7102325	Lock nut	2	
59	7102102	Drive arm—Speedometer	1	
60	7102103	Clamp plate ...	1	
61	7102104	Rubber washer ...	1	
	39303060	Screw, No. 10 U.N.F. x 3/8"	1	Superseded by 39306061
62	39306061	Screw, No. 10 U.N.F. x 3/8"	1	
63	7102106	HUB c/w Bolts	2	
64	1214407	Bolt—Road wheel	8	
	P.108015	Nut } Road wheel	8	Superseded by 1108015
65	1108015	Nut	8	
	P.115138	HUB CAP } O/S (R.H.)	1	Superseded by 1115138
	1115138	HUB CAP	1	
66	7102109	HUB CAP—N/S (L.H.)	1	
		BRAKES—See Brakes and Controls section.		
		ROAD WHEELS—See Transaxle (Transmission) section.		
	9003045	Bolt, 1/8" U.N.F. x 3/4"	6	Superseded by 5220701
	9510050	Nut, 1/8" U.N.F.	6	
	5220701	Nut, 1/8" U.N.F.	6	Superseded by 5200487
	9661202	Washer, 1/8" spring	6	
	5200487	Washer, 1/8" spring	6	

Note. Remarks Mk. II also include Super.

SUSPENSION—FRONT

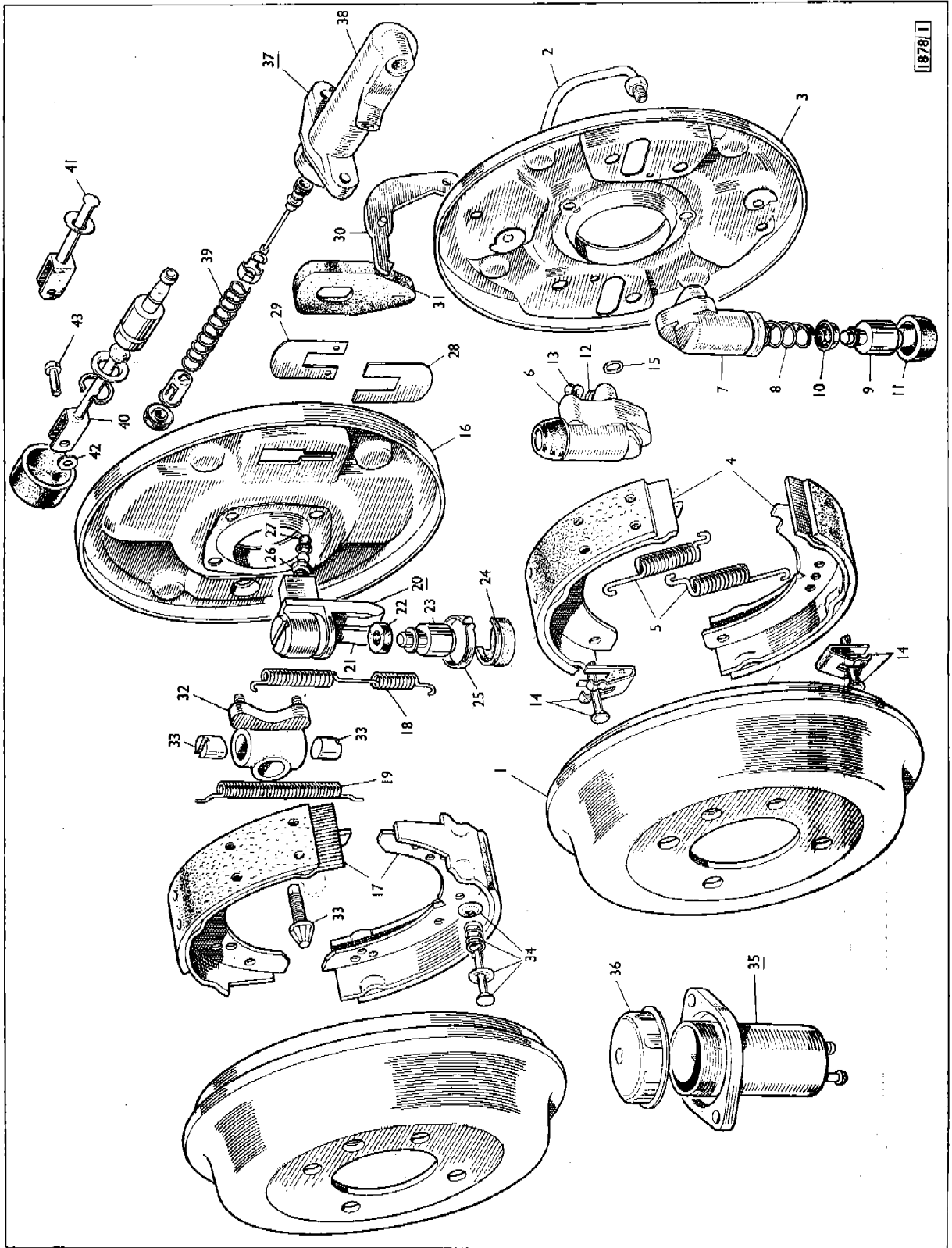
Plate Ref.	Part Number	DESCRIPTION	No. per Veh.	REMARKS

Publication No. 6601249

SECTION H

BRAKES AND CONTROLS

BRAKES AND CONTROLS



1878 1

PLATE A—SECTION H

BRAKES AND CONTROLS

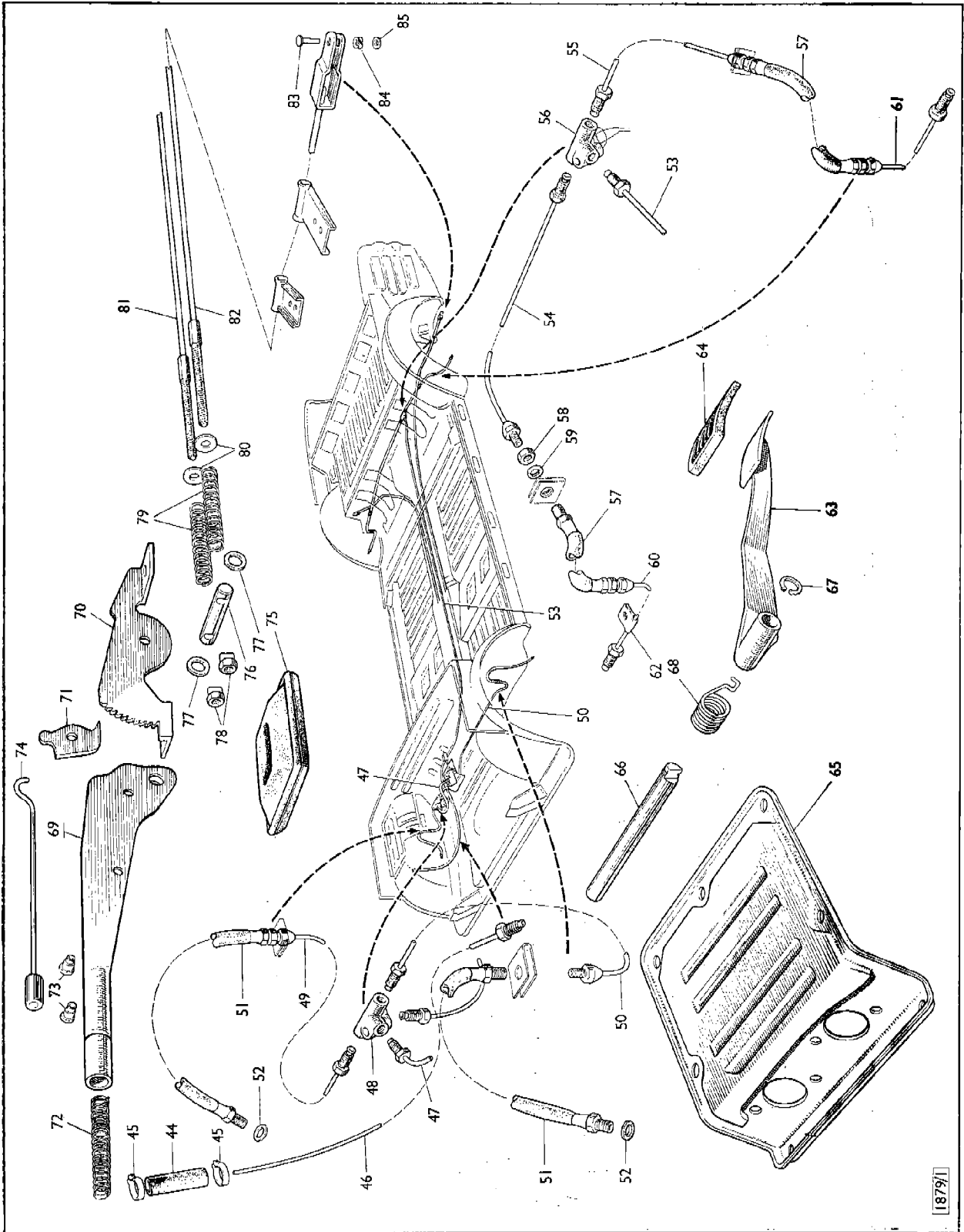


PLATE B—SECTION H

BRAKES AND CONTROLS

Plate Ref.	Part Number	DESCRIPTION	No. per Veh.	REMARKS
A1	7102055	BRAKE DRUM—Front and Rear	4	Superseded by 39114081
	39104080	Screw, 1/2" U.N.F. x 1/2" Csk. } Brake Drum	4	
	39114081	Screw, 1/2" U.N.F. x 1/2" Csk. } Hub/Flange	4	
		BRAKE UNIT—Front (Not supplied)		
A2	7080122	Bridge pipe	2	Up to 7080145 From * See Note
A3	7102114	Back plate—O/S (R.H.)	1	
	7102115	Back plate—N/S (L.H.)	1	
	7080012	Brake shoe c/w Lining (pair)	2 prs.	
	7054101	Lining (Set of 4) (Export)	1	
A4	7080165	Brake shoe c/w Lining (pair)	2 prs.	
	7054102	Lining (Set of 4) (Export)	1	
	5037550	Rivets	48	
		*Note. From B.41,1,025797 De Luxe R.H.D., B.42,1,000228 Standard R.H.D.; B.41,1,013651 De Luxe L.H.D.; B.42,1,000234 Standard L.H.D.; and all Models on and after the above mentioned Chassis change points. For CKD. introduction points see Rear brake shoes.		
		Note. Replacement Brake Shoes are available in part exchange for the original.		
A5	7080014	Pull-off spring	4	Mk. I & Mk. II Van Comprises 4 pins, 4 springs
A6	7080018	WHEEL CYLINDER, O/S (R.H.)	2	
	7080019	WHEEL CYLINDER, N/S (L.H.)	2	
A7		Body (Not supplied)		
A8	7080022	Spring	4	
A9		Piston (Not supplied)		
A10		†Gland seal (Not supplied, part of 7080020)		
A11	7080191	†Dust cover	4	
A12	K.28714	Bleeder screw	4	
A13	K.21836	†Dust cap—Bleeder screw	4	
	7080281	WHEEL CYLINDER, O/S (R.H.)	2	
	7080280	WHEEL CYLINDER, N/S (L.H.)	2	
	7080286	Body—Wheel cylinder (Not supplied)		
		Spring	4	
		Piston (Not supplied)		
	5040228	*Gland seal	4	
	7080282	*Dust cover	4	
	K.28714	Bleed screw } Wheel cylinder	2	
	K.21836	*Dust cap }	2	
	7080020	WHEEL CYLINDER REPAIR KIT ... Comprises items †	A/R	
	7080283	WHEEL CYLINDER REPAIR KIT ... Comprises items *	A/R	
		The above Repair Kits service four Front Brake Wheel cylinders.		
		Note. Replacement Wheel Cylinders are available in part exchange for the original.		
A14	7080011	Shoe hold down kit (Front)	A/R	
A15	7080026	Sealing ring—Wheel cylinder to back plate	4	
	7080066	Setscrew } Wheel cylinder to	8	
	9664162	Washer } back plate	8	
		Bolts—Brake to hub—See Front Suspension section.		

Note. Remarks Mk. II also include Super.

BRAKES AND CONTROLS

Plate Ref.	Part Number	DESCRIPTION	No. per Veh.	REMARKS
A16	7102048	BRAKE UNIT—Rear (Not supplied)		
	7102049	Back plate, O/S (R.H.)	1	
	7080013	Back plate, N/S (L.H.)	1	
	7054101	Brake shoe c/w Lining (pair)	2 prs.	} Up to the introduction of 7080166
A17	7080166	Lining (Set of 4) (Export)	1	
	7054102	Brake shoe c/w Lining (pair)	2 prs.	} From * See Note
	5037550	Lining (Set of 4) (Export)	1	
		Rivet	48	
		*Note. From B.41,1,025797 De Luxe R.H.D.; B.42,1,000228 Standard R.H.D.; B.41,1,013651 De Luxe L.H.D.; B.42,1,000234 Standard L.H.D.; and all Models on and after the aforementioned Chassis change points.		
		Note. Please note the following CKD. introduction points for the above modification:—		
		De Luxe	Standard	
		Eire B.41,1,501993	Australia B.42,1,500253	
		S. Africa B.41,1,501945	Venezuela B.42,1,502497	
		N. Zealand B.41,1,502089		
		Philippines B.41,1,504021		
		Portugal B.41,1,504597		
		Uruguay B.41,1,504861		
		Note. Replacement Brake Shoes are available in part exchange for the original.		
A18	7080015	Pull-off spring—Cylinder end	2	
A19	7080016	Pull-off spring—Adjuster end	2	
A20	7080017	WHEEL CYLINDER	2	
A21		Body (Not supplied)		
A22	5041276	*Seal	2	
A23		Piston (Not supplied)		
A24	7080192	*Dust cover	2	
A25	7080193	*Retainer—Dust cover	2	
A26	K.28714	Bleeder screw	2	
A27	K.21836	*Dust cap—Bleeder screw	2	
	7080021	WHEEL CYLINDER REPAIR KIT (Comprises 2 off * items)	1	} Comprises items *
A28	7080027	Spring plate } Wheel cylinder	2	
A29	7080028	Retaining plate } to back plate	2	
A30	7080024	Handbrake lever	2	
A31	7080025	Dust cover	2	
A32	5037538	ADJUSTER UNIT	2	
A33	5041092	Repair kit—Adjuster unit	1	
A34	7080244	Shoe hold down kit (Rear)	A/R	
	9664162	Washer } Wheel cylinder and adjuster	4	
	9510043	Nut } to back plate	4	
		Bolts—Brake to Hub—See Transaxle (Transmission) section.		
A35	1800532	FLUID RESERVOIR	1	
A36	5041019	Filler cap	1	
	39103103	Bolt, No. 10 U.N.F. × ½"—Reservoir to body	2	

Note. Remarks Mk. II also include Super.

BRAKES AND CONTROLS

Plate Ref.	Part Number	DESCRIPTION	No. per Veh.	REMARKS																												
	7102177	MASTER CYLINDER (Not supplied)	1	Up to the introduction of 7102178 From *See Note Superseded by 7080202 Up to introduction 7102178 From *See Note																												
	5038500	Cylinder (Not supplied)	1																													
A37	7102178	MASTER CYLINDER (Not supplied)	1																													
A38		Cylinder (Not supplied)	1																													
A39	5030688	Spring	1																													
	7080031	MASTER CYLINDER REPAIR KIT	1																													
	7080202	MASTER CYLINDER REPAIR KIT	1	Superseded by 7080202 Up to introduction 7102178 From *See Note																												
	7080032	MASTER CYLINDER REPAIR KIT	1																													
<p>*Note. From B.41,1,025797 De Luxe R.H.D.; B.42,1,000228 Standard R.H.D.; B.41,1,013651 De Luxe L.H.D.; B.42,1,00234 Standard L.H.D.; and all Models on and after the aforementioned change points.</p> <p>Please note the following CKD. introduction points for the above.</p> <table border="0"> <tr> <td>De Luxe</td> <td></td> <td>Standard</td> <td></td> </tr> <tr> <td>Eire</td> <td>B.41,1,501993</td> <td>Australia</td> <td>B.42,1,500253</td> </tr> <tr> <td>S. Africa</td> <td>B.41,1,501945</td> <td>Venezuela</td> <td>B.42,1,502497</td> </tr> <tr> <td>N. Zealand</td> <td>B.41,1,502089</td> <td></td> <td></td> </tr> <tr> <td>Philippines</td> <td>B.41,1,504021</td> <td></td> <td></td> </tr> <tr> <td>Portugal</td> <td>B.41,1,504597</td> <td></td> <td></td> </tr> <tr> <td>Uruguay</td> <td>B.41,1,504861</td> <td></td> <td></td> </tr> </table> <p>Note. A Replacement Master Cylinder is available in part exchange for the original.</p>					De Luxe		Standard		Eire	B.41,1,501993	Australia	B.42,1,500253	S. Africa	B.41,1,501945	Venezuela	B.42,1,502497	N. Zealand	B.41,1,502089			Philippines	B.41,1,504021			Portugal	B.41,1,504597			Uruguay	B.41,1,504861		
De Luxe		Standard																														
Eire	B.41,1,501993	Australia	B.42,1,500253																													
S. Africa	B.41,1,501945	Venezuela	B.42,1,502497																													
N. Zealand	B.41,1,502089																															
Philippines	B.41,1,504021																															
Portugal	B.41,1,504597																															
Uruguay	B.41,1,504861																															
A40	7080033	Push rod } Master cylinder	1	Check instructions when ordering																												
A41	7080169	Push rod }	1																													
A42	9067023	Washer, $\frac{1}{8}$ " plain }	1	Superseded by 5220714 Superseded by 5220692 Superseded by 5200485																												
	9144019	Clevis pin } Brake pedal to master cylinder	1																													
A43	5220714	Clevis pin }	1																													
	9505071	Screw, $\frac{1}{8}$ " U.N.F. \times $\frac{7}{8}$ " }	2																													
	5220692	Screw, $\frac{1}{8}$ " U.N.F. \times $\frac{7}{8}$ " } Master cylinder to	2																													
	9660202	Washer, $\frac{1}{8}$ " spring } brake pedal unit	2																													
	5200485	Washer, $\frac{1}{8}$ " spring }	2																													
B44	9166011	HOSE—Reservoir to Pipe	1	Superseded by 9784083 Up to introduction 9784093 From *Note																												
	1800452	Clip }	2																													
	9784083	Clip } Hose	2																													
B45	9784093	Clip }	2																													
<p>*Note. From B.41,1,019220 De Luxe; B.42,1,000180 Standard; and all Models on and after the aforementioned Chassis change points.</p>																																
<p>Note. Remarks Mk. II also include Super.</p>																																

BRAKES AND CONTROLS

Plate Ref.	Part Number	DESCRIPTION	No. per Veh.	REMARKS
B46	9163314	BRAKE PIPE (Line)—R.H.D. } Reservoir to ...	1	22" long
	7080123	BRAKE PIPE (Line)—L.H.D. } master cylinder ...	1	40" long
B47	9163307	BRAKE PIPE (Line)—R.H.D. } Master cylinder ...	1	9" long
	9163317	BRAKE PIPE (Line)—L.H.D. } to front 4-way ...	1	24" long
B48	9155022	Four-way connector—Front ...	1	
	19104091	Bolt, 1/4" U.N.F. x 1 1/8" ...	1	Superseded by 5220693
	5220693	Bolt, 1/4" U.N.F. x 1 1/8" } 4-way connector ...	1	
	9661162	Washer, 1/4" spring } to body ...	1	Superseded by 5220723
	5220723	Washer, 1/4" spring ...	1	
B49	9163308	BRAKE PIPE (Line)—O/S (R.H.) } 4-way to ...	1	11 1/2" long
B50	9163309	BRAKE PIPE (Line)—N/S (L.H.) } front hose ...	1	30 1/2" long
	9168613	HOSE } Pipe to front brake unit ...	2	Mk. I
B51	9168612	HOSE ...	2	Vans & Mk. II
B52	9077017	Gasket—Hose to back plate ...	2	
	9520060	Nut, 3/8" U.N.F. ...	2	
	9664242	Washer, 3/8" shakeproof } Hose to clip ...	2	
	7080082	BRAKE PIPE (Line)—Front 4-way to rear 4-way (91 1/2" long)	1	Up to the introduction of 9163366/7/8
	9163289	BRAKE PIPE (Line)—O/S (R.H.) } 4-way to (25" long)	1	
	9163288	BRAKE PIPE (Line)—N/S (L.H.) } rear hose (11 1/2" long)	1	
B53	9163367	BRAKE PIPE (Line)—Front 4-way to rear 4-way (96" long)	1	From * Note
B54	9163368	BRAKE PIPE (Line)—O/S (R.H.) } 4-way to (29 1/2" long)	1	
B55	9163366	BRAKE PIPE (Line)—N/S (L.H.) } rear hose (14 1/2" long)	1	
		*Note. From B.41,9,100730, B.42,9,003950, B.43,1,016206, and all Models on and after the aforementioned Chassis change points.		
B56	9155022	Four-way connector—Rear ...	1	
	9661162	Washer, 1/4" spring ...	1	Superseded by 5220723
	5220723	Washer, 1/4" spring ...	1	
	19104091	Bolt, 1/4" U.N.F. x 1 1/8" ...	1	Superseded by 5220693
	5220693	Bolt, 1/4" U.N.F. x 1 1/8" ...	1	Up to the intro. of 9510043
	9510043	Nut, 1/4" U.N.F.—4-way connector to body ...	1	From * Note
		*Note. From B.41,1,019220 De Luxe; B.42,1,000180 Standard; and all Models on and after the aforementioned Chassis change points.		
	9168600	HOSE } Pipe to ...	2	Mk. I
B57	9168601	HOSE } brake unit pipe (Rear) ...	2	Vans & Mk. II
B58	9520060	Nut, 3/8" U.N.F. ...	4	
B59	9664242	Washer, 3/8" shakeproof } Hose to clip ...	4	
B60	9163312	BRAKE PIPE (Line)—O/S (R.H.) } Hose to ...	1	18" long
B61	9163313	BRAKE PIPE (Line)—N/S (L.H.) } rear brake unit ...	1	18" long
B62	9179402	Clip—Pipe to rear brake ...	2	
	49084006	Screw, 4 B. A. x 3/8"—Clip to rear suspension arms ...	2	
	9118515	Grommet—Brake pipe to body ...	1	
		Stop light switch—See Electrical section.		
	9077017	Gasket—Stop light switch ...	1	
		Note. All Brake Pipes are complete with Unions.		

Note. Remarks Mk. II also include Super.

BRAKES AND CONTROLS

Plate Ref.	Part Number	DESCRIPTION	No. per Veh.	REMARKS
B63	7102342	BRAKE PEDAL	1	
B64	7102253	Rubber pad—Pedal	1	
B65	7102241	Pedal bracket	1	
B66	7101250	Pedal shaft	1	
B67	5220719	Circlip—Pedal shaft to bracket	1	
	19505041	Screw, $\frac{1}{8}$ " U.N.F. $\times \frac{1}{2}$ "	7	Superseded by 5220683
	5220683	Screw, $\frac{1}{8}$ " U.N.F. $\times \frac{1}{2}$ " } Brake and clutch pedal	7	
	9660202	Washer, $\frac{1}{8}$ " spring	7	Superseded by 5200485
	5200485	Washer, $\frac{1}{8}$ " spring } unit to body	7	
B68	7102251	Return spring—Pedal	1	
B69	7102144	HANDBRAKE LEVER	1	
B70	7102146	Ratchet	1	
B71	7102147	Pawl	1	
B72	7102148	Compression spring	1	
B73	7102149	Rivet	2	
B74	7102150	Push rod	1	
	9660202	Washer, $\frac{1}{8}$ " spring	2	Superseded by 5200485
	5200485	Washer, $\frac{1}{8}$ " spring } Handbrake lever	2	
	9510050	Nut, $\frac{1}{8}$ " U.N.F. ... to body	2	Superseded by 5220701
	5220701	Nut, $\frac{1}{8}$ " U.N.F. }	2	
B75	7102152	Grommet—Handbrake lever to body	1	
B76	7102153	Fulcrum pin—Lever to cable	1	
B77	9067275	Washer, $\frac{1}{4}$ " plain—Fulcrum pin to lever	2	
B78	7102154	Adjusting nut } Cables to	2	
B79	7102155	Spring } fulcrum pin	2	
B80	9067216	Washer, $\frac{1}{4}$ " plain—Cable to spring	2	
B81	7102134	HANDBRAKE CABLE, O/S (R.H.)	1	
B82	7102135	HANDBRAKE CABLE, N/S (L.H.)	1	
	7102134	HANDBRAKE CABLE, O/S (R.H.)	1	Van up to B.452,0066
	7102135	HANDBRAKE CABLE, N/S (L.H.)	1	
	7103202	HANDBRAKE CABLE, O/S (R.H.)	1	Van from B.452,0066
	7103201	HANDBRAKE CABLE, N/S (L.H.)	1	
	7103090	Cable abutment	1	
B83	9144012	Clevis pin, $\frac{1}{4}$ " $\times \frac{1}{4}$ "	2	Up to the introduction of 9144008 from *Note
B84	9086002	Washer, $\frac{1}{4}$ " Double coil } Cables to	2	
B85	9067015	Washer, $\frac{1}{4}$ " plain } brake unit	2	
	9144008	Clevis pin, $\frac{1}{4}$ " $\times \frac{1}{4}$ " }	2	
		*Note. From B.41,9,097610 De Luxe, B.42,9,003925 Standard, B.43,1,011522 Chamois, and all Models on and after the aforementioned change points.		
	9830405	Split pin, $\frac{1}{8}$ " $\times \frac{1}{8}$ "—Cables to brake unit	2	
	49084006	Screw, 4 B.A. $\times \frac{1}{8}$ "—Cable guides to rear suspension arms	8	

Note. Remarks Mk. II also include Super.

BRAKES AND CONTROLS

Plate Ref.	Part Number	DESCRIPTION	No. per Veh.	REMARKS

Publication No. 6601249

SECTION J

STEERING AND CONTROLS

STEERING AND CONTROLS

Plate Ref.	Part Number	DESCRIPTION	No. per Veh.	REMARKS
		Note. A replacement Rack and Pinion Unit is available in part exchange for the original.		
	7102120	RACK AND PINION UNIT—R.H.D.	1	} Up to the introduction of 7102968/9 From * Note up to 7102736/7
	7102121	RACK AND PINION UNIT—L.H.D.	1	
	7102968	RACK AND PINION UNIT—R.H.D. (Superseded by 7102736)	1	
	7102969	RACK AND PINION UNIT—L.H.D. (Superseded by 7102737)	1	
		*Note. From B.41,9,092874 De Luxe R.H.D., B.41,9,094537 De Luxe L.H.D., B.42,9,003751 Standard R.H.D., B.42,9,003771 Standard L.H.D., B.43,1,009778 Chamois R.H.D., B.43,1,010093 Chamois L.H.D., up to the introduction of 7102736/7. CKD. points are as follows: De Luxe: B.41,9,507885 Eire, B.41,9,507849 N. Zealand, B.41,9,507921 Costa Rica.		
1	7102736	RACK AND PINION UNIT—R.H.D.	1	} From † Note
	7102737	RACK AND PINION UNIT—L.H.D.	1	
		†Note. From B.41,9,096812 De Luxe R.H.D., B.41,9,099266 De Luxe L.H.D., B.42,9,003920 Standard R.H.D., B.43,1,011064 Chamois R.H.D., B.43,1,014004 Chamois L.H.D., and all models on and after the aforementioned Chassis change points. CKD. points are as follows: De Luxe: B.41,9,508341 Eire, B.41,9,508257 N. Zealand, B.41,9,508353 South Africa, B.41,9,508809 Uruguay, B.41,9,508461 Costa Rica. Standard: B.42,9,510381 Australia, B.42,9,510417 Venezuela, B.42,9,510453 New Zealand.		
2	7080170	Sealing cup—Rack unit	1	
	7080006	Dust cover—Convolute	1	
3	7080007	Dust cover—Rack ends	2	
4	9784261	Clip—End dust cover	2	
5	9784311	Clip—Convolute dust cover	2	
		STEERING COLUMN		Not supplied
6	7080068	Outer tube c/w top bush	1	
	7080069	Inner column	1	Superseded by 7050099
7	7050099	Inner column kit	1	From B.41,1,056243 De Luxe, B.42,1,001631 Std.
8	7102184	Striker—Indicator cancelling switch	1	
9	7102729	Bolt, 1/2" U.N.F.	1	
10	9664203	Washer, 5/8" shakeproof	1	} Steering column to rack unit
11	9034042	Nut, 1/2" U.N.F.	1	
	7080070	Top bush	1	Superseded by 7102623
12	7102623	Top bush	1	
	7102419	Peg	1	} From * Note
	7102427	Bush driver } Indicator cancelling switch	1	
		*Note. B.41,1,001444 De Luxe, B.42,1,000101 Standard, and all Models on and after the aforementioned change points.		
	19104071	Bolt, 1/4" U.N.F. x 1"	1	For replacement use 7102717
	7102717	Bolt, 1/4" U.N.F. x 1"	1	} Up to B.41,1,056242 De Luxe, B.42,1,001630 Standard
	7102483	Tab washer	1	
	5220723	Washer, 1/4" spring	1	
		Steering column to rack unit (Superseded by 5220723)		
		Note. Remarks Mk. II also include Super.		

STEERING AND CONTROLS

Plate Ref.	Part Number	DESCRIPTION	No. per Veh.	REMARKS
13	7102538	Gasket	1	
	19504041	Screw, 1/4" U.N.F. x 1/2"	2	Superseded by 5220690
	5220690	Screw, 1/4" U.N.F. x 1/2"	2	
	9067015	Washer, 1/4" plain	2	Superseded by 9068010
	9068010	Washer, 1/4" plain	2	
	9661162	Washer, 1/4" spring	2	Superseded by 5220723
	5220723	Washer, 1/4" spring	2	
	7102353	HANDWHEEL (Superseded by 7103009, See Data 2C/95)	1	
14	7103009	HANDWHEEL	1	From * Note
		*Note. From B.41,9,095896 De Luxe, B.42,9,003908 Standard, B.43,1,010562 Chamois, and all Models on and after the aforementioned Chassis change points.		
	7102346	Cap and motif } Hillman	1	Up to introduction 7103040
15	7103040	Cap and motif }	1	From * Note
		*Note. From B.41,9,095896 De Luxe, B.42,9,003908 Standard, Super and Mk. II De Luxe.		
	7102428	Cap and motif } Singer	1	Up to introduction 7103041
16	7103041	Cap and motif }	1	From B.43,1,010562 and Mk. II
17	7103042	Cap and motif—Commer } Handwheel	1	Van
	7102594	Cap and motif } Sunbeam	1	Up to introduction 7103043
18	7103043	Cap and motif }	1	From * Note
		*Note. From B.41,9,095896 De Luxe, B.42,9,003908 Standard, Super and Mk. II De Luxe.		
19	7102319	Clip—Cap and motif to handwheel	2	
20	7102183	Nut—Handwheel to steering column	1	
	7200160	Support bracket } Steering column	1	Check illustrations when ordering
21	7210124	Support bracket }	1	
22	7200130	'U' bolt	1	
23	7200008	Fixing plate } Support bracket	1	
24	7200021	Packing piece	1	
	9510040	Nut, 1/4" U.N.F.	2	
	9067018	Washer, 1/4" plain	2	
	9664162	Washer, 1/4" shakeproof } support bracket	2	
	19804061	Setscrew, 1/4" U.N.F.	3	
	9067018	Washer, 1/4" plain } Support bracket	3	
	9660162	Washer, 1/4" spring } to body	3	Superseded by 5220722
	5220722	Washer, 1/4" spring }	3	
25	7102110	Locking plate	1	
26	7102118	Bolt—Tie rods	2	
27	7102119	Tie plate	1	
	7102124	Adjustable tie rod—Inner	1	Superseded by 7080171
28	7080171	Adjustable tie rod—Inner	1	
29	7102125	Adjustable tie rod—Outer	1	
30	7102126	Adjusting sleeve	1	
31	7102123	Bonded rubber bush	1	
	9520080	Nut, 1/2" U.N.F.	1	Superseded by 5220706
32	5220706	Nut, 1/2" U.N.F. } Tie rod adjuster	1	
33	9029176	Nut, 1/2" U.N.F. }	1	
34	7080010	Dust cap (Conical)—Outer ball joint	1	
	7080240	Adjustable tie rod—Inner	1	Heavy Duty—Export
	7102700	Adjustable tie rod—Outer	1	
	7102701	Adjusting sleeve	1	
	7102123	Bonded rubber bush	1	
	9029184	Nut, 5/8" U.N.F. } Tie rod adjuster	1	
	9029185	Nut, 5/8" U.N.F. }	1	
	9552063	Nut, 3/8" U.N.F.—Tie rod to steering arm	1	Superseded by 5220708

Note. Remarks Mk. II also include Super.

STEERING AND CONTROLS

Plate Ref.	Part Number	DESCRIPTION	No. per Veh.	REMARKS
35	5220708	Nut, 3/8" U.N.F. Nyloc—Tie rod to steering arm ...	1	
36	7102127	Fixed tie rod ...	1	Up to introduction 7080298
	7080298	Fixed tie rod assembly ...	1	From † Note
	7102702	Fixed tie rod ... (Heavy Duty—Export)	1	Up to introduction 7080299
	7080299	Fixed tie rod assembly ...	1	From † Note
	7102123	Bonded rubber bush ...	1	
	7080010	Dust cap (Conical) } Outer ball joint ...	1	Up to introduction 7080300
	7080300	Dust cap (Conical) }	1	From † Note
	9552063	Nut, 3/8" U.N.F. } Tie rod to steering ...	1	Superseded by 5220708
	5220708	Nut, 3/8" U.N.F. }	1	
		†Note. From B.41,2,002485 De Luxe, Mk. II, R.H.D.; B.44,2,003642 Super R.H.D.; B.46,2,000833, Van, R.H.D.; B.73,2,001276, Mk. II Chamois, R.H.D.; B.41,2,002347, Mk. II De Luxe, L.H.D.; B.44,2,002848 Super L.H.D.; B.73,2,000990, Mk. II Chamois, L.H.D.		
	7102282	STEERING ARM } O/S ... (See Data 2C/102)	1	Superseded by 7102954
37	7102954	STEERING ARM } (R.H.) ...	1	
	7102283	STEERING ARM } N/S ...	1	Up to introduction 7102955
38	7102955	STEERING ARM } (L.H.) ...	1	Mk. II & Van
39	5200253	Key ...	2	
	9067037	Washer, 3/8" plain } Steering arm to stub axle ...	2	Mk. I
	9067508	Washer, 1/8" plain }	2	Mk. II & Van
	5220707	Nut, 3/8" U.N.F. ...	2	Mk. I
	9571073	Nut, 1/8" U.N.F. ...	2	Mk. II & Van
40	7102129	'U' bolt—Rack and pinion to suspension member ...	2	
41	7010043	Clamp—Rack and pinion ...	4	
42	7102323	Stiffener—Clamp ...	2	
	9661202	Washer, 1/8" shakeproof } Rack and pinion unit ...	4	Superseded by 5200487
	5200487	Washer, 1/8" shakeproof }	4	
	9510050	Nut, 1/8" U.N.F. } to suspension member ...	4	Superseded by 5220701
	5220701	Nut, 1/8" U.N.F. ...	4	
	9510030	Nut, No. 10 U.N.F. ...	2	Superseded by 5220700
	5220700	Nut, No. 10 U.N.F. ...	2	
	9067008	Washer, No. 10 plain } Binnacle support stay ...	4	
	9661122	Washer, No. 10 spring } to steering column ...	2	
	19503031	Screw, No. 10 U.N.F. x 3/8" } support bracket ...	2	
	7080145	STEERING UNIT REPAIR KIT ...	A/R	Up to introduction 7080258
	7080258	STEERING UNIT REPAIR KIT ...	A/R	From * Note below
	7080148	HOUSING c/w BUSHES } R.H.D. ...	A/R	Up to introduction 7080259
	7080259	HOUSING c/w BUSHES }	A/R	From * Note below
	7080149	HOUSING c/w BUSHES } L.H.D. ...	A/R	Up to introduction 7080260
	7080260	HOUSING c/w BUSHES }	A/R	From * Note below
		*Note. From B.41,9,092874 De Luxe R.H.D., B.42,9,003751 Standard R.H.D., B.43,1,009778 Chamois R.H.D., B.41,9,094537 De Luxe L.H.D., B.42,9,003771 Standard L.H.D., B.43,1,010093 Chamois, and all Models on and after the aforementioned Chassis change points. CKD points are as follows: B.41,9,507885 Eire R.H.D. De Luxe, B.41,9,507849 N. Zealand De Luxe R.H.D., B.41,9,507921 Costa Rica De Luxe L.H.D.		
		Note. Remarks Mk. II also include Super.		

STEERING AND CONTROLS

Plate Ref.	Part Number	DESCRIPTION	No. per Veh.	REMARKS
	7080146	RACK AND PINION } R.H.D.	A/R	Up to the intro. of 7080261 From † Note
	7080261	RACK AND PINION } †Note. From B.41,9,096812 De Luxe R.H.D., B.42,9,003920 Standard R.H.D., B.43,1,011004 Chamois R.H.D., and all Models on and after the aforementioned Chassis change points.	A/R	
	7080147	RACK AND PINION } L.H.D.	A/R	Up to the intro. of 7080262 From ‡ Note
	7080262	RACK AND PINION } ‡Note. From B.41,9,099266 De Luxe L.H.D., B.43,1,014004 Chamois L.H.D., and all Models on and after the afore- mentioned Chassis change points.	A/R	
	7080168	STEERING UNIT SHIM KIT	A/R	
<p>Note. Remarks Mk. II also include Super.</p>				

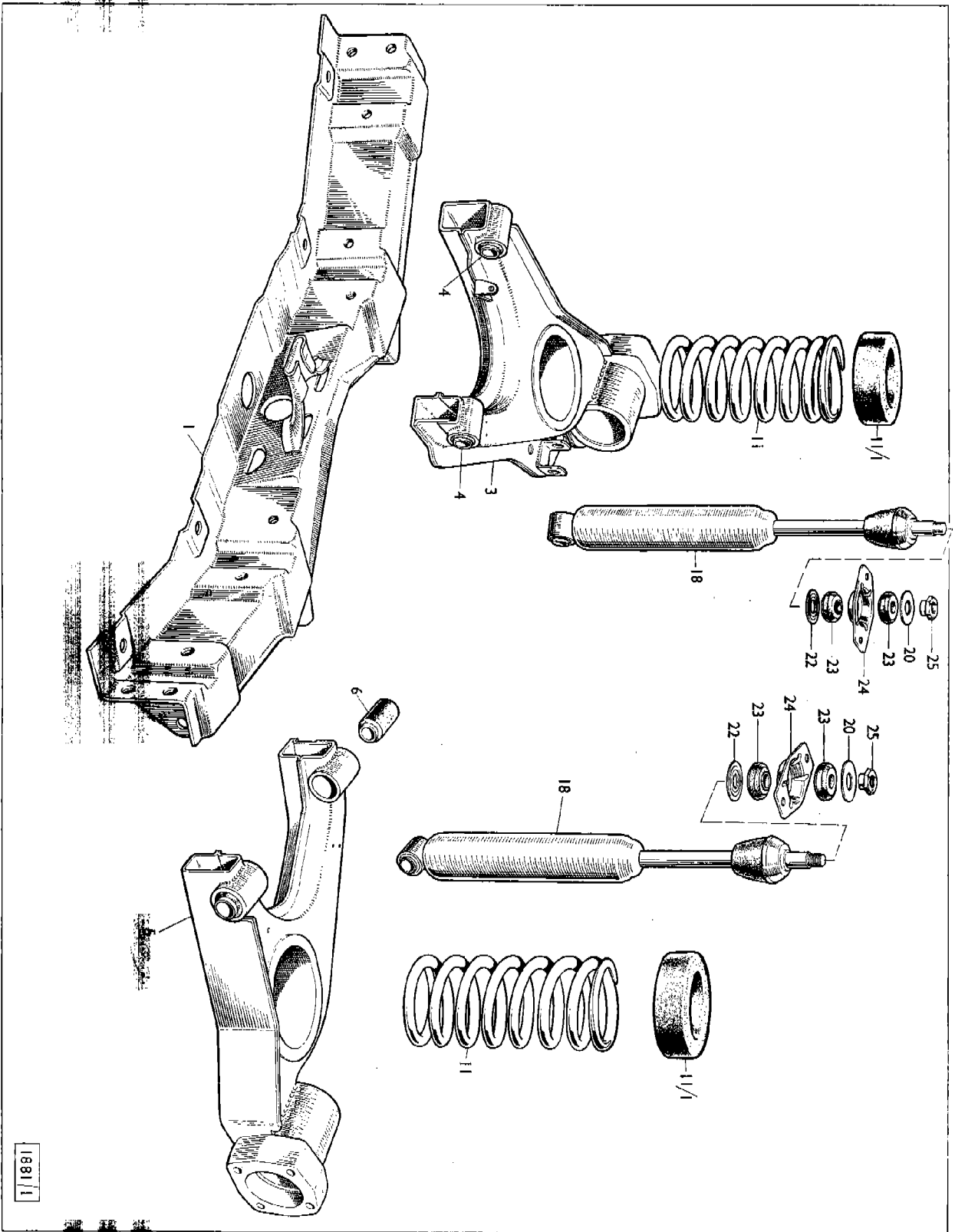
Publication No. 6601249

SECTION K

SUSPENSION—REAR

SUSPENSION - REAR

PLATE A - SECTION K



1881/1

SUSPENSION—REAR

Plate Ref.	Part Number	DESCRIPTION	No. per Veh.	REMARKS
A1	7102001	REAR CROSSMEMBER	1	
B2	7103013	REAR CROSSMEMBER	1	Van
	19506091	Bolt, $\frac{3}{8}$ " U.N.F. \times $1\frac{1}{4}$ "	14	Superseded by 5220687
	5220687	Bolt, $\frac{3}{8}$ " U.N.F. \times $1\frac{1}{4}$ "	14	Up to introduction 19506101
	19506101	Bolt, $\frac{3}{8}$ " U.N.F. \times $1\frac{1}{4}$ "	14	From *Note
	9067039	Washer, $\frac{3}{8}$ " plain	14	
	9660242	Washer, $\frac{3}{8}$ " spring	14	Superseded by 5200486
	5200486	Washer, $\frac{3}{8}$ " spring	14	
		*Note. From B.42,1,000272 Standard, B.41,1,029260 De Luxe, and all Models on and after the abovementioned Chassis change points.		
		CKD. points for the above are as follows:		
		B.41,1,505041 De Luxe South Africa, B.42,1,502425 Std., Australia, B.41,1,503673 De Luxe, B.42,1,503253 Std., N. Zealand, B.42,1,502497 Venezuela, B.41,1,504021 Philippines.		
	19506051	Screw, $\frac{3}{8}$ " \times $\frac{3}{8}$ "	2	Superseded by 5220685
	5220685	Screw, $\frac{3}{8}$ " \times $\frac{3}{8}$ "	2	
	9664242	Washer, $\frac{3}{8}$ " shakeproof	2	
	9067038	Washer, $\frac{3}{8}$ " plain	2	
A3	7102008	REAR SUSPENSION ARM	1	
	7102794	REAR SUSPENSION ARM	1	
	7102868	REAR SUSPENSION ARM	1	Heavy Duty
A4	7102010	Pivot bush	1	
A5	7102009	REAR SUSPENSION ARM	1	
	7102795	REAR SUSPENSION ARM	1	
	7102869	REAR SUSPENSION ARM	1	Heavy Duty
A6	7102010	Pivot bush	1	
	19107223	Bolt, $\frac{7}{16}$ " U.N.F. \times $2\frac{3}{4}$ "	2	
	9034044	Nut, $\frac{7}{16}$ " U.N.F.	2	
	7102794	REAR SUSPENSION ARM	1	
B7	7102868	REAR SUSPENSION ARM	1	
	7103184	REAR SUSPENSION ARM	1	(Heavy Duty)
B8	7102010	Pivot bush	2	
	7102795	REAR SUSPENSION ARM	1	
B9	7102869	REAR SUSPENSION ARM	1	Van
	7103185	REAR SUSPENSION ARM	1	(Heavy Duty)
B10	7102010	Pivot bush	2	
	19107243	Bolt, $\frac{7}{16}$ " U.N.F. \times 3"	2	
	9034044	Nut, $\frac{7}{16}$ " U.N.F.	2	
	7102036	COIL SPRING	2	(Superseded by 7102489)
A11	7102489	COIL SPRING	2	From *Note
		*Note. From B.41,1,0011227 De Luxe, B.42,1,000101 Standard, and all Models on and after the aforementioned Chassis change points.		
	7102517	COIL SPRING	2	Heavy Duty Special Export
	7095007	Packer	2	From *Note
A11/1	7102037	Insulator } Spring	2	
		*Note. From B.41,1,004126 De Luxe up to B.41,1,011226 De Luxe, and up to B.42,1,000100 Standard, and all Models on and after the aforementioned Chassis change points.		

Note. Remarks Mk. II also include Super.

SUSPENSION—REAR

Plate Ref.	Part Number	DESCRIPTION	No. per Veh.	REMARKS
B12	7103020	COIL SPRING	2	Van
B13	7103021	Packing piece—Spring	2	
B14	7103011	Insulator—Spring	2	
B15	7103010	Mounting pan—Bump rubber	2	
B16	7103019	Bump rubber	2	
B17	7103022	Platform—Bump rubber	2	
	5200485	Washer, $\frac{5}{16}$ " spring	2	
	5220701	Nut, $\frac{1}{8}$ " U.N.F.	2	Bump rubber to mounting pan
	7102007	SHOCK ABSORBER	2	
	7102440	SHOCK ABSORBER	2	Superseded by 7102440 Up to the intro. of 7102502
A18	7102502	SHOCK ABSORBER	2	
*Note. From B.41,1,004126 De Luxe, B.42,1,000101 Standard, and all Models on and after the aforementioned Chassis change points.				
B19	7103050	SHOCK ABSORBER	2	Van
	7102553	SHOCK ABSORBER	2	Heavy Duty Special Export
A20	7102760	Retaining washer (Upper)	2	Van
B21	7103051	Retaining washer (Upper)	2	
AB22	7102948	Retaining washer (Lower)	2	
AB23	7102949	Cushion rubber	4	
AB24	7102951	Mounting plate	2	
AB25	7102945	Reach nut	2	Upper stem fixings
	9067023	Washer, $\frac{5}{16}$ " plain	4	
	9661202	Washer, $\frac{7}{16}$ " spring	4	
	5200487	Washer, $\frac{5}{16}$ " spring	4	
	9510053	Nut, $\frac{1}{8}$ " U.N.F.	4	
	5220702	Nut, $\frac{1}{8}$ " U.N.F.	4	
	19106161	Bolt, $\frac{3}{8}$ " U.N.F. × 2"	2	
	5220688	Bolt, $\frac{3}{8}$ " U.N.F. × 2"	2	
	9664242	Washer, $\frac{3}{8}$ " shakeproof	2	
		Shock absorber mounting	4	
		Shock absorber to suspension arms	2	
Superseded by 5200487				
Superseded by 5220702				
Superseded by 5220688				

Note. Remarks Mk. II also include Super.

Publication No. 6601249

SECTION L

RADIATOR

RADIATOR

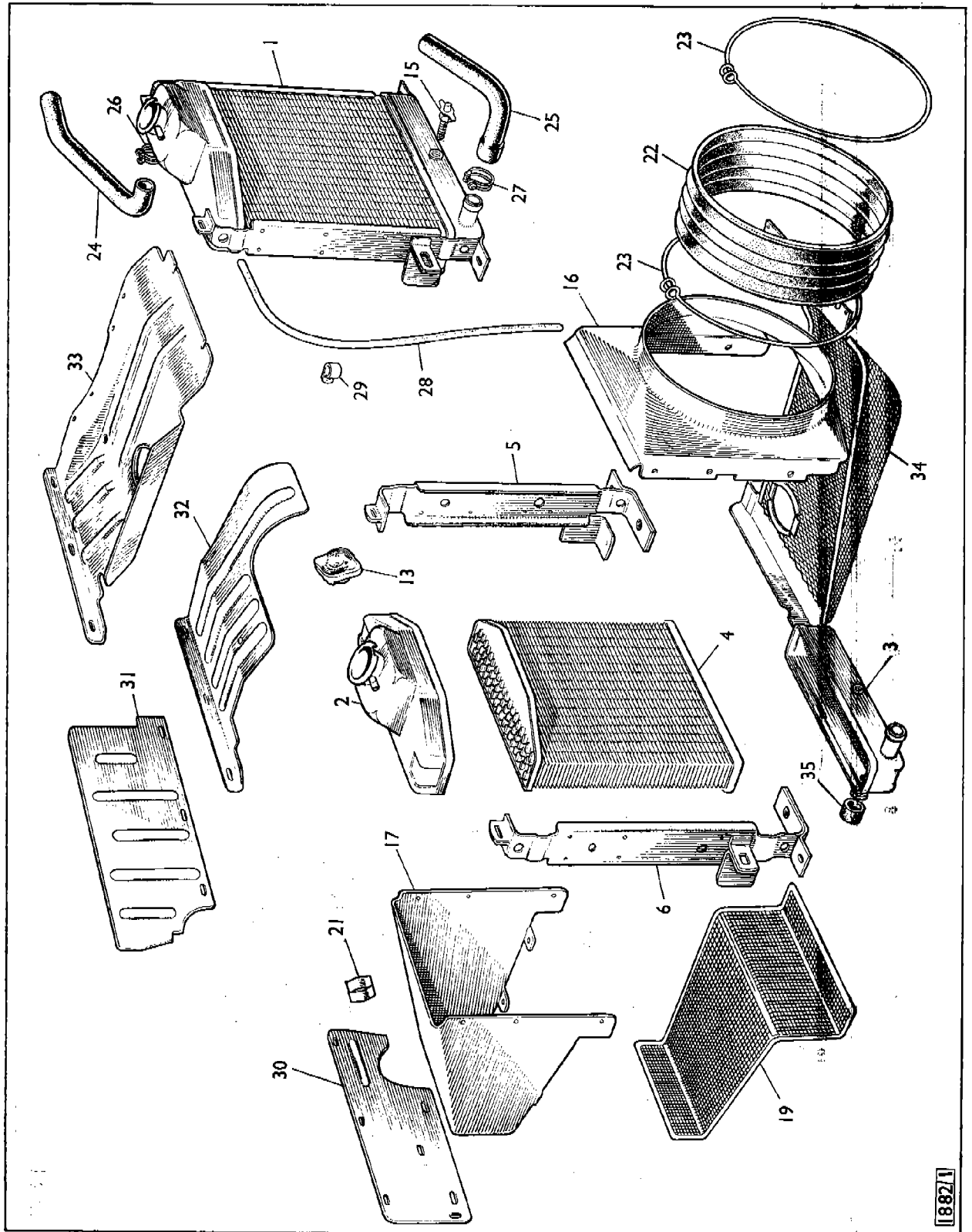


PLATE A — SECTION L

1882/1

RADIATOR

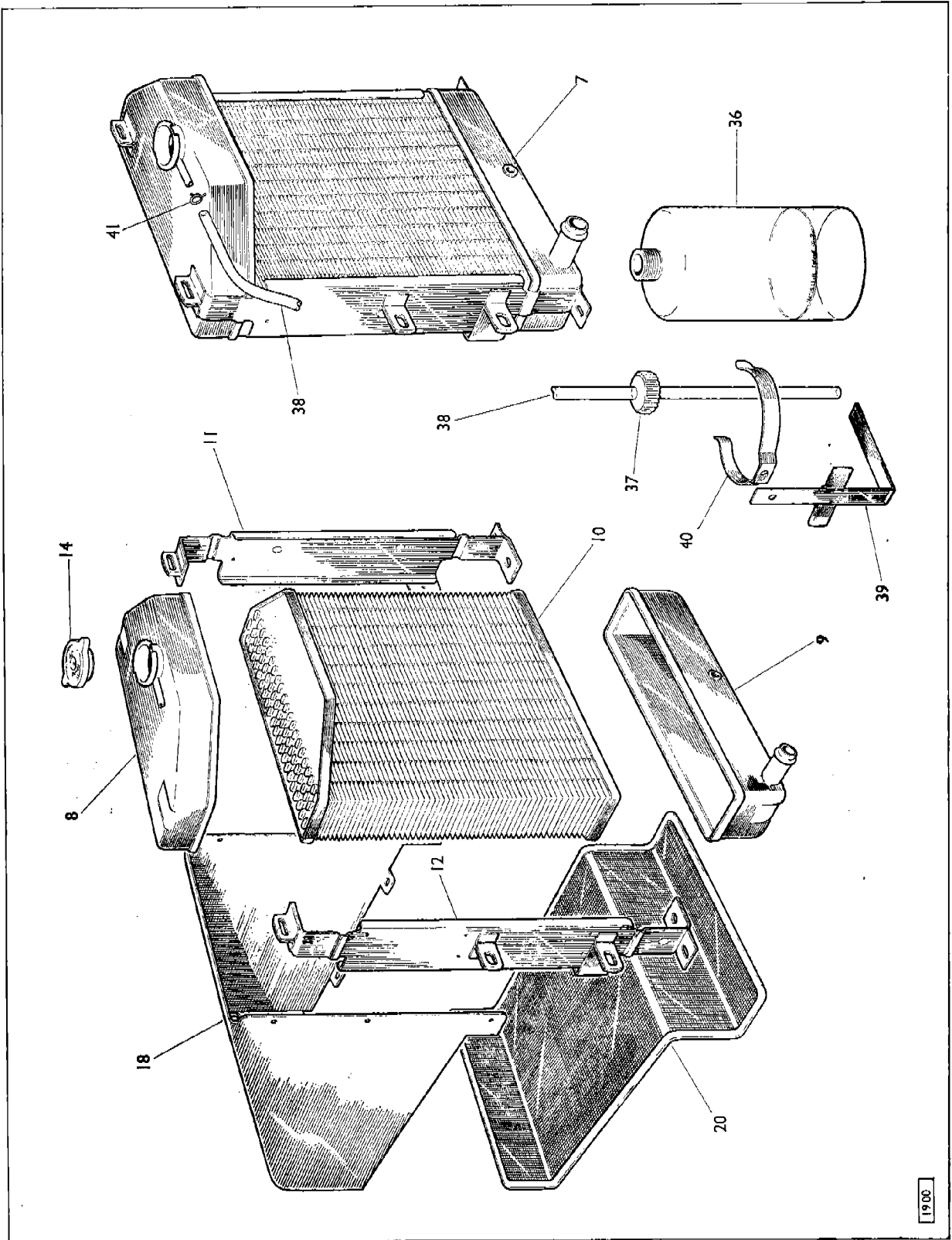


PLATE B—SECTION L

RADIATOR

Plate Ref.	Part Number	DESCRIPTION	No. per Veh.	REMARKS																		
	7050077	RADIATOR BLOCK (Core)	1	Up to introduction 7050114																		
A1	7050114	RADIATOR BLOCK (Core)	1	From * Note (below)																		
A2	7050078	Top tank	1																			
	7102203	Bottom tank	1	Up to introduction 7102740																		
A3	7102740	Bottom tank	1	From * Note (below)																		
A4	7102206	Core	1																			
	7102330	Side strap } O/S (R.H.)	1	Superseded by 7095010																		
A5	7095010	Side strap }	1																			
	7102331	Side strap } N/S (L.H.)	1	Superseded by 7095011																		
A6	7095011	Side strap }	1																			
<p>*Note. From B.41,9,086306 De Luxe, B.42,9,003215 Standard, B.43,1,003898 Chamois, and all Models on and after the aforementioned Chassis change points.</p> <p>Note. CKD. Introduction points are as follows:</p> <table style="margin-left: 40px;"> <tr> <td>De Luxe</td> <td>Chassis No.</td> </tr> <tr> <td>Eire</td> <td>B.41,9,507129</td> </tr> <tr> <td>New Zealand</td> <td>B.41,9,507021</td> </tr> <tr> <td>Portugal</td> <td>B.41,9,506997</td> </tr> <tr> <td>Costa Rica</td> <td>B.41,9,506361</td> </tr> <tr> <td>Uruguay</td> <td>B.41,9,507117</td> </tr> <tr> <td>Standard</td> <td></td> </tr> <tr> <td>Australia</td> <td>B.42,9,509973</td> </tr> <tr> <td>Venezuela</td> <td>B.42,9,510021</td> </tr> </table>					De Luxe	Chassis No.	Eire	B.41,9,507129	New Zealand	B.41,9,507021	Portugal	B.41,9,506997	Costa Rica	B.41,9,506361	Uruguay	B.41,9,507117	Standard		Australia	B.42,9,509973	Venezuela	B.42,9,510021
De Luxe	Chassis No.																					
Eire	B.41,9,507129																					
New Zealand	B.41,9,507021																					
Portugal	B.41,9,506997																					
Costa Rica	B.41,9,506361																					
Uruguay	B.41,9,507117																					
Standard																						
Australia	B.42,9,509973																					
Venezuela	B.42,9,510021																					
B7	7050125	RADIATOR BLOCK (Core)	1	} Van																		
B8	7050126	Top tank	1																			
B9	7102844	Bottom tank	1																			
B10	7103080	Core	1																			
B11	7102850	Side strap, O/S (R.H.)	1																			
B12	7103115	Side strap, N/S (L.H.)	1																			
A13	7102492	Filler cap	1																			
B14	7102990	Filler cap	1		Van																	
A15	9214001	Drain tap	1																			
	7102220	Inlet cowl	1		Up to the intro. of 7103120																	
A16	7103120	Inlet cowl	1		Van & Mk. II Models																	
A17	7102333	Outlet cowl	1																			
B18	7103121	Outlet cowl	1		Van																	
	7102819	Anti-drum pad—Side } Outlet cowl	2	} Except																		
	7102820	Anti-drum pad—Top }	1		Van																	
A19	7102332	Stone guard	1																			
B20	7102977	Stone guard	1	Van																		
	9020036	Captive nut	6																			
	9772063	Tapping screw	6	Superseded by 5220721																		
	5220721	Tapping screw } Stone guard to cowls	6																			
	9067002	Washer, 3/16" plain	6	Superseded by 9096070																		
	9096070	Washer, 3/16" plain	6																			
	9067002	Washer, 3/16" plain	12	Superseded by 9096070																		
	9096070	Washer, 3/16" plain } Cowls to radiator	12																			
	49351062	Screw	12																			
	9067002	Washer, 3/16" plain	2	Superseded by 9096070																		
	9096070	Washer, 3/16" plain } Stone guard to radiator	2																			
	49351062	Screw	2																			
A21	9178138	Spring clip	1	2 off Eddy cap																		
	9020000	Nut, No. 6 spire	1	Superseded by 5220709																		
	5220709	Nut, No. 6 spire } Spring clip to	1																			
	9772063	Screw, tapping } outlet cowl	1	Superseded by 5220721																		
	5220721	Screw, tapping }	1																			

Note. Remarks Mk. II also include Super.

RADIATOR

Plate Ref.	Part Number	DESCRIPTION	No. per Veh.	REMARKS
A22	7102264	Gaiter	1	See also Engine (Motor) Auxiliaries
A23	7102265	Clip—Gaiter to cowls	2	Superseded by 5220693
	19104091	Bolt, 1/4" U.N.F.	2	
	5220693	Bolt, 1/4" U.N.F.	2	
	9067014	Washer, 1/4" plain	2	
	9510040	Nut, 1/4" U.N.F.	2	
A24	7102218	TOP WATER HOSE	1	Up to the introduction of 9787213 From † Note
A25	7102219	BOTTOM WATER HOSE	1	
A26	9782211	Clip	3	
A27	9782231	Clip	1	
	9787213	Clip } Hose	2	
	9787233	Clip	1	
	9782211	Clip—Top water hose	1	
†Note. From B.41,9,087316 De Luxe, B.42,9,003289 Standard, B.43,1,005188 Chamois, and all Models on and after the aforementioned Chassis change points.				
A28	9166020	Overflow pipe	1	Van Superseded by 5220684 4 off Van
A29	9176039	Clip	2	
	9785061	Clip } Overflow pipe	2	
	19505051	Setscrew, 5/16" x 3/8"	3	
	5220684	Setscrew, 5/16" x 3/8"	3	
	9067027	Washer, 5/16" plain	2	
	9067029	Washer, 5/16" plain	1	
	9664203	Washer, 5/16" shakeproof	3	
	9020232	Nut, 5/16" U.N.F. grip	3	
	5220711	Nut, 5/16" U.N.F. grip	3	
A30	7102235	Water shield—Near side	1	Superseded by 9020048
	9020047	Nut, No. 10 spire	4	
	9020048	Nut, No. 10 spire	4	
	9774083	Screw, No. 10	4	
	9067010	Washer, 3/8" plain	4	
	9096073	Washer, 3/8" plain	4	
	9020047	Nut, No. 10 spire	3	
	9020048	Nut, No. 10 spire	3	
	9774083	Screw, No. 10	3	
	9067010	Washer, 3/8" plain	3	
	9096073	Washer, 3/8" plain	3	
A31	7102236	Water shield—Offside upper	1	Except Van Superseded by 9020048
	7102816	Anti-drum pad—Nearside	1	
	7102817	Anti-drum pad—Offside	1	
	9020047	Nut, No. 10 spire	4	
	9020048	Nut, No. 10 spire	4	
	9774083	Screw, No. 10	4	
	9067010	Washer, 3/8" plain	4	
	9096073	Washer, 3/8" plain	4	
A32	7102334	Water shield	1	
A33	7102511	Undershield—Silencer } lower	1	
	9020047	Nut, No. 10 spire	4	
	9020048	Nut, No. 10 spire	3	
	9774083	Screw, No. 10	3	
	9067010	Washer, 3/8" plain	3	
	9096073	Washer, 3/8" plain	3	

Note. Remarks Mk. II also include Super.

RADIATOR

Plate Ref.	Part Number	DESCRIPTION	No. per Veh.	REMARKS
A34	19503042	Screw, No. 10	2	For use with 7102334
	9067010	Washer, 1/8" plain	2	
	9096073	Washer, 1/8" plain	2	Water shield
	19503042	Screw, No. 10 U.N.F.	4	
	9067010	Washer, 1/8" plain	4	For use with 7102511
	9096073	Washer, 1/8" plain	4	
	49313082	Screw, No. 10	2	Undershield
	9067010	Washer, 1/8" plain	2	
	9096073	Washer, 1/8" plain	2	Export
	7102545	SHIELD—Bottom tank	1	
	19505052	Screw, 1/8" U.N.F.	2	Shield to radiator
	9067026	Washer, 1/8" plain	2	
	9660202	Washer, 1/8" spring	2	Shield to body
	9510051	Nut, 1/8" U.N.F.	2	
	39313081	Screw, No. 10 Pan Hd.	4	Models not fitted with Heater—See Note *
9660122	Washer, 1/8" spring	4		
9510031	Nut, 1/8" U.N.F.	4	Models not fitted with Heater—See Note *	
7102442	Cover—Heater connection pipe	1		
7200653	Clip—Cover	1		
<p>*Note. Not fitted to Radiator from the introduction of Radiator Block 7050114. See Heater and By-pass junction, Engine (Motor) Auxiliaries Section.</p>				
B36	7102995	OVERFLOW BOTTLE	1	Vault
B37	7102997	Cap	1	
B38	7102998	Tube	1	
B39	7102999	Bracket	1	
B40	7103002	Clip	1	
	5220690	Screw, 1/4" U.N.F. x 1/2"	2	
	9664162	Washer, 1/4" shakeproof	2	
B41	9785061	Clip—Overflow pipe to bracket	1	
	7054114	Rootes Cooling Inhibitor (7 fluid ozs. tin)	A/R	
	5112289	Bluecol Antifreeze (Quart tin)	AA (BS3150) A/R	

Note. Remarks Mk. II also include Super.

RADIATOR

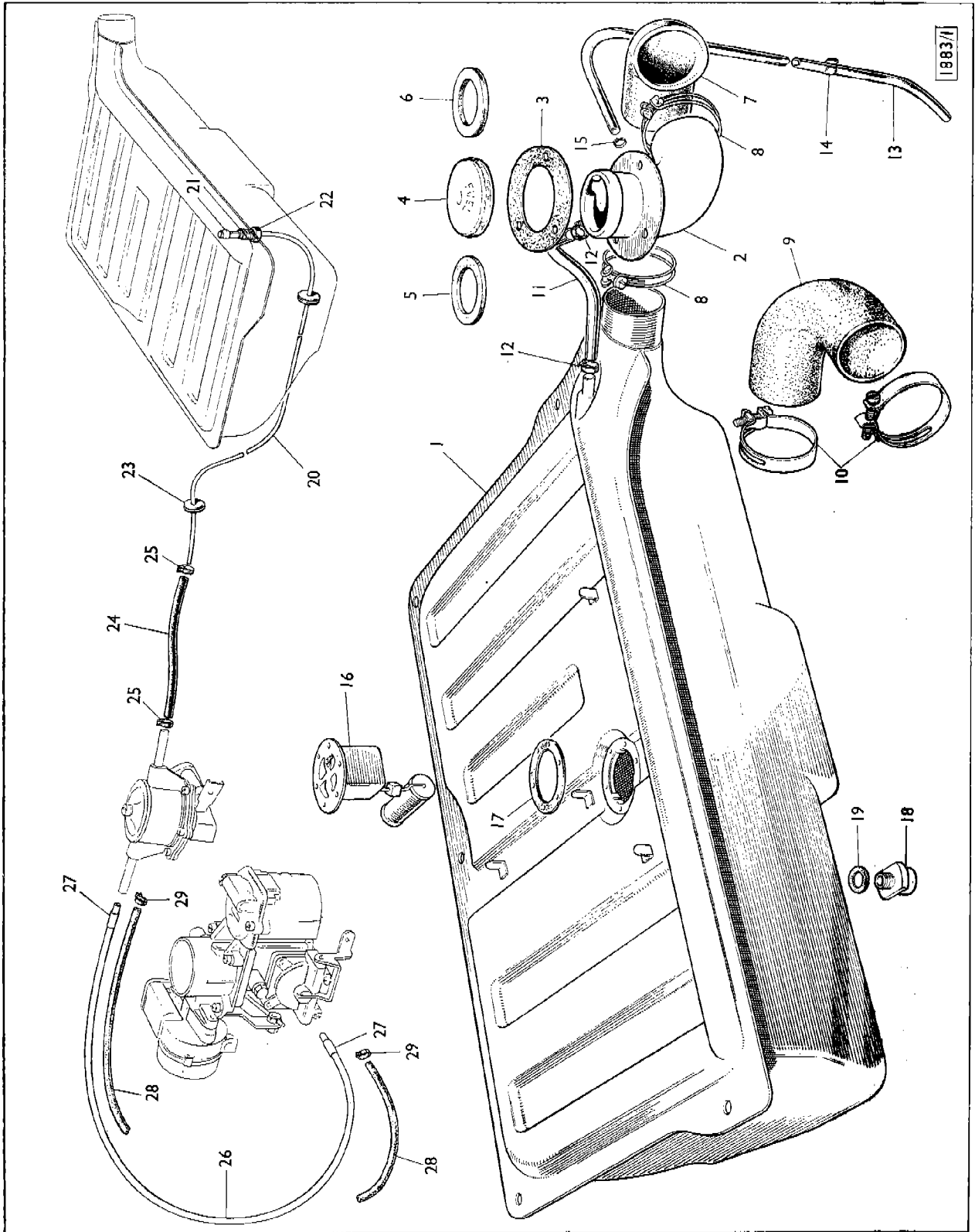
Plate Ref.	Part Number	DESCRIPTION	No. per Veh.	REMARKS

Publication No. 6601249

SECTION M

PETROL (Fuel) SYSTEM

PETROL (Fuel) SYSTEM



1883/1

SECTION M

PETROL (Fuel) SYSTEM

Plate Ref.	Part Number	DESCRIPTION	No. per Veh.	REMARKS
	7102188	PETROL (Fuel) TANK	1	Home Market Early Cars Superseded by 7102979
	7102521	PETROL (Fuel) TANK	1	
	7102647	PETROL (Fuel) TANK	1	
	7102645	PETROL (Fuel) TANK	1	
1	7102979	PETROL (Fuel) TANK	1	
	7102421	Petrol filler pipe	1	Superseded by 7102805
2	7102805	Petrol filler pipe	1	
3	7102229	Seal—Filler pipe to bonnet locking platform	1	
	19804051	Screw, 1/4" U.N.F. x 5/8"	5	Petrol tank to body
	9664162	Washer, 1/4" shakeproof	5	
	9067216	Washer, 1/4" plain	5	
	19803041	Screw, No. 10 U.N.F. x 1/2"	3	Filler pipe to body
	9663122	Washer, No. 10 shakeproof	3	
	9067010	Washer, 3/8" plain	3	Superseded by 9096073
	9096073	Washer, 3/8" plain	3	
	7102231	Petrol filler cap	1	Superseded by 7102583
	7102531	Petrol filler cap	1	
4	7102583	Petrol filler cap	1	
5	7080203	Rubber washer	1	Superseded by 7080243
6	7080243	Cork washer	1	
7	7102230	Hose—Filler pipe to tank	1	Up to the introduction of 7102495
8	9782421	Clip—Filler hose	2	
9	7102495	Hose—Filler pipe to tank	1	From * Note
	9787423	Clip	2	
10	7102756	Clip	2	
<p>*Note. From B.41,1,004969 De Luxe, B.42,1,000101 Standard, and all Models on and after the aforementioned Chassis introduction points.</p>				
	P.43469	Plastic strip	A/R	Breather pipe to filler pipe
	P.43470	Stud	1	
11	7102273	Breather pipe—Petrol tank	1	Superseded by 9784083
	9786081	Clip	2	
12	9784083	Clip	2	
13	7095004	Vent pipe—Petrol filler cap	A/R	4 ft. long
14	7102290	Clip—Vent pipe to body	2	
15	9786061	Clip—Vent pipe to filler pipe	1	Early Cars
	9178571	Clip—Vent pipe to body	2	
16	7102187	PETROL (Fuel) TANK GAUGE UNIT	1	Alternatives Superseded by 9077700
	39902061	Screw, No. 8 U.N.C. x 3/4"	6	
	9078002	Washer, 3/8" fibre	5	
	9078060	Washer, 3/8" fibre	5	
	9077104	Washer, 3/8" Lead	1	
	9077700	Washer, 3/8" Copper/asbestos	1	
17	7102374	Cork washer	1	
18	7102223	Drain plug adaptor	1	
19	9078017	Washer, 3/8" fibre	1	

Note. Remarks Mk. II also include Super.

PETROL (Fuel) SYSTEM

Plate Ref.	Part Number	DESCRIPTION	No. per Veh.	REMARKS
20	7102232	PETROL (Fuel) PIPE—Tank to flexible connection	1	
	9157106	Olive }	1	Superseded by 5220717
21	5220717	Olive } Petrol (Fuel) pipe	1	
22	9156522	Nut }	1	
23	9116038	Grommet—Petrol (Fuel) pipe through body	2	1 off supplied with 7102232 on later cars
24	9166009	Flexible pipe connection—Petrol pipe to petrol pump	1	
25	7102585	Clip—Flexible pipe connection	2	
26	7100246	PETROL (Fuel) PIPE c/w SLEEVES—Pump to carburettor	1	Superseded by 9166269
27	9233705	Sleeve—Petrol (Fuel) pipe	2	See Data 2E/124
	7100246	PETROL (Fuel) PIPE }	1	Superseded by 7096089
	7095014	PETROL (Fuel) PIPE }	1	
	7100374	PETROL (Fuel) PIPE } Pump to carburettor	1	
	9166269	PETROL (Fuel) PIPE }	1	
28	7096089	PETROL (Fuel) PIPE }	1	
	7102585	Clip } Petrol (Fuel) pipe	2	Superseded by 9784073
29	9784073	Clip }	2	

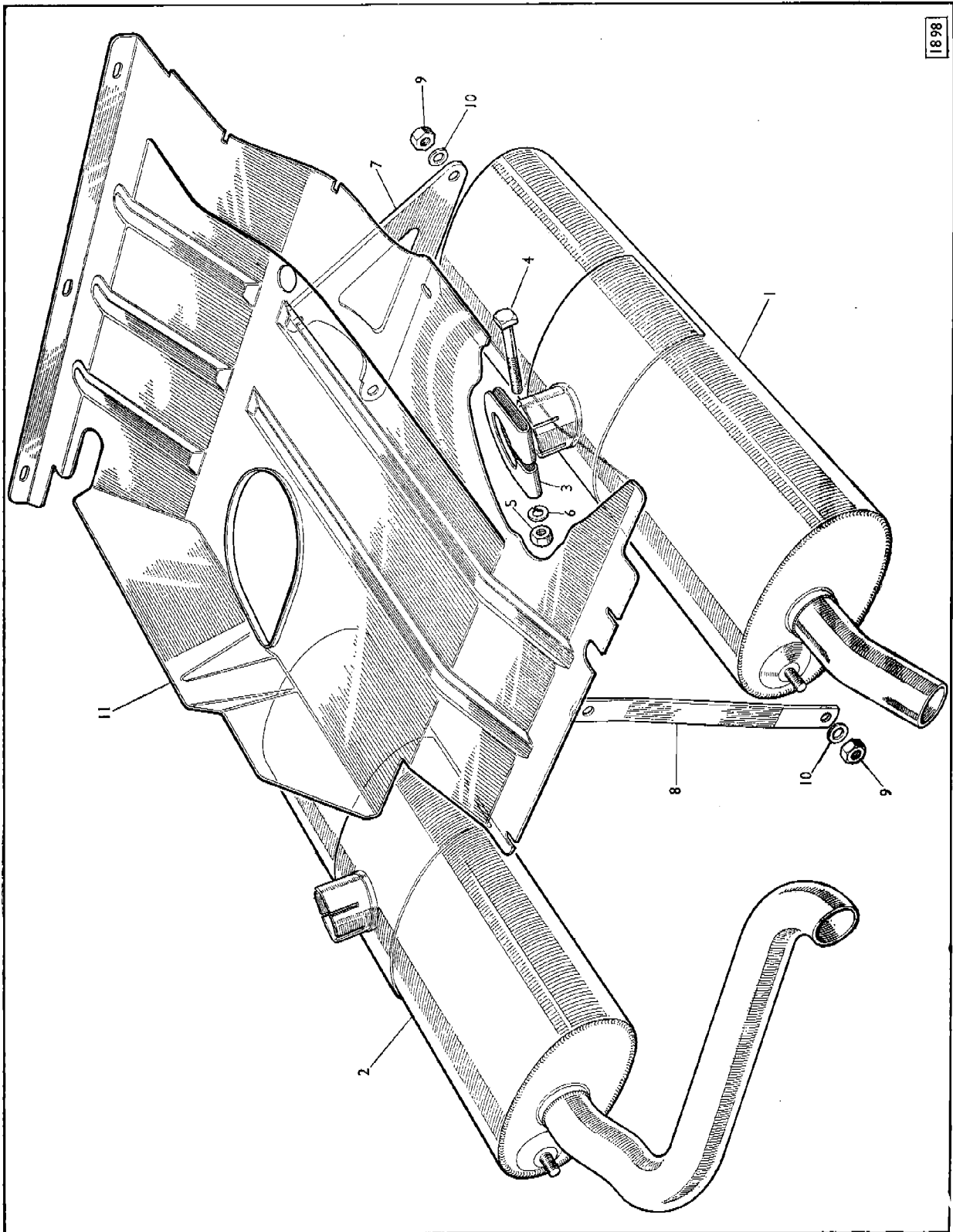
Note. Remarks Mk. II also include Super.

Publication No. 6601249

SECTION N

EXHAUST SYSTEM

EXHAUST SYSTEM



8681

SECTION N

EXHAUST SYSTEM

Plate Ref.	Part Number	DESCRIPTION	No. per Veh.	REMARKS
	7100265	SILENCER (Muffler)	1	Superseded by 7100377
1	7100377	SILENCER (Muffler)	1	
2	7100618	SILENCER (Muffler)	1	Van
	9181014	Clip	1	Superseded by 7100329
3	7100329	Clip	1	
4	19105221	Bolt, $\frac{3}{16}$ " U.N.F. \times $2\frac{1}{2}$ "	1	
	9510050	Nut, $\frac{3}{16}$ " U.N.F.	1	Superseded by 5220701
5	5220701	Nut, $\frac{3}{16}$ " U.N.F.	1	
	9661202	Washer, $\frac{3}{16}$ " spring	1	Superseded by 5220487
6	5220487	Washer, $\frac{3}{16}$ " spring	1	
	9067024	Washer, $\frac{3}{16}$ " plain	1	Superseded by 5200482
	5200482	Washer, $\frac{3}{16}$ " plain	1	
7	7100116	Support bracket	1	
8	7100266	Strap	1	
9	9029135	Nut, $\frac{3}{16}$ " U.N.F.	2	Support bracket and strap to
10	9067023	Washer, $\frac{3}{16}$ " plain	2	silencer (Muffler)
11	7102511	Under shield—Silencer (Muffler)	1	See also Radiator section

Note. Remarks Mk. II also include Super.

EXHAUST SYSTEM

Plate Ref.	Part Number	DESCRIPTION	No. per Veh.	REMARKS

Publication No. 6601249

SECTION P

ELECTRICAL EQUIPMENT

ELECTRICAL EQUIPMENT

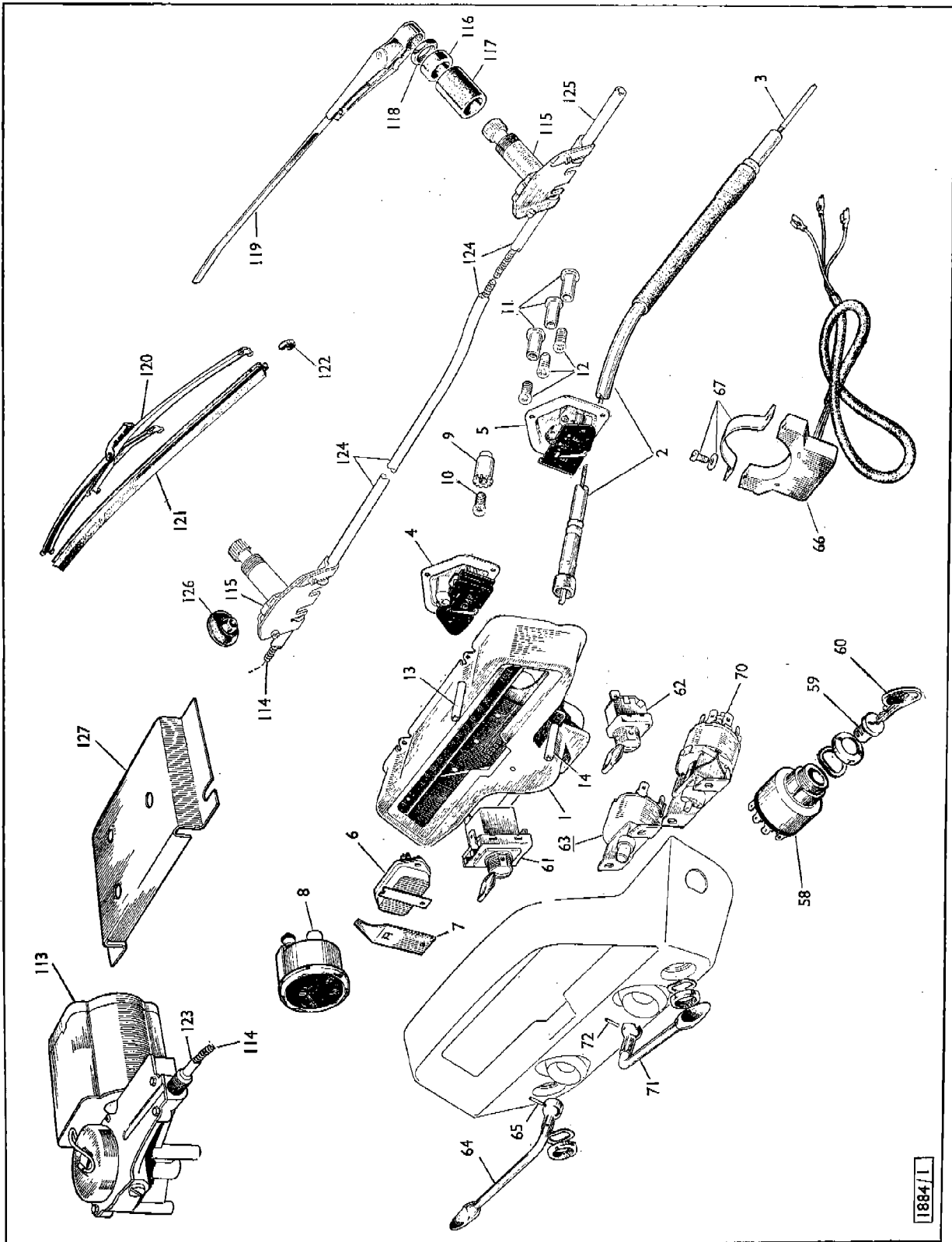



PLATE A—SECTION P

1884/L

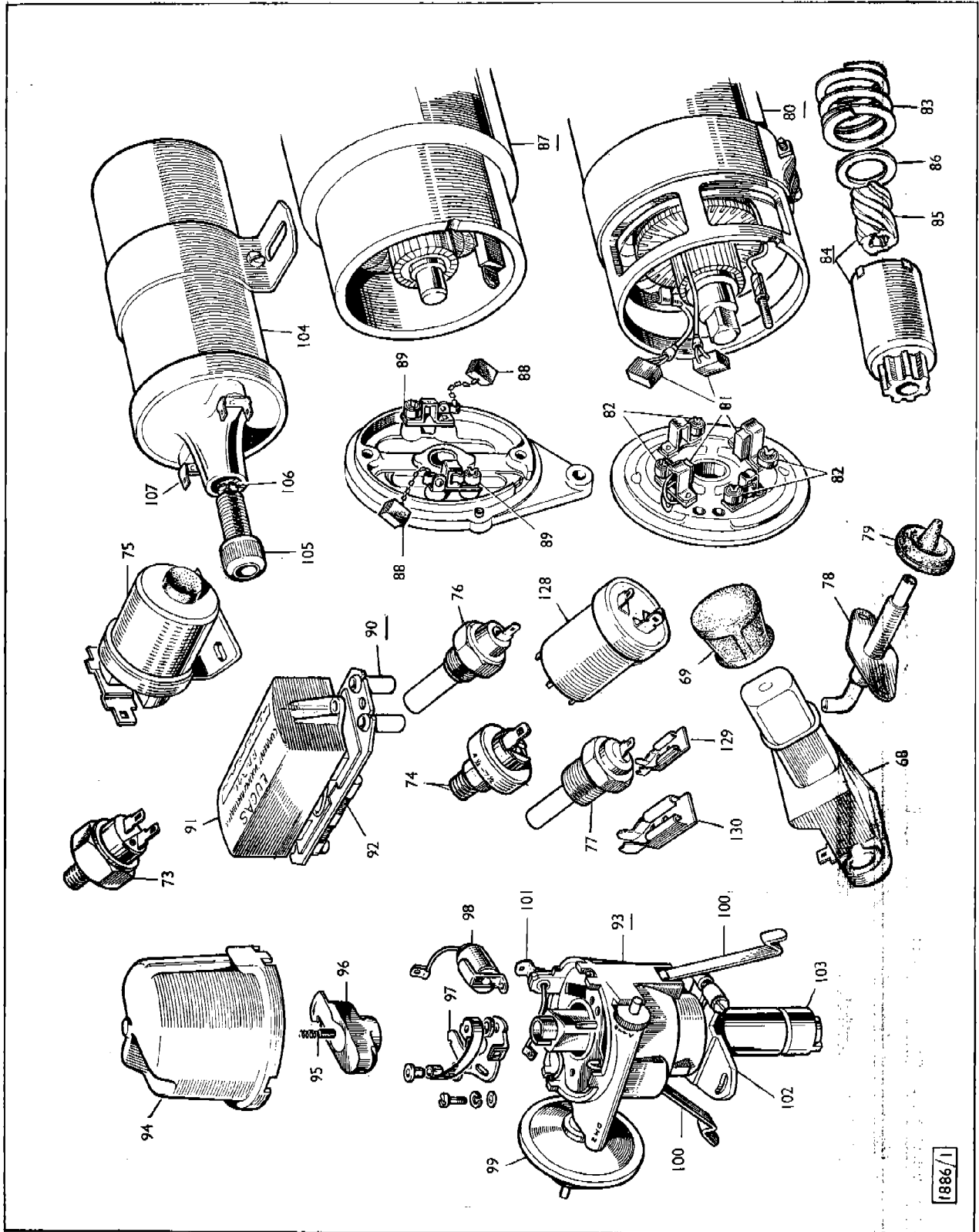
ELECTRICAL EQUIPMENT



18857

PLATE B—SECTION P

ELECTRICAL EQUIPMENT



1886/1

PLATE C—SECTION P

ELECTRICAL EQUIPMENT

Plate Ref.	Part Number	DESCRIPTION	No. per Veh.	REMARKS
INSTRUMENTS				
A1	7080039	SPEEDOMETER	1	Superseded by 7080194
	7080194	SPEEDOMETER	1	
	7080040	SPEEDOMETER	1	Superseded by 7080195
	7080195	SPEEDOMETER	1	
A2	7102108	Speedometer cable	1	
A3	7080092	Inner cable	1	
	9117521	Grommet—Cable to front suspension member	1	Mk. I
	9117544	Grommet—Cable to front suspension member	1	Van & Mk. II Models.
	9118506	Grommet—Cable to body	1	
A4	7105058	TEMPERATURE GAUGE	1	
A5	7080041	PETROL (Fuel) GAUGE	1	
A6	1205576	VOLTAGE REGULATOR (Instrument Unit)	1	
A7	7080205	Bracket—Voltage Regulator	1	
	7200850	OIL PRESSURE GAUGE	1	Superseded by 1801130
A8	1801130	OIL PRESSURE GAUGE	1	
A9	5037422	Bulb holder	1	
A10	K.26785	Bulb, 12 volt, 2.2 watt	1	
A11	7080093	Bulb holder	4	
A12	K.26785	Bulb, 12 volt, 2.2 watt	4	
A13	7105035	Spacing tube—Upper	2	
A14	7105036	Spacing tube—Lower	2	
	9067094	Washer, No. 10 plain	2	
	9661123	Washer, No. 10 spring	2	
	9551031	Nut, No. 10 U.N.F.	2	} Mk. I Van & Mk. II
	7200583	Nut, special	2	
	9572034	Nut, No. 10 U.N.F.	4	
SCREEN WASHER CONTROL—See Body fittings.				
LAMPS				
B15	7105000	HEADLAMP (Left Dip)—Type F.700 Mk. X	2	
B16	5037061	Adaptor	2	
B17	5041048	Rim—Unit seating	2	
	5042061	Plate—Unit retaining	2	Superseded by 5042722
B18	5042722	Plate—Unit retaining	2	
B19	5041043	Light unit (Sealed beam)	2	
	5038928	Screw—Retaining plate fixing	6	
B20	7080151	Trimmer screw	4	
		Gasket—Body		See Body fittings
B21	7105032	Knob—Trimmer	4	
B22	5041417	Body	2	
	7105001	HEADLAMP } Vertical dipping	2	Superseded by 7105126
	7105126	HEADLAMP } (Duplo Bulb)	2	
B23	5037060	Reflector and glass (Lens) unit	2	
B24	5037063	Bulb	2	
B25	5037430	Spring clip—Bulb retaining	2	
	5041417	Body	2	
		HEADLAMP		France
	5037060	Reflector and glass (Lens) unit	2	
	1046741	Bulb (Yellow)	2	
	5041417	Body	2	
		HEADLAMP		Sweden
	1046814	Reflector and glass (Lens) unit	2	
	5037063	Bulb	2	
	5041417	Body	2	
Note. Remarks Mk. II also include Super.				

ELECTRICAL EQUIPMENT

Plate Ref.	Part Number	DESCRIPTION	No. per Veh.	REMARKS
		LAMPS—continued		
		HEADLAMP 58853D		Austria
1800376		Reflector and glass (Lens) unit 54520883	2	Superseded by 5037060
5037060		Reflector and glass (Lens) unit 54522683	2	
5037063		Bulb L.410	2	
5041417		Body 54520661	2	
		HEADLAMP—Type F.700 Mk. X 58854B		
		Adaptor 553738		
		Rim—Unit seating 54520446		
		Retaining plate—Light unit 54520549		U.S.A. & Canada Up to B.41, I.039181LSX De-luxe, B.42, I.000578LSX Standard See Body fittings
		Screw—Retaining plate fixing 186137		
		Screw } Trimmer 54521529		
		Knob } 54521513		
		Gasket—Body		
		Spring—Unit seating rim retaining 54520514		
		Nut—Trimmer screw 54520551		
		Housing—Trimmer screw nut 54520550		
		HEADLAMP—Type F.700 Mk. X 59195A		
		Rim—Unit seating 54522086		
		Light unit—Sealed beam 54522231		
		Knob—Trimmer 54522162		
		Note. Other details as 58854B Units.		U.S.A. & Canada from B.41, I.039182LSX De-luxe, B.42, I.000579LSX Standard
		HEADLAMP—Type F.700 Mk. X 59280A		
5037061		Adaptor 553738	2	Caribbean Area
1800439		Sleeve, terminal 555910	2	
1046807		Conversion adaptor 554691	2	
K.22745		Reflector and glass 553940	2	
5042061		Retaining plate—Light unit 54520549	2	
K.29072		Bulb L.370	2	
9067008		Washer, 3/8" plain Headlamp	1	
9773066		Screw, No. 8 x 3/8" Bdg. Hd. } earth	1	
9179275		Clip—Headlamp earth 860015	2	
7105022		SIDE AND FLASHER LAMP, O/S (R.H.) } Type ... 52596	1	
B26	7105023	SIDE AND FLASHER LAMP, N/S (L.H.) } L.717 ... 52597	1	
	7080047	Lens (Clear), O/S (R.H.) } Side 54573636	1	
B27	7080053	Lens (Clear), N/S (L.H.) } lamp 54573644	1	
	7080048	Lens (Amber), O/S (R.H.) } Flasher 54573892	1	
B28	7080054	Lens (Amber), N/S (L.H.) } 54573891	1	
	7080049	Screw—Lens fixing 54102060	4	
	9122009	Washer—Screw 161385	4	
B29	7080050	Gasket—Lens seating 54573637	2	
	K.26171	Bulb holder—Side lamp 553780	2	
	K.26068	Bulb holder—Flasher 573832	2	
B30	K.26780	Bulb, 12 volt, 4 watt—Side lamp L.222	2	
B31	K.26796	Bulb, 12 volt, 21 watt—Flasher L.382	2	
		Bulb, 12 volt, 5 watt—Sidelamp L.234	2	
		Bulb, 12 volt, 18 watt—Flasher L.232	2	
B32	7080051	Gasket—Lamp seating 54573638	2	Germany

Note. Remarks Mk. II also include Super.

ELECTRICAL EQUIPMENT

Plate Ref.	Part Number	DESCRIPTION	No. per Veh.	REMARKS
		LAMPS—continued		
		SIDE AND FLASHER LAMP, O/S (R.H.) ...	52600A	
		SIDE AND FLASHER LAMP, N/S (L.H.) ...	52601A	
		Lens (Clear), O/S (R.H.) } Sidelamp ...	54573636	
		Lens (Clear), N/S (L.H.) } ...	54573644	
		Lens (Clear), O/S (R.H.) } Flasher ...	54574008	
		Lens (Clear), N/S (L.H.) } ...	54574009	
		Screw—Lens fixing ...	54102060	
		Washer—Screw ...	161385	
		Gasket—Lens seating ...	54573637	
		Bulb holder—Sidelamp ...	553780	
		Bulb holder—Flasher ...	573832	
		Bulb, 12 volt, 4 watt—Side lamp ...	L.222	
		Bulb, 12 volt, 21 watt—Flasher ...	L.382	
		Gasket—Lamp seating ...		
		*Note. U.S.A. & Canada from Chassis change points quoted for the above change, use 7105022 and 23.		
	9020010	Spire nut } Side/Flasher ...	4	Use 9020034
	9020034	Spire nut } to body ...	4	
	7105076	SIDE AND FLASHER LAMP, O/S (R.H.) ...	52692	
	7105077	SIDE AND FLASHER LAMP, N/S (L.H.) ...	52693	
	7080196	Lens (Clear) c/w Mask, O/S (R.H.) } Side	54575434	
	7080198	Lens (Clear) c/w Mask, N/S (L.H.) } lamp	54575433	
	7080197	Lens (Amber) c/w Mask, O/S (R.H.) } Flasher	54575424	
	7080199	Lens (Amber) c/w Mask, N/S (L.H.) }	54575423	
	7080049	Screw—Lens fixing ...	54102060	Masked lens type Special Order
	9122009	Washer—Screw ...	161385	
	7080050	Gasket—Lens seating ...	54573637	
	K.26171	Bulb holder—Side lamp ...	553780	
	K.26068	Bulb holder—Flasher ...	573832	
	K.26780	Bulb, 12 volt, 4 watt—Side lamp ...	L.222	
	K.26796	Bulb, 12 volt, 21 watt—Flasher ...	L.232	
	7080051	Gasket—Lamp seating ...	54573638	
	9020010	Spire nut ...	4	Use 9020034
	9020034	Spire nut ...	4	
B33	1214233	STOP TAIL LAMP—Type L.692 ...	53955	
B34	5039492	Lens ...	54572774	
	5040547	Body ...	54572665	Superseded by 5043595
	5042231	Body ...	54574116	
B35	5043595	Body ...	54576645	
	5040155	Screw—Lens to Body ...	54112431	
	9122009	Rubber washer—Screw ...	161385	
B36	5039493	Gasket—Lens seating ...	54572200	
B37	5039494	Gasket—Body seating ...	54572755	
B38	5040911	Bulb holder ...	573828	
B39	K.26781	Bulb, 12 volt, 21/6 watt ...	L.380	
		Bulb, 12 volt, 18/5 watt ...	L.692	
	1046943	Bulb, 12 volt, 21/5 watt ...	L.396	
	9510030	Nut, No. 10 U.N.F. ...	1	Germany Denmark Superseded by 5220700
	5220700	Nut, No. 10 U.N.F. ...	1	
	9067008	Washer, 1/8" plain ...	4	Alternative fixings
	9660122	Washer, 1/8" spring ...	4	
	9663122	Washer, 1/8" shakeproof ...	4	
	9600522	Nut, No. 10 U.N.F. ...	4	Van
	9020066	Spire nut ...	6	
	9772083	Screw, No. 6 x 1/4" ...	6	

Note. Remarks Mk. II also include Super.

ELECTRICAL EQUIPMENT

Plate Ref.	Part Number	DESCRIPTION	No. per Veh.	REMARKS
		LAMBS*—continued		
B40	1214234	REAR FLASHER LAMP—Type L.691	53956	2
B41	5039497	Lens (Amber)	54572776	2
	5040546	Body	54572734	2
B42	5043549	Body	54576644	2
	5040155	Screw—Lens to body	54112431	4
	9122009	Rubber washer—Screw	161385	4
B43	5039493	Gasket—Lens seating	54572200	2
B44	5039494	Gasket—Body seating	54572755	2
B45	K.26068	Bulb holder	573832	2
B46	K.26796	Bulb, 12 volt, 21 watt	L.382	2
		Bulb, 12 volt	L.382	2
		REAR FLASHER LAMP—Type L.691	53957	
		Lens (Red)	54572777	
		Body	54572734 use 54576644	
		Body	54576644	
		Screw—Lens to Body	54112431	
		Rubber washer—Screw	161385	
		Gasket—Lens seating	54572200	
		Gasket—Body seating	54572755	
		Bulb holder	573832	
		Bulb, 12 volt, 21 watt	L.382	
	9510030	Nut, No. 10 U.N.F.		4
	5220700	Nut, No. 10 U.N.F.		4
	9067008	Washer, $\frac{1}{16}$ " plain		4
	9660122	Washer, $\frac{1}{16}$ " spring		4
	9663122	Washer, $\frac{1}{16}$ " shakeproof		4
	9600522	Nut, $\frac{1}{16}$ " U.N.F.		4
	9020066	Spire nut		6
	9772083	Screw, No. 6 x $\frac{1}{2}$ "		6
	7105017	REAR NUMBER PLATE LAMP—Type L.719	54136B	1
	7105128	REAR NUMBER PLATE LAMP	54136D	1
	7080056	Lens (Glass)	54574220	1
	7080057	Screw—Lens fixing	54111356	2
	7080058	Gasket—Lens seating	54574221	1
	K.26068	Bulb holder	573832	1
	K.26784	Bulb, 12 volt, 6 watt	L.207	1
B47	7105136	REAR NUMBER PLATE LAMP	54371	1
B48		Body (Not supplied)	54574219	
B49	7080056	Lens (Glass)	54574220	1
	7080057	Screw—Lens fixing	54111356	2
B50	7080058	Gasket—Lens seating	54574221	1
B51	K.26068	Bulb holder	573832	1
B52	K.26784	Bulb, 12 volt, 6 watt	L.207	2
		Bulb, 12 volt, 5 watt (Germany)	L.719	2
B53		Grommet (Not supplied)	54574222	
		*Note. From B.42,2,001087 De Luxe, B.73,2,000013 Chamois, and all models on and after the aforementioned Chassis change points.		
		Note. Remarks Mik. II also include Super.		

ELECTRICAL EQUIPMENT

Plate Ref.	Part Number	DESCRIPTION	No. per Veh.	REMARKS
		LAMPS—continued		
	7105136	REAR NUMBER PLATE LAMP 54371	2	} Van
		Body (Not supplied) 54574219		
	7080056	Lens (Glass) 54574220	2	
	7080057	Screw—Lens (Glass) fixing 54111356	4	
	7080058	Gasket—Lens (Glass) seating 54574221	2	
	K.26068	Bulb holder 573832	2	
	K.26784	Bulb, 12 volt, 6 watt L.207	2	
		Grommet (Not supplied) 54574222		
	19503061	Screw, No. 10 U.N.F. × ¼" } Rear number 1		
	19503041	Screw, No. 10 U.N.F. × ¼" } plate lamp 1		
	19503041	Screw, No. 10 U.N.F. 2		
	9067008	Washer, ⅜" plain Rear number 2		
	9660122	Washer, ⅜" spring plate lamp 2		
	39313041	Screw, No. 10 U.N.F. × ¼" Pan Rec. Hd. } to body 4		
	9661123	Washer, ⅜" spring 4		
	9178666	Clip—Rear number plate lamp cable 2		
	9132538	Clip—Cable to support plate 1		
		Note. For Van see Body fittings (Rear Bumper) for Rear number plate lamp support plate.		
	7105048	INTERIOR ROOF LAMP 1		Superseded by 7105107
B54	7105107	INTERIOR ROOF LAMP 1		
B55	5041080	Cover (Lens) 1		
B56	K.26795	Bulb, 12 volt, 6 watt festoon L.254	1	
		Note. For fixings see Body fittings section.		
B57	1800461	REAR REFLEX REFLECTOR—Type RER.22 57098	2	} Early models Late models
	9732085	Screw, No. 6 × ¼" Self-tapping } Reflector 4		
	9772085	Screw, No. 6 × ¼" X Recess } to body 4		
		SWITCHES		
	7105031	IGNITION AND STARTER SWITCH—Type 47SA. 34503	1	Superseded by 1046630
A58	1046630	IGNITION AND STARTER SWITCH—Type 47SA. 31912	1	
A59	5240380	Ignition lock barrel } RM. Series 1		
A60	5220397	Key 801 - 910 2		
	5106824	Key kit—RM. series 1		
	7102434	Washer switch to binnacle A/R		
A61	1800176	LIGHTING SWITCH—Type 57SA. 31956	1	
A62	1800381	SCREEN (Windshield) WIPER SWITCH—Type 65SA. 31828	1	
A63	7105027	HEADLAMP DIP AND FLASHER SWITCH (R.H.D.) 34577	1	
A64	7080059	Knob and lever 54338067	1	
A65	7080061	Roll pin—Lever locating 54150293	1	
	7105053	HEADLAMP DIP AND FLASHER SWITCH (L.H.D.) 34600	1	
	7080135	Knob and lever 54338070	1	
	7080061	Roll pin—Lever locating 54150293	1	
	9067094	Washer, No. 10 plain 2		} Early Mk. I Mk. I Mk. II
	9661123	Washer, No. 10 spring } Switch to binnacle 2		
	9551031	Nut, No. 10 U.N.F. 2		
	9572034	Nut, No. 10 U.N.F. 2		
		Note. Remarks Mk. II also include Super.		

ELECTRICAL EQUIPMENT

Plate Ref.	Part Number	DESCRIPTION	No. per Veh.	REMARKS
		SWITCHES—continued		
	7105029	PAWL UNIT	1	} Superseded by 7080224 See Data 2C/82
	7105054	PAWL UNIT } Flasher	1	
	7080220	PAWL UNIT } cancelling	1	
A66	7080224	PAWL UNIT	1	
	7080221	Fixing bracket c/w screws	1	Up to the intro. of 7080224 From * See note
A67	7080222	Fixing bracket c/w locating peg and screws	1	
		*Note. From B.41,1,054520 De-luxe, B.42,1,001599 Standard, 1st Chamois, and all Models on and after the aforementioned Chassis change points. Please note CKD. introduction points for the above modification:- De-luxe: Eire Chassis No. B.41,1,501909 South Africa " " B.41,1,505245 New Zealand " " B.41,1,505269 Philippines " " B.41,1,505509 Portugal " " B.41,1,505473 Uruguay " " B.41,1,505497 Costa Rica " " B.41,1,505485 Standard: Australia " " B.42,1,505640 New Zealand " " B.42,1,505989 Venezuela " " B.42,1,505389 Note. For other fixings see Facia fittings.		
C68	1800390	FOOT DIPPER SWITCH	1	} U.S.A. & Canada
C69	1800391	Cap—Dipper switch	1	
	39303101	Screw, No. 10 U.N.F.	2	
	9067094	Washer, 3/16" plain	2	
	9034070	Nut, No. 10 U.N.F. nyloc	2	
	9774106	Tapping screw	2	
	7200349	Plug—Instrument binnacle dip switch aperture	1	
	7105028	DIRECTION INDICATOR & HORN SWITCH (R.H.D.)	1	
	7080060	Knob and lever	1	
	7080061	Roll pin—Lever locating	1	} Mk. I
	7105052	DIRECTION INDICATOR & HORN SWITCH (L.H.D.)	1	
	7080134	Knob and lever	1	} Van and Mk. II Models
	7080061	Roll pin—Lever locating	1	
A70	7105134	DIRECTION INDICATOR & HORN SWITCH (R.H.D.)	1	} Early Mk. I
A71	7080060	Knob and lever	1	
A72	7080061	Roll pin—Lever locating	1	} Mk. I
	7105135	DIRECTION INDICATOR & HORN SWITCH (L.H.D.)	1	
	7080134	Knob and lever	1	} Mk. II
	7080061	Roll pin—Lever locating	1	
	9067094	Washer, No. 10 plain	2	} Early Mk. I
	9661123	Washer, No. 10 spring	2	
	9551031	Nut, No. 10 U.N.F.	2	
	9572034	Nut, No. 10 U.N.F.	2	
		Note. For other fixings see Facia fittings.		
C73	1800399	STOPLIGHT SWITCH	1	} U.S.A. & Canada
C74	7100380	OIL PRESSURE SWITCH (Engine)	1	
C75	1046629	STARTER SOLENOID SWITCH—Type 2ST.	1	
	19503041	Screw, No. 10 U.N.F. x 1/2"	2	} Use 9067098
	9067012	Washer, 3/16" plain	2	
	9067008	Washer, 3/16" plain	2	
	9660122	Washer, No. 10 spring	2	
		Note. Remarks Mk. II also include Super.		

ELECTRICAL EQUIPMENT

Plate Ref.	Part Number	DESCRIPTION	No. per Veh.	REMARKS
C76	7105069	SWITCHES—continued		
		THERMAL WARNING SWITCH ... TS.2300/2/223	1	} Check illustrations when ordering
	7102510	Washer, switch ... 31/513/330	1	
C77	1205552	TEMPERATURE TRANSMITTER ... TT.4802/00	1	
C78	7208332	DOOR PILLAR SWITCH—Interior lamp ...	1	} Super and Chamois
	9772046	Screw, No. 6 × 1/4" self-tapping—Door pillar switch through 'A' post ...	4	
	7208324	Grommet } Door pillar switch cable ...	2	
C79	7208375	Grommet } through 'A' post ...	2	
		STARTER		
		Note. A replacement Starter motor is available from Messrs. Joseph Lucas Ltd. in part exchange for the original.		
C80	7100119	STARTER MOTOR—Type M.35G-1 ... 25083	1	
C81	K.20251	Brush set ... 251108	1	
C82	5038067	Brush spring set ... 251942	1	
C83	K.20255	Main spring ... 250404	1	
C84	5039533	Pinion and sleeve assembly ... 54252212	1	
C85	5039534	Sleeve (Screwed) ... 250696	1	
	7080043	Bushing—Bearing ... 251477	1	
	7080044	Bushing—Bearing ... 253316	1	
C86	7080045	Thrust washer ... 158550	1	
		Starter motor fixings—See Engine (Motor) Auxiliaries. Starter solenoid—See Switches.		
		DYNAMO (Generator)		
		Note. A replacement Dynamo (Generator) is obtainable from Messrs. Joseph Lucas Ltd. in part exchange for the original.		
C87	1046668	DYNAMO (Generator)—Type C.40-1 ... 22700	1	
	7105123	DYNAMO (Generator)—Type C.40-1 ... 22705	1	Heavy Duty
C88	5037543	Brush set ... 227541	1	
C89	5037544	Brush spring set ... 227542	1	
	9188002	Bearing } ... 189307	1	
	9188045	Bearing } Drive end ... 189237	1	Superseded by 9198019
	9198019	Bearing } ...	1	Heavy Duty
	5030868	Nut, 1/8" U.N.F.—Armature ... 198800	1	
	9200034	Bushing—Bearing ... 227818	1	
	5039250	Oiler ... 54211097	1	
	5038807	Lucar set ... 54211890	1	
		CONTROL BOX		
		Note. A replacement Control box is available from Messrs. Joseph Lucas Ltd. in part exchange for the original.		
C90		CONTROL BOX—Type RB.340 ... 37344		Not supplied
	5038918	Cover ... 54381342	1	Superseded by 5044134
C91	5044134	Cover ... 54383303	1	
	7080136	Screw—Cover ... 1860088	2	
	5038920	Resistance—Swamp ... 54380438	1	
C92	5040241	Resistance—Field (Points) ... 54380084	1	
	39303180	Screw, 3/8" U.N.F. × 1 1/4" Pan Hd. ... } Control box ...	3	
	39313181	Screw, No. 10 U.N.F. × 1 1/4" ... } to body ...	3	Van
		Note. Remarks Mk. II also include Super.		

ELECTRICAL EQUIPMENT

Plate Ref.	Part Number	DESCRIPTION	No. per Veh.	REMARKS	
		IGNITION			
		Note. A replacement Distributor is obtainable from Messrs. Joseph Lucas Ltd. in part exchange for the original.			
	7100089	DISTRIBUTOR } Type 25D4 (High compression) 40905	1	Mk. I	
	7100420	DISTRIBUTOR } Type 25D4 (Low compression) 40968	1		
	7080052	Cover—Moulded 54412472	1		
	K.22438	Brush and spring 418856	1		
	K.24988	Rotor arm 400051	1		
	K.25986	Contact set 423153	1		
	K.25987	Condensor 423871	1		
	7080094	Vacuum unit (High compression) 54415625	1		
	7080189	Vacuum unit (Low compression) 54415212	1		
	5037524	Clip—Cover retaining 421824	2		
	5040609	Terminal bush and lead 54413549	1		
	K.25506	Clamping plate 421191	1		
	5037985	Driving dog 420620	1		
	7080301	DISTRIBUTOR } Type 25D4 (High compression) 41122	1		Mk. II
C93	7080302	DISTRIBUTOR } Type 25D4 (Low compression) 41129	1		Van & Mk. II
C94	7080052	Cover—Moulded 54412472	1	Mk. II	
C95	K.22438	Brush and spring 418856	1		
C96	K.24988	Rotor arm 400051	1		
C97	K.25986	Contact set 423153	1		
C98	K.25987	Condensor 423871	1		
	7080303	Vacuum unit (High compression) 54418074	1	Mk. II	
C99	5042065	Vacuum unit (Low compression) 54414923	1	Van & Mk. II	
C100	5037524	Clip—Cover retaining 421824	1	Mk. II	
C101	5040609	Terminal bush and lead 54413549	1		
C102	K.25506	Clamping plate 421191	1		
C103	5037985	Driving dog 420620	1		
		Distributor fixings—See Engine (Motor) Auxiliaries.			
	7105050	IGNITION COIL } Type HA.12 } 45132	1	Superseded by 1801109	
	1801109	IGNITION COIL } Type HA.12 } 45132	1	Mk. I	
C104	1801173	IGNITION COIL —Type 11C.12 45190	1	Van & Mk. II	
C105	K.12519	Acorn nut 408120	1	Superseded by 5037291	
C106	P.44927	Split washer 185015	1		
	9227111	Connector } Lucar 54190096	2	Mk. I	
C107	5037291	Connector } Lucar 54190096	2		
		IGNITION COIL } Type } U.S.A. and 45139		Van & Mk. II	
		IGNITION COIL } BA.7 } Canada 45181			
		Ballast resistor—Type 2BR 47170		U.S.A. & Canada	
		Ignition coil fixings—See Engine (Motor) Auxiliaries.			
	7080127	High tension cable No. 1 54933865	1	Van	
	7080128	High tension cable No. 2 } Complete 54933866	1		
	7080129	High tension cable No. 3 } with clip 54933867	1		
	7080130	High tension cable No. 4 } 54933868	1		
	7100153	High tension cable } Coil to distributor 54932167	1	Van	
	7100655	High tension cable } Coil to distributor 1	1		
	7080125	Terminal cap—Sparking plug P.90	4	Superseded ignition	
	7100381	High tension cable No. 1 54934011	1		
	7100382	High tension cable No. 2 } Complete with suppressor 54934014	1		
	7100383	High tension cable No. 3 } and terminal cap 54934015	1		
	7100384	High tension cable No. 4 } 54933729	1		
	7100385	High tension cable—Coil to distributor 54933729	1		
	7100386	Screen cover	1		
	7100387	Cap—Cover	2		
		Note. Remarks Mk. II also include Super.			

ELECTRICAL EQUIPMENT

Plate Ref.	Part Number	DESCRIPTION	No. per Veh.	REMARKS
		IGNITION--continued		
	7102597	Plastic cover—Distributor		Not supplied
	7102598	Plastic cover—Sparking plug lead	4	Special Export
	9227046	SPARKING PLUG—Type KLG FE.75	4	Superseded by 9227015
	9227015	SPARKING PLUG—Type Champion N5	4	Up to the intro. of 9227083
	9227083	SPARKING PLUG—Type KLG FE.70A Set of 4	1	From * Note
		*Note. From B.42,1,000994 Standard, B.41,1,046445 De-luxe, Chamois Mk. I, up to Van and Mk. II Models		
	9227025	SPARKING PLUG—Type Champion N9Y	4	Van & Mk. II
	7105033	BATTERY—32 Amp/Hour 54028965	1	Superseded by 1801124
	1801124	BATTERY—28 Amp/Hour 54028967	1	Mk. I
	7105034	BATTERY—38 Amp/Hour 54028553	1	Superseded by 1801127
	1801127	BATTERY—35 Amp/Hour 54028555	1	Mk. I Special Export
	1801121	BATTERY—28 Amp/Hour DZ.7/9	1	Van & Mk. II models
	1801118	BATTERY—35 Amp/Hour DZ.9	1	Mk. II Special Export
	7105113	Battery cover (Not supplied)	1	Heavy Duty Export
	9056027	Screw—Battery lug 24188655	1	
	19504062	Bolt, 1/4" U.N.F. x 3/4"	2	
	9067112	Washer, 1/4" plain	2	Alternative fixings
	9068010	Washer, 1/4" plain	2	
	9510041	Nut, 1/4" U.N.F.	2	
	19504041	Bolt, 1/4" U.N.F. x 1/2"	2	Superseded by 5220690
	5220690	Bolt, 1/4" U.N.F. x 1/2"	2	
	9661162	Washer, 1/4" spring	2	Superseded by 5220723
	5220723	Washer, 1/4" spring	2	Early models
	9067015	Washer, 1/4" plain	2	
		Battery cradle—See Body panels.		
	7200022	Strap } Battery retaining	1	Mk. I
	7200023	Rod }	2	
	7200024	Sleeve—Strap	1	
	9067015	Washer, 1/4" plain (Superseded by 9068010)	2	
	9068010	Washer, 1/4" plain	2	
	9660162	Washer, 1/4" spring } Rods to (Superseded by 5220722)	2	
	5220722	Washer, 1/4" spring } strap	2	
	9510040	Nut, 1/4" U.N.F.	2	
	7210231	Strap	1	
	7210232	Rod } Battery	1	
B108	7210232	Rod strap } retaining	2	Van & Mk. II Models
B109	9023026	Wing nut }	2	
B110	7210198	Rubber plug—Battery panel	4	
B111	7096094	Fibre glass panel repair kit	1	
		SCREEN (Windshield) WIPER		
		Note. A replacement Wiper motor is available from Messrs. Joseph Lucas Ltd. in part exchange for the original.		
A113	7080067	MOTOR UNIT 75450	1	
	5041121	Parking limit switch 54712982	1	
	K.28491	Brush set 729367	1	
	7080062	Brush spring 735631	1	
A114	K.24062	Inner cable (Crosshead and rack) 743235	A/R	Cut to suit
A115	7105005	Wheel box 72711	2	
A116	5039515	Grommet—Front 745145	2	
A117	7080064	Grommet—Rear ... } Wheel box 745144	2	
A118	P.45645	Nut 153511	2	
		Note. Remarks Mk. II also include Super.		

ELECTRICAL EQUIPMENT

Plate Ref.	Part Number	DESCRIPTION	No. per Veh.	REMARKS
SCREEN (Windshield) WIPER—continued				
A119	7080065	Arm—R.H.D. 54711545	2	
	7080161	Arm—L.H.D. 54711544	2	
A120	5037429	Blade 54711283	2	
A121	5038202	Rubber and spring 54711281	2	
A122	5220189	Cap—Blade retaining 737916	4	
A123	7105006	Tube—R.H.D. } Motor to 54714870	1	
	7105007	Tube—L.H.D. } wheel box 54714872	1	
A124	7105026	Tube—Wheel box to wheel box 54714871	1	
A125	1044930	Tube—Extension 740746	1	
A126	1045489	Grommet—Screen wiper tube 740811	1	
A127	7202511	Wiper motor mounting bracket	1	
	19803051	Bolt, No. 10 U.N.F.	3	Superseded by 5220227
	5220227	Bolt, No. 10 U.N.F. ... } Mounting bracket	3	
	9067008	Washer, $\frac{3}{8}$ " plain ... } to body	3	
	9663122	Washer, $\frac{3}{8}$ " shakeproof }	3	
FLASHER				
C128	1046994	FLASHER UNIT } Type FL.5 35020	1	
	1801169	FLASHER UNIT } 35040A	1	Germany
	9020046	Nut, No. 10 spire ... } Flasher unit	1	
	9774083	Screw, No. 10 U.N.F. $\times \frac{1}{2}$ " ... } to	1	
	9067010	Washer, $\frac{3}{8}$ " plain ... } mounting (S'ced by 9096073)	1	} Early Cars
	9096073	Washer, $\frac{3}{8}$ " plain ... } bracket	1	
HORNS				
Note. A replacement Horn is obtainable from Messrs. Joseph Lucas Ltd. in part exchange for the original.				
	1800125	HORN } High note 54068008	1	Superseded by 1801114
	1801114	HORN } 54068143	1	
	1800233	HORN } Low note 54068009	1	Superseded by 1801115
	1801115	HORN } 54068087	1	
	7105105	HORN } High note 54068079	1	Superseded by 1801112 N. America
	1801112	HORN } 54068146	1	
	7105106	HORN } Low note 54068078	1	Superseded by 1801113 N. America
	1801113	HORN } 54068145	1	
CABLES, GROMMETS, CONNECTORS AND CLIPS				
	7105037	MAIN HARNESS—R.H.D. 54932340 (Superseded by 7105130)	1	} Mk. I & Mk. II De Luxe Up to the introduction of 7105129/30 } Mk. I & Mk. II De Luxe From * Note
	7105038	MAIN HARNESS—L.H.D. 54932341	1	
	7105130	MAIN HARNESS—R.H.D. 54938112	1	
	7105129	MAIN HARNESS—L.H.D. 54938113	1	
*Note. From B41,2,000009 R.H.D., B41,2,000117 L.H.D.				
	7105094	MAIN HARNESS—R.H.D. 54936101	1	} Chamois Mk. I up to the introduction of 7105131/32 } Chamois Mk. I From † Note
	7105095	MAIN HARNESS—L.H.D. 54936102	1	
	7105132	MAIN HARNESS—R.H.D. 54938114	1	
	7105131	MAIN HARNESS—L.H.D. 54938115	1	
†Note. From B.43,1,002500 R.H.D., B.43,1,002651 L.H.D., up to Mk. II.				

ELECTRICAL EQUIPMENT

Plate Ref.	Part Number	DESCRIPTION	No. per Veh.	REMARKS
		CABLES, ETC.—continued		
	7105184	MAIN HARNESS	1	Van
	7105164	MAIN HARNESS } R.H.D.	1	Super
	7105160	MAIN HARNESS	1	Mk. II Chamois
	7105183	MAIN HARNESS } L.H.D.	1	Van
	7105163	MAIN HARNESS	1	See * Note
		*Note. Super, West Germany.		
	7105161	MAIN HARNESS—L.H.D. ...	1	See † Note
		†Note. Mk. II Chamois, Mk. II Sunbeam Chamois.		
	7105165	MAIN HARNESS—L.H.D. ...	1	Super
	7105039	REAR HARNESS ... 54932342	1	Mk. I Imp
	7105096	REAR HARNESS ... 54936103	1	Mk. I Chamois
	7105140	REAR HARNESS ...	1	Van
	7105159	REAR HARNESS ... 54939168	1	Mk. II
	7105043	Cable—Battery negative to starter solenoid ... 54932345	1	} Mk. I
	7105044	Cable—Battery positive to earth ... 812406	1	
	7105042	Cable—Starter solenoid to starter motor ... 54932344	1	
	7105040	Cable—Engine (Motor) to earth ... 999709	1	
	7105153	Cable—Battery positive to starter solenoid ...	1	} Mk. II
	7105152	Cable—Battery negative to earth ...	1	
	7105042	Cable—Starter solenoid to starter motor ... 54932344	1	
	7105040	Cable } Engine (Motor) ...	1	
	7105174	Cable } to earth ...	1	Mk. II up to the intro. of 7105174
		*Note. From B.41,2,002883 De-luxe, B.44,2,004198 Super, B.73,2,001749 Chamois.		Mk. II from * Note
	7105155	Cable—Battery positive to starter solenoid ...	1	} Van
	7105152	Cable—Battery negative to earth ...	1	
	7105143	Cable—Starter solenoid to starter motor ...	1	
	7105040	Cable } Engine (Motor) ... (Up to B.46,2,001206)	1	
	7105174	Cable } to earth ... (From B.46,2,001207)	1	} Mk. I
	7105122	Cable—Battery negative ...	1	
	7105121	Cable—Battery positive ...	1	
	7105120	Dust cover ...	2	
	7105071	Cable—Thermal warning switch to oil pressure switch 54934770	1	Heavy Duty Export
	9118503	Grommet—Engine compartment—Rear harness ...	1	For use with Thermal warning switch
	9119553	Grommet—Blanking low tone horn fixing holes ...	2	Export Van
	9118529	Grommet—Air intake horn lead ...	1	Models fitted with high tone horns only
	9118546	Grommet—Engine compartment lid—Rear number plate lead ...	1	} Early Models
	9118546	Grommet—Watershield (Radiator)—Stoplight lead ...	1	
C129	9227100	Lucar connector, 12 amp. (Female) ... 54942078	A/R	
C130	9227101	Lucar connector, 35 amp. (Female) ... 54942079	A/R	
	P.40883	Connector, single (Rubber covered) ... 900288	A/R	
	P.41405	Metal end—Connector ... 900269	A/R	
	9178579	Clip } Rear number plate lamp lead ...	2	} Up to the intro. of 9178666
	9178666	Clip } to engine compartment lid ...	2	
		*Note. From B.41,1,008938 De-luxe, B.42,1,000101 Standard.		From * Note
	7205174	Clip—Interior lamp cable ...	1	Chamois
	7205007	Clip—Interior light cable to windshield header ...	1	} For use with 7105071
	P.43469	Plastic strip } Cable to ...	A/R	
	P.43470	Stud } clutch hose ...	1	

Note. Remarks Mk. II also include Super.

ELECTRICAL EQUIPMENT

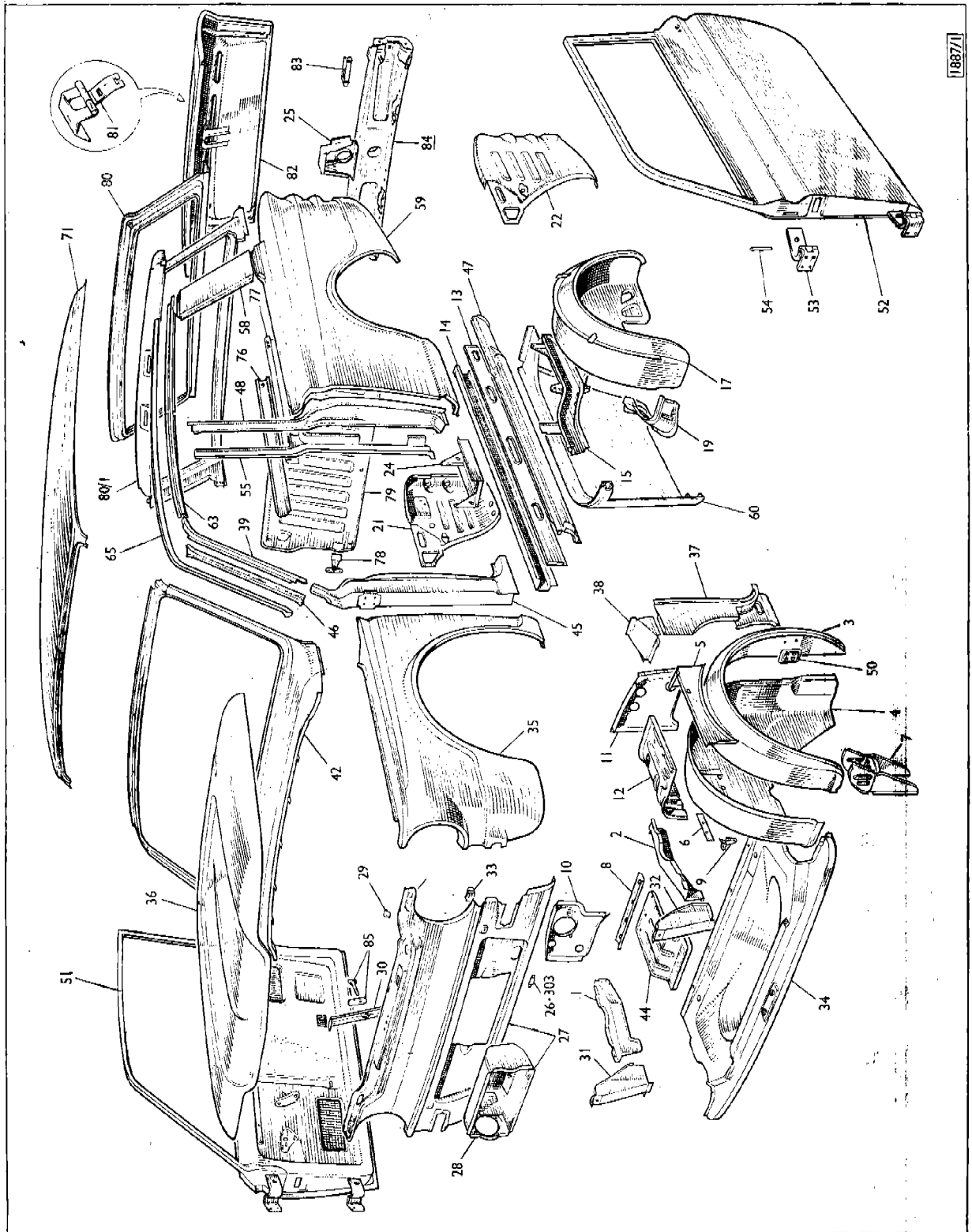
Plate Ref.	Part Number	DESCRIPTION	No. per Veh.	REMARKS

Publication No. 6601249

SECTION Q

BODY PANELS & BODY FITTINGS

BODY PANELS AND FITTINGS



1887/1

PLATE A—SECTION Q

BODY PANELS AND FITTINGS

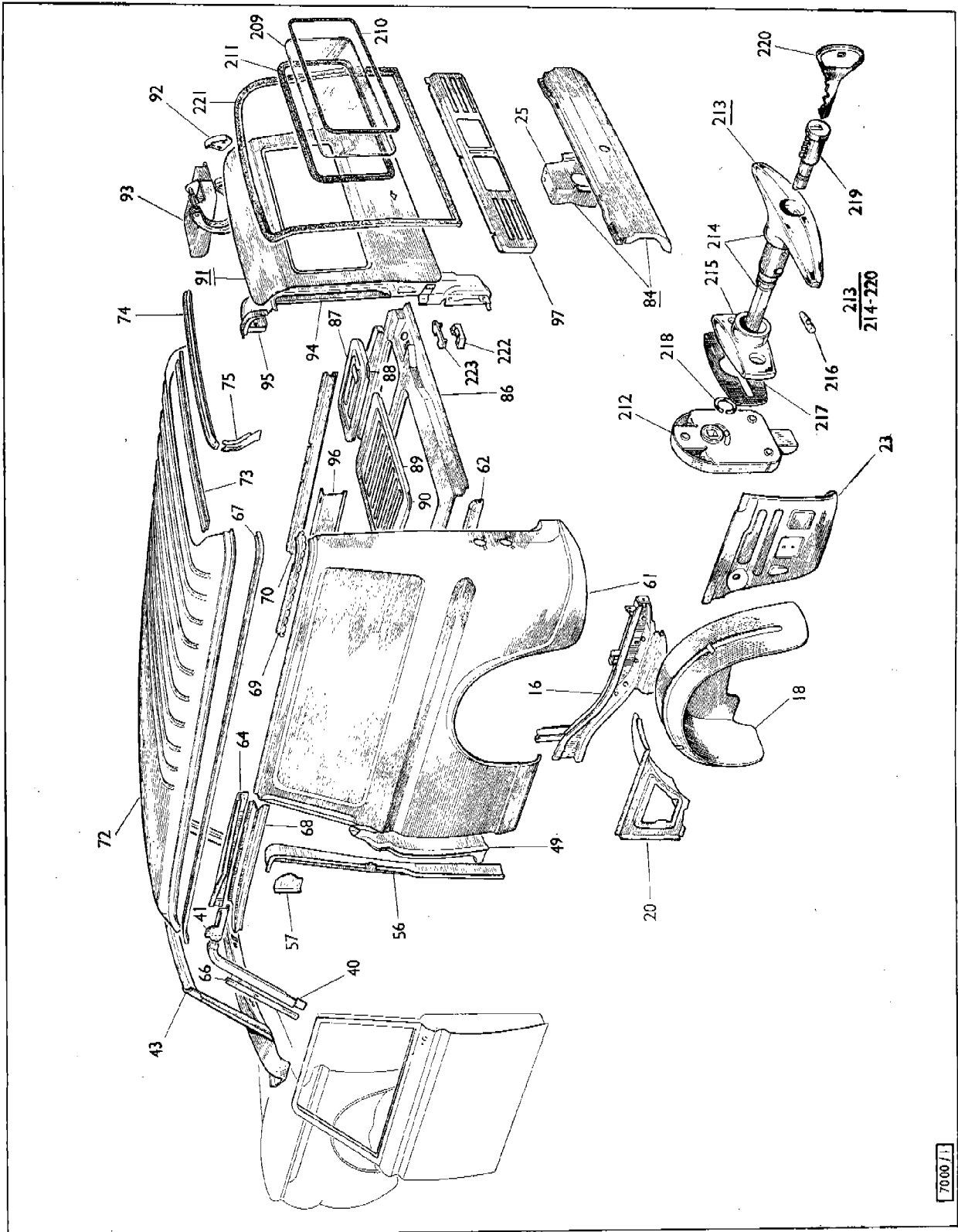


PLATE B — SECTION Q

BODY PANELS AND FITTINGS

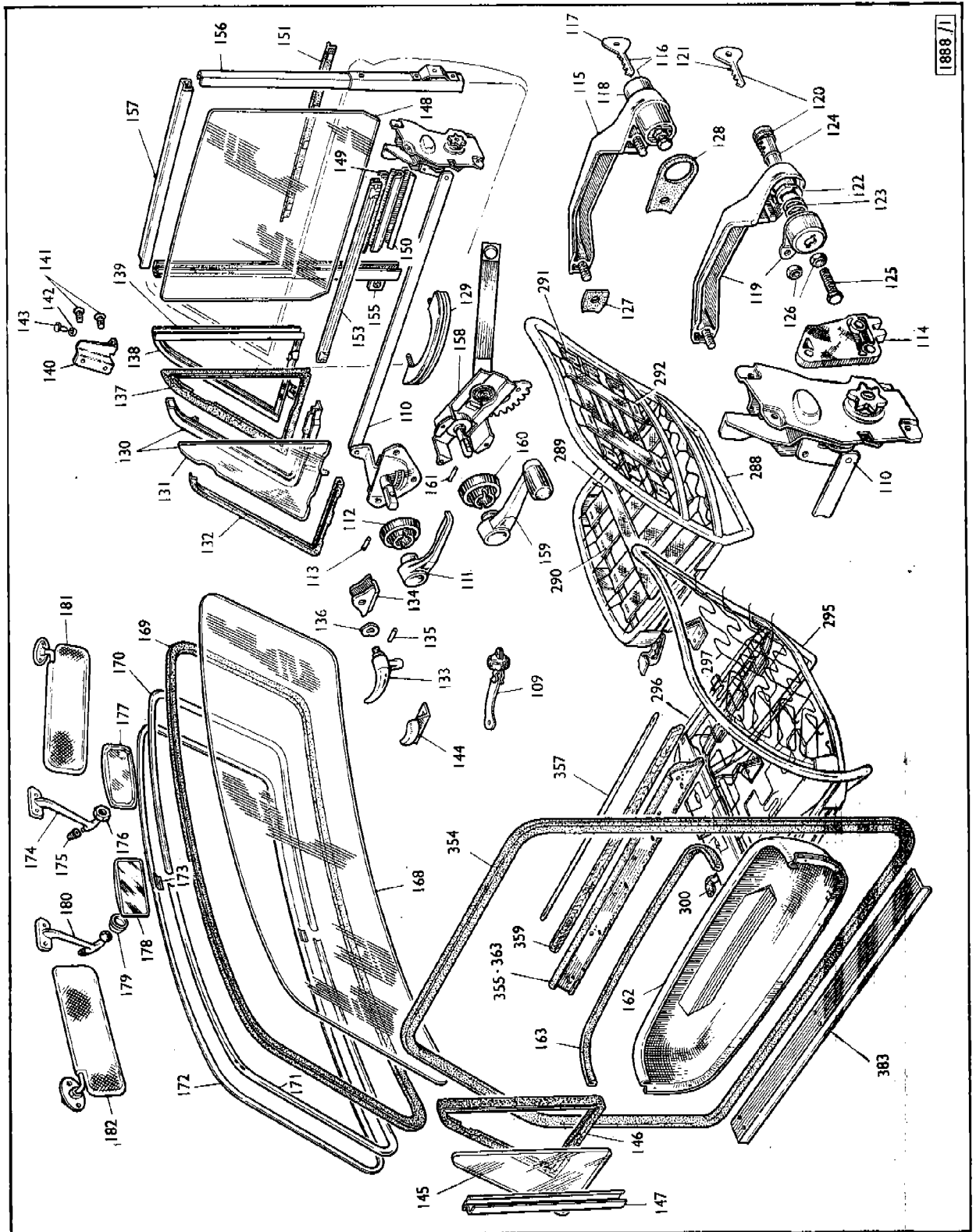
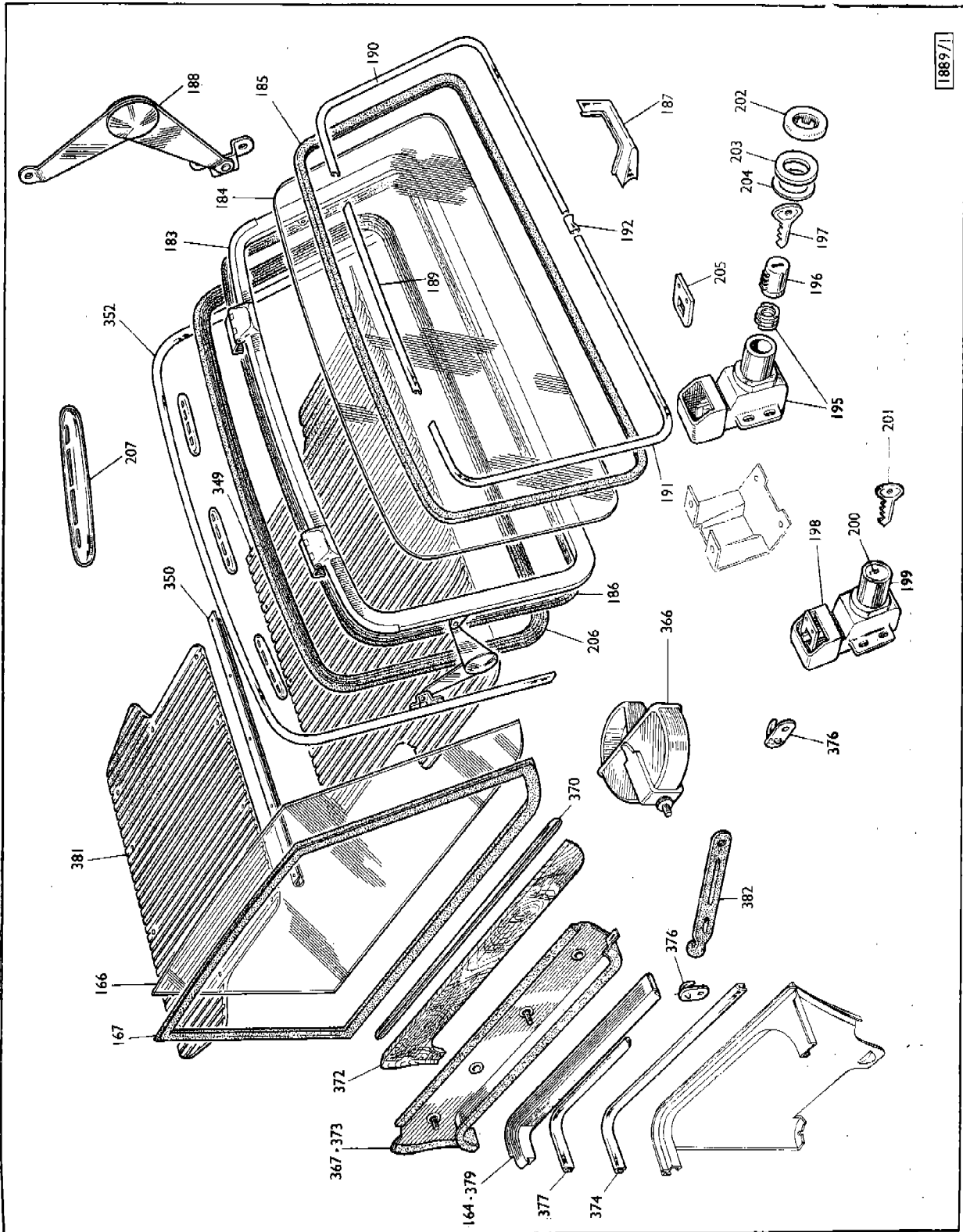


PLATE C—SECTION Q

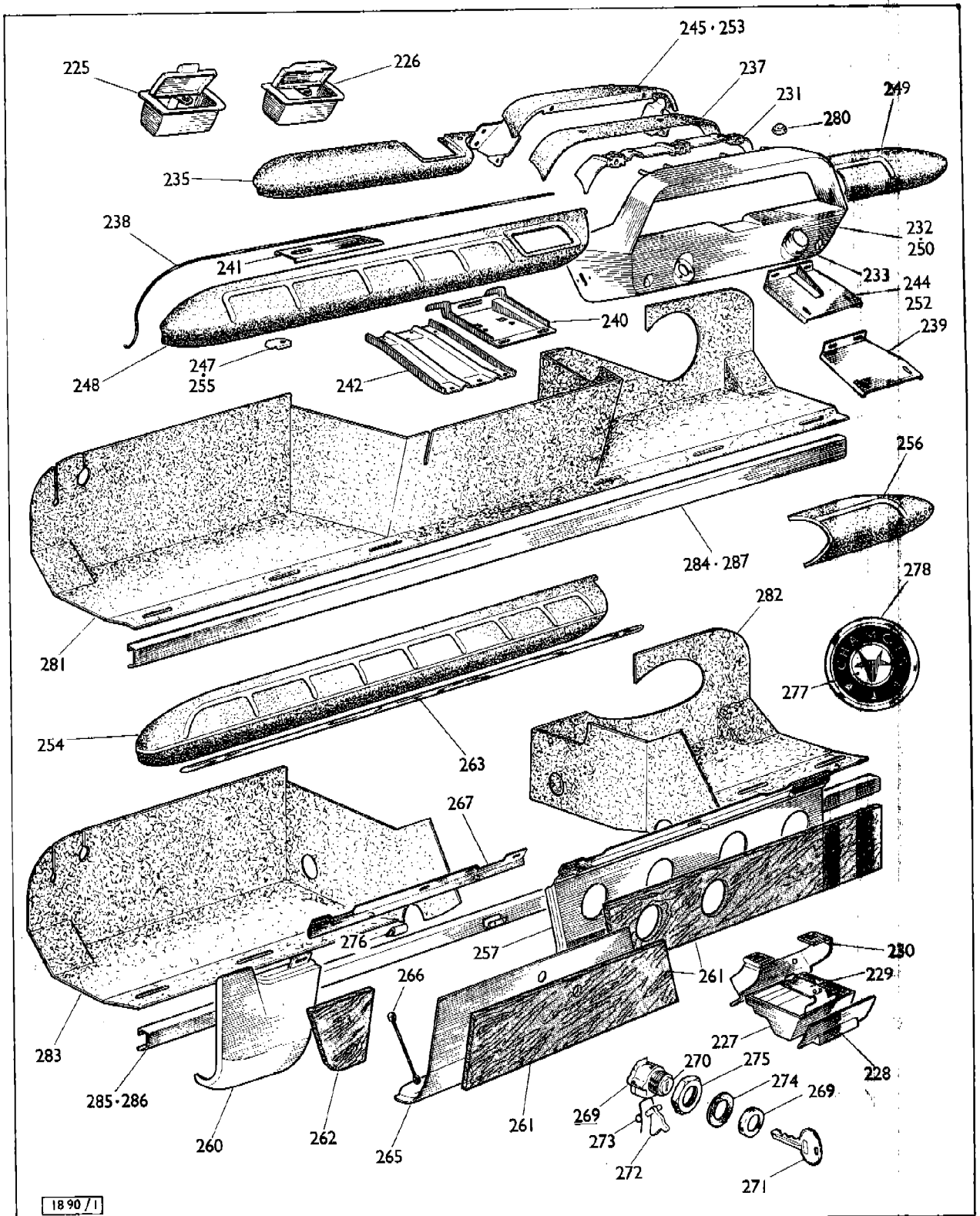
BODY PANELS AND FITTINGS



1889/1

PLATE D — SECTION D

BODY PANELS AND FITTINGS



18 90 / 1

PLATE E — SECTION Q

BODY PANELS AND FITTINGS

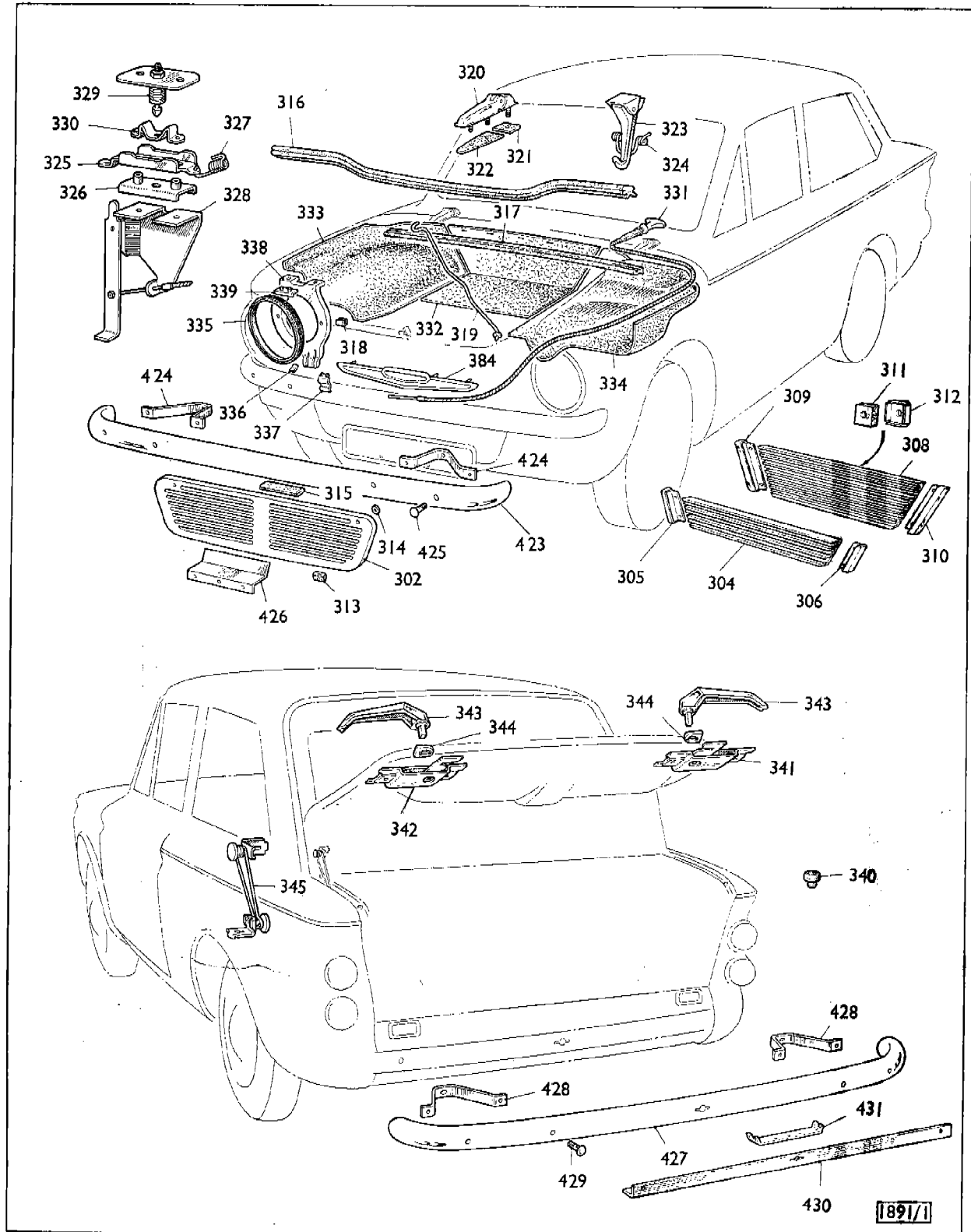


PLATE F—SECTION Q

BODY PANELS AND FITTINGS

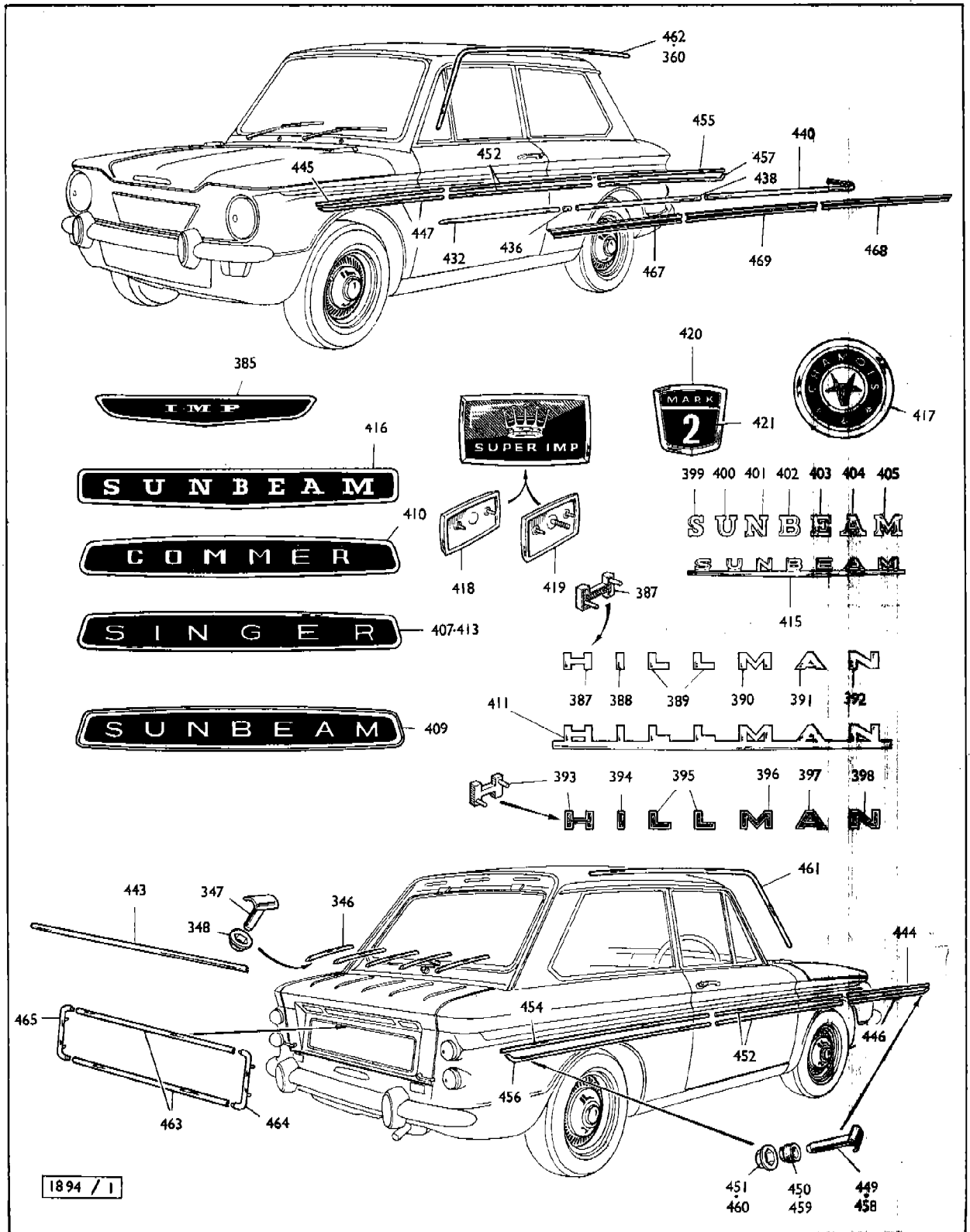
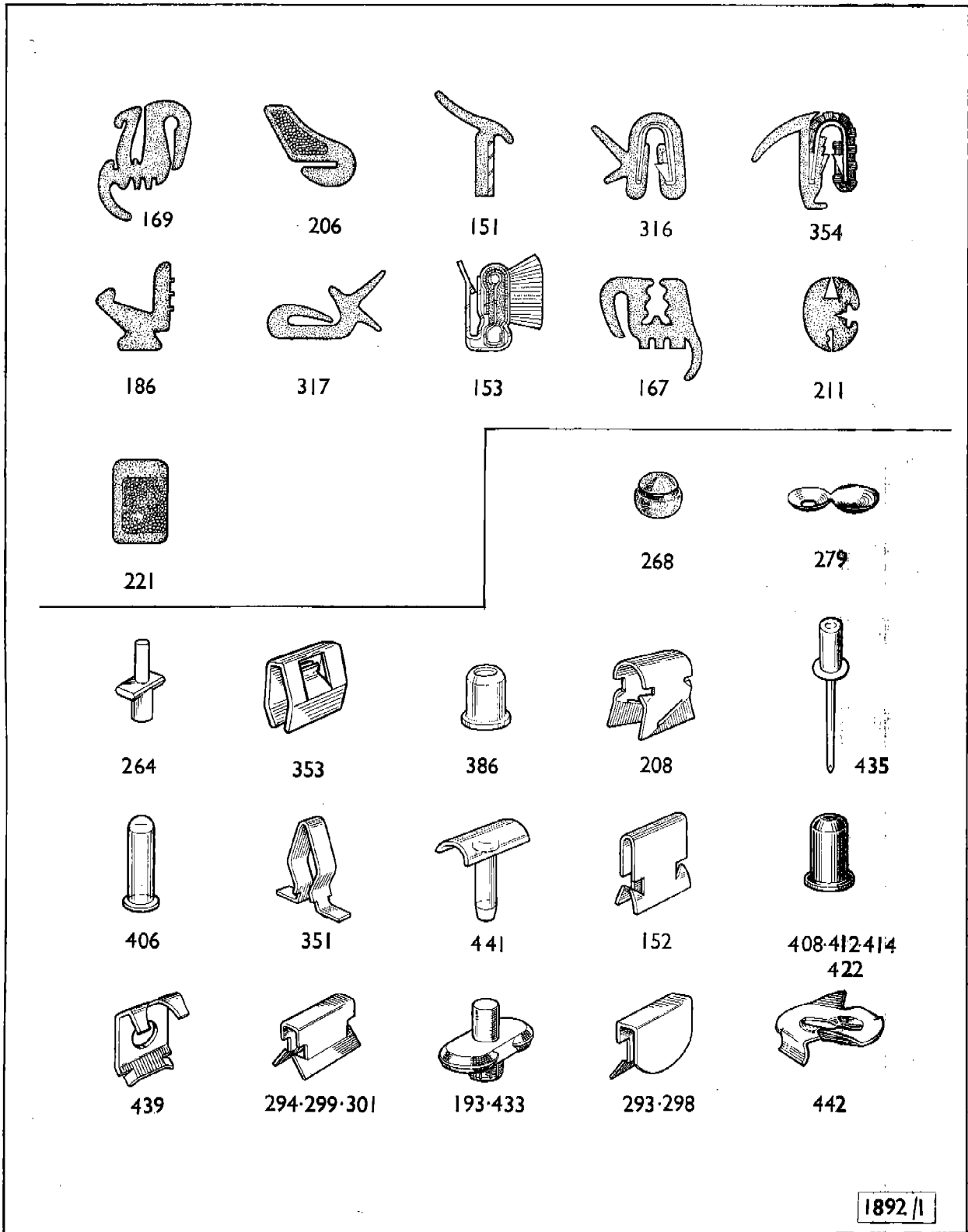
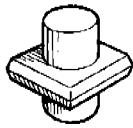


PLATE G—SECTION Q

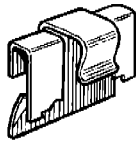
BODY PANELS AND FITTINGS



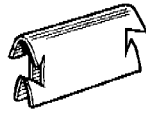
BODY PANELS AND FITTINGS



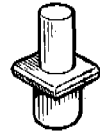
466



154



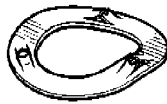
165-375-378



434 · 448 · 453



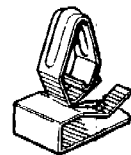
224



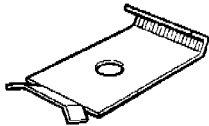
234-251



194



362



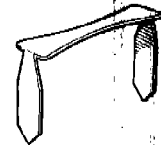
470



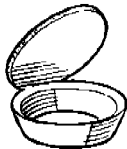
356-365-368



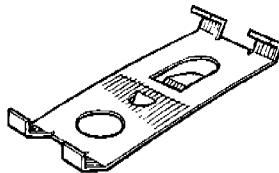
307




358-371



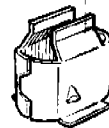
236



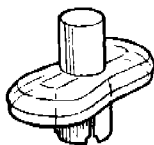
364



380



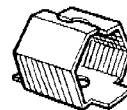
369



361-437



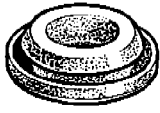
259




258

7002


BODY PANELS AND FITTINGS




99




103




105




101



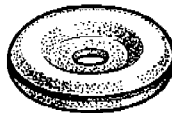
104



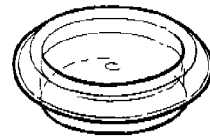
100
246



108




102



98



106



107



243

7001

BODY PANELS

Plate Ref.	Part Number	DESCRIPTION	No. per Veh.	REMARKS
	7203900	BODY SHELL	1	} Superseded by 7096039 } See Data 2G/282 } Imp } Chamois } Super } Van
	7096016	BODY SHELL	1	
	7096039	BODY SHELL	1	
	7096066	BODY SHELL	1	
	7096116	BODY SHELL	1	
	7096090	BODY SHELL	1	
		Note. Body Shell supplied less the following: Bonnet, Doors, Engine compartment lid, Rear lower crossmember, and Rear squab panel. Van is also less Rear tailgate, Filler panel, Battery and Engine inspection covers.		
		UNDERFRAME SECTION		
A1	7203340	Longitudinal member c/w mounting bracket—O/S (R.H.)	1	} Up to the introduction of 7205056/7 } Models with raised Side lamps. See Note
A2	7203341	Longitudinal member c/w mounting bracket—N/S (L.H.)	1	
	7205056	Longitudinal member c/w mounting bracket—O/S (R.H.)	1	
	7205057	Longitudinal member c/w mounting bracket—N/S (L.H.)	1	
		*Note. The above change concerns the raising of the side lamps by 1/2 inch, introduction was spread over a period from the following Chassis numbers: B.41,1,027481 De Luxe, B.42,1,000237 Standard. All models from Body number 29894 onwards have raised side lamp condition; Body number is to be found on a plate fixed to the N/S (L.H.) face of Bonnet locking platform, see also Data 2G/264.		
A3	7201390	Wheelarch outer panel—O/S (R.H.)	1	} Front
	7201391	Wheelarch outer panel—N/S (L.H.)	1	
	7201392	Wheelarch inner panel—O/S (R.H.)	1	} front fender
A4	7201393	Wheelarch inner panel—N/S (L.H.)	1	
	7201410	Closing panel—O/S (R.H.)	1	} Wheelarch to front fender
A5	7201411	Closing panel—N/S (L.H.)	1	
A6	7201466	Reinforcement plate—Front suspension	2	
A7	7203320	Front spring reinforcement panel	2	
A8	7203306	Reinforcement channel—Front suspension member	1	
	7203370	Petrol tank support bracket—O/S (R.H.)	1	
A9	7203371	Petrol tank support bracket—N/S (L.H.)	1	
A10	7201326	Outer panel—O/S (R.H.)	1	} Dash
A11	7201327	Outer panel—N/S (L.H.)	1	
	7201412	Doubling panel—O/S (R.H.)	1	
A12	7203343	Doubling panel—N/S (L.H.)	1	
	7201484	Sill inner panel—O/S (R.H.)	1	
A13	7201485	Sill inner panel—N/S (L.H.)	1	
	7201310	Sill ducting panel—O/S (R.H.)	1	
A14	7201311	Sill ducting panel—N/S (L.H.)	1	
	7203304	Longitudinal member—O/S (R.H.)	1	
A15	7203305	Longitudinal member—N/S (L.H.)	1	
	7203304	Longitudinal member—O/S (R.H.)	1	} Van
B16	7206411	Longitudinal member—N/S (L.H.)	1	
	7203394	Wheelarch—O/S (R.H.)	1	} Rear
A17	7203395	Wheelarch—N/S (L.H.)	1	
	7206302	Wheelarch—O/S (R.H.)	1	
B18	7206303	Wheelarch—N/S (L.H.)	1	} Van
	7203378	Reinforcement panel—Intermediate floor to wheelarch—O/S (R.H.)	1	
A19	7203379	Reinforcement panel—Intermediate floor to wheelarch—N/S (L.H.)	1	
	7206224	Reinforcement panel—'B' post to wheelarch—O/S (R.H.)	1	} Van
B20	7206225	Reinforcement panel—'B' post to wheelarch—N/S (L.H.)	1	

BODY PANELS

Plate Ref.	Part Number	DESCRIPTION	No. per Veh.	REMARKS
		BODY SHELL—continued		
		UNDERFRAME—continued		
A21	7203108	Engine compartment side panel—O/S (R.H.)	1	} Van
A22	7203109	Engine compartment side panel—N/S (L.H.)	1	
	7206382	Engine compartment side panel—O/S (R.H.)	1	
B23	7206319	Engine compartment side panel—N/S (L.H.)	1	
A24	7203375	Battery cradle	1	
AB25	7203103	Engine mounting bracket — Rear (Part of 7096051 Rear crossmember)	1	See Body fittings for Rear lower crossmember
		BODY SHELL SECTION		
		Grille panel—See Front grille body fittings.		
A26		Retaining bracket—Grille—See Front grille body fittings.		
	7201019	Grille surround panel c/w bonnet locking platform	1	} Superseded by 7203507
	7203507	Grille surround panel c/w bonnet locking platform	1	
A27	7096093	Grille surround panel c/w air intake box	1	} Up to the introduction of 7096092
	7205058	Grille surround panel c/w bonnet locking platform	1	
	7205060	Grille surround panel c/w bonnet locking platform	1	} Superseded by 7096092
	7096053	Grille surround panel c/w bonnet locking platform	1	
	7096092	Grille surround panel c/w air intake box	1	Models fitted with raised side lamps
A28	7203101	Air intake box	1	See † Note
A29	7201101	Mounting bracket—Bonnet stay	1	
A30	7203102	Brace—Intake box to bonnet locking platform	1	
A31	7203338	Mounting bracket—O/S (R.H.)	1	} Up to the introduction of 7205064/5
A32	7203339	Mounting bracket—N/S (L.H.) } Front	1	
	7205064	Mounting bracket—O/S (R.H.) } bumper	1	
	7205065	Mounting bracket—N/S (L.H.) }	1	
	7203124	Pivot bracket—O/S (R.H.) } Headlamp	1	
A33	7203125	Pivot bracket—N/S (L.H.) } mounting	1	} Models fitted with raised side lamps. See † Note
A34	7203374	Spare wheel floor panel	1	
	7201048	Front wing (Fender) panel, O/S (R.H.) (Superseded by 7096017)	1	} Up to the introduction of 7205076/7
	7096017	Front wing (Fender) panel, O/S (R.H.)	1	
	7201049	Front wing (Fender) panel, N/S (L.H.) (Superseded by 7096018)	1	
	7096018	Front wing (Fender) panel, N/S (L.H.)	1	
	7205076	Front wing (Fender) panel, O/S (R.H.)	1	
A35	7205077	Front wing (Fender) panel, N/S (L.H.)	1	} Models with raised side lamps. See † Note
	7096009	Bonnet panel	1	
	7206112	Bonnet panel	1	} Superseded by 7096042
A36	7096042	Bonnet panel	1	
	7203028	Dash side panel—O/S (R.H.)	1	} Not applicable to Van
A37	7203029	Dash side panel—N/S (L.H.)	1	
	7201166	Closing panel—O/S (R.H.) } 'A' post to	1	} Van
A38	7201167	Closing panel—N/S (L.H.) } Wing (Fender) front	1	
	7201132	'A' post upper panel—O/S (R.H.)	1	
A39	7201133	'A' post upper panel—N/S (L.H.)	1	
	7206260	'A' post upper panel—O/S (R.H.)	1	
B40	7206261	'A' post upper panel—N/S (L.H.)	1	} Van
	7206256	'A' post upper extension panel—O/S (R.H.)	1	
B41	7206257	'A' post upper extension panel—N/S (L.H.)	1	
		†Note. The above change concerns the raising of the side lamps by ¼ inch, introduction was spread over a period from the following Chassis numbers: B.41,1,027481 De Luxe, B.42,1,000237 Standard. All models from Body number 29894 onwards have raised side lamp condition; Body number is to be found on a plate fixed to the N/S (L.H.) face of Bonnet locking platform—See also Data 2G/264.		

BODY PANELS

Plate Ref.	Part Number	DESCRIPTION	No. per Veh.	REMARKS
		BODY SHELL—continued		
	7096010	Windscreen (Windshield) aperture panel c/w header ...	1	Superseded by 7206120
A42	7206120	Windscreen (Windshield) aperture panel c/w header ...	1	
B43	7206340	Windscreen (Windshield) aperture panel ...	1	Van
	7202525	Cover plate } Pedal ...	1	Superseded by 7202508
A44	7202508	Cover plate } unit ...	1	
	19505041	Screw, $\frac{1}{8}$ " U.N.F. \times $\frac{1}{2}$ " ...	7	Superseded by 5220683
	5220683	Screw, $\frac{1}{8}$ " U.N.F. \times $\frac{1}{2}$ " ...	7	
	7202504	Cover plate—Steering column cut-out ...	1	
	7102538	Gasket—Cover plate to toe board ...	1	
	39304080	Screw, $\frac{1}{4}$ " U.N.F. \times $\frac{1}{2}$ "—Steering column cut-out to body ...	2	
	7203016	'A' post lower panel—O/S (R.H.) ...	1	
A45	7203017	'A' post lower panel—N/S (L.H.) ...	1	
	7201140	'A' post finisher panel—O/S (R.H.) ...	1	
A46	7201141	'A' post finisher panel—N/S (L.H.) ...	1	Not applicable to Van
	7201064	Sill outer panel—O/S (R.H.) ...	1	
A47	7201065	Sill outer panel—N/S (L.H.) ...	1	
	7203070	'B' post panel—O/S (R.H.) ...	1	
A48	7203071	'B' post panel—N/S (L.H.) ...	1	
	7206296	'B' post panel—O/S (R.H.) ...	1	
B49	7206297	'B' post panel—N/S (L.H.) ...	1	Van
A50	7203107	Attachment plate—Lower door hinge ...	2	
	7203034	Door c/w hinges } ...	1	Superseded
	7205112	Door c/w hinges } O/S (R.H.) ...	1	by 7096048
A51	7096048	Door c/w hinges } ...	1	
	7203035	Door c/w hinges } ...	1	Superseded
	7205113	Door c/w hinges } N/S (L.H.) ...	1	by 7096047
A52	7096047	Door c/w hinges } ...	1	
A53	7202004	Door hinge ...	4	
A54	7096079	Hinge pin ...	4	
	7201122	'B' post finisher panel—O/S (R.H.) ...	1	
A55	7201123	'B' post finisher panel—N/S (L.H.) ...	1	
	7206220	'B' post finisher panel—O/S (R.H.) ...	1	
B56	7206221	'B' post finisher panel—N/S (L.H.) ...	1	Van
	7206248	Closing plate, 'B' post finisher—O/S (R.H.) ...	1	
B57	7206249	Closing plate, 'B' post finisher—N/S (L.H.) ...	1	
	7201062	Rear quarter panel—O/S (R.H.) } Upper ...	1	Not applicable
A58	7201063	Rear quarter panel—N/S (L.H.) } ...	1	to Van
	7201078	Rear quarter panel } ...	1	Superseded
	7096011	Rear quarter panel } O/S (R.H.) ...	1	by 7205118
	7205118	Rear quarter panel } ...	1	Not applicable to Van
	7201079	Rear quarter panel } Lower ...	1	Superseded
	7096012	Rear quarter panel } N/S (L.H.) ...	1	by 7205119
A59	7205119	Rear quarter panel } ...	1	
	7203380	Panel luggage pocket—Inner—O/S (R.H.) ...	1	Not applicable to Van
A60	7203381	Panel luggage pocket—Inner—N/S (L.H.) ...	1	
	7206204	Tonneau side panel—O/S (R.H.) ...	1	
B61	7206205	Tonneau side panel—N/S (L.H.) ...	1	
	7206212	Extension panel—O/S (R.H.) } Tonneau side ...	1	Van
	7206213	Extension panel—N/S (L.H.) } ...	1	
B62	7206362	Seal—Side panel to floor ...	4	
	7201110	Cantrail panel—O/S (R.H.) ...	1	
A63	7201111	Cantrail panel—N/S (L.H.) ...	1	
	7206236	Cantrail panel—O/S (R.H.) ...	1	
B64	7206237	Cantrail panel—N/S (L.H.) ...	1	Van
	7202002	Drip moulding panel—O/S (R.H.) ...	1	
A65	7202003	Drip moulding panel—N/S (L.H.) ...	1	

BODY PANELS

Plate Ref.	Part Number	DESCRIPTION	No. per Veh.	REMARKS
		BODY SHELL—continued		
B66	7206214	Drip moulding—O/S (R.H.)	1	} Van
	7206215	Drip moulding—N/S (L.H.)	1	
	7206222	Drip moulding—Rear—O/S (R.H.)	1	
B67	7206223	Drip moulding—Rear—N/S (L.H.)	1	
	7206210	Roof filler—Door aperture—O/S (R.H.)	1	
B68	7206211	Roof filler—Door aperture—N/S (L.H.)	1	
	7206274	Filler—O/S (R.H.) } Tonneau to	1	
B69	7206275	Filler—N/S (L.H.) } rear pillar	1	
	7206219	Closing plate—Tonneau side	2	
B70	7206238	Finisher—O/S (R.H.) } Waist rail	1	
	7206239	Finisher—N/S (L.H.) }	1	
A71	7201003	ROOF PANEL	1	} Van
B72	7206201	ROOF PANEL	1	
B73	7206242	Reinforcement—Roof panel	1	
B74	7206268	Drain channel—Roof centre	1	
	7206306	Drain channel—O/S (R.H.) } Roof	1	
B75	7206307	Drain channel—N/S (L.H.) }	1	
	7203134	Quarter light finisher—O/S (R.H.)	1	
A76	7203135	Quarter light finisher—N/S (L.H.)	1	
A77	7202011	Trim pad retainer—Quarter light finisher	2	
A78	7203300	Pivot bracket—Rear squab	2	
A79	7202528	Rear squab panel	1	Not supplied with Body Shell
	7096013	Back light aperture panel	1	Superseded by 7205117
A80	7205117	Back light aperture panel	1	
A80/1	7204106	Back light aperture finisher panel	1	
	7096015	Engine compartment lid hinge	2	Superseded by 7205052
A81	7205052	Engine compartment lid hinge	2	
	7202513	Cover plate—Back light lock (Cut-out)	1	
	9772063	Screw, No. 6 U.N.F. × 3/8" } Back light lock	4	Superseded by 5220721
	5220721	Screw, No. 6 U.N.F. × 3/8" } cut-out to body	4	
	7203085	Engine compartment lid	1	Superseded by 7205116
	7096014	Engine compartment lid	1	See Data 2G/293
A82	7205116	Engine compartment lid	1	Not supplied with Body Shell
	7201174	Engine compartment lid lock bracket—O/S (R.H.)	1	
A83	7201175	Engine compartment lid lock bracket—N/S (L.H.)	1	
	7201002	Rear lower panel	1	Superseded by 7096051
	7202520	Rear lower crossmember	1	
AB84	7096051	Rear lower crossmember, panel and engine mounting bracket— (Not supplied with Body Shell)	1	See also Rear lower crossmember
	7202502	Clamping plate	1	Superseded by 7200687
	7202512	Butterfly screw	1	
	7200687	Clamping plate } Spare wheel fixing	1	
A85	7210020	Clamping plate	1	Chamois
B86	7206304	REAR FLOOR ASSEMBLY	1	} Van
B87	7206278	Inspection panel—Battery aperture	1	
B88	7206370	Seal—Inspection panel	1	
	9127019	Dzus fastener	1	
	9127089	Retaining spring—Dzus fastener	1	
B89	7206292	Inspection cover—Engine	1	
B90	7206363	Seal—Inspection cover	1	
	9127019	Dzus fastener	3	
	9127089	Retaining spring—Dzus fastener	3	
	7206414	Insulation—Inspection cover	1	

BODY PANELS

Plate Ref.	Part Number	DESCRIPTION	No. per Veh.	REMARKS
		BODY SHELL—continued		
		TAILGATE ASSEMBLY		
B91	7206334	Bracket—Support hinge leaf—O/S (R.H.)	1	} Van
B92	7206300	Bracket—Support hinge leaf—N/S (L.H.)	1	
	7206301	Tailgate hinge—O/S (R.H.)	1	
B93	7206376	Tailgate hinge—N/S (L.H.)	1	
	7206377	Spring—Tailgate hinge	4	
	7206422	Spindle—Tailgate hinge spring	2	
	7206423	Seal—Tailgate—See Tailgate Body Fittings.		
B94	7206246	Rear pillar panel—O/S (R.H.)	1	
B95	7206252	Support—Tailgate hinge	1	
	7206247	Rear pillar panel—N/S (L.H.)	1	
	7206253	Support—Tailgate hinge	1	
	7206380	Support—Tailgate hinge—O/S (R.H.)	1	
B96	7206381	Support—Tailgate hinge—N/S (L.H.)	1	
B97	7206347	Filler panel—Tailgate to panel (Not supplied with Body Shell)	1	For fixings see Tailgate Body Fittings
	7205041	Stiffener 8 slot fixing ... (Early models)	1	} For mechanical type throttle control
	7096080	Stiffener 4 slot fixing ... (Late models)	1	
	39333083	Screw, No. 10 U.N.F. × ½" } Stiffener	A/R	
	9661122	Washer, ⅜" spring } to body	A/R	
		GROMMETS		
		Note. The following Grommets and Plugs are not necessarily supplied with Body Shells, but are listed in this section for the sake of clarity.		
K98	7205084	Grommet—Paint drain holes	A/R	
K99	9119543	Grommet—Front sill paint drain holes	A/R	
K100	7200504	Grommet—Engine compartment and dash panel heater hose holes	A/R	
K101	9118503	Grommet—Engine compartment side	1	
K102	9118529	Grommet—Air intake box	1	
K103	9116014	Grommet—Dash centre	1	
	9118503	Grommet—Engine compartment lid	1	Chamois
K104	9118546	Grommet—Attachment plate water shield	1	} Van
K105	9118514	Grommet—Rear pillar panel	2	
K106	7204043	Plug—'A' post lower	2	
K107	7205224	Plug—Engine compartment side	1	
K108	9116001	Plug—Paint drain holes	1	
	9119028	Plug—Rubber	A/R	Van

BODY FITTINGS

Plate Ref.	Part Number	DESCRIPTION	No. per Veh.	REMARKS
		DOOR FITTINGS		
		DOOR HINGE—See Body panels.		
	39235141	Screw, $\frac{5}{16}$ " U.N.F. \times $\frac{7}{8}$ " } Door hinge	16	
	39235161	Screw, $\frac{5}{16}$ " U.N.F. \times 1" } to 'A' post	16	
C109	7202008	CHECK LINK	2	
	2212324	Rivet, No. 3 \times $\frac{7}{16}$ "—Check link fixing	2	
C110	7204056	DOOR LOCK AND REMOTE CONTROL		
		—O/S (R.H.)	1	
	7204057	DOOR LOCK AND REMOTE CONTROL		
		—N/S (L.H.)	1	
	7205002	DOOR LOCK AND REMOTE CONTROL		
		—O/S (R.H.)	1	
	7205001	DOOR LOCK AND REMOTE CONTROL		
		—N/S (L.H.)	1	
	7200379	Screw, No. 12 U.N.C. \times $\frac{3}{8}$ "—Pan Hd.—Lock to door	8	
	7200378	Screw, No. 12 U.N.C. \times $\frac{3}{8}$ " Oval Hd. } Remote control	6	
	9086045	Washer, $\frac{1}{4}$ " spring	6	
	9067112	Washer, $\frac{1}{4}$ " plain	6	
	7204034	INSIDE HANDLE } Door	2	
C111	7205172	INSIDE HANDLE } lock	2	Superseded by 7205172
	7205004	Bush	2	
	7205005	Foam washer	2	
C112	7204031	Escutcheon } Handle	2	
C113	7204127	Cross pin	2	
C114	7204058	Door striker—O/S (R.H.)	1	
	7204059	Door striker—N/S (L.H.)	1	
	39124144	Screw, $\frac{1}{2}$ " U.N.F. \times $\frac{3}{8}$ " Csk. hd.—Striker to door	6	
	7204016	OUTSIDE DOOR HANDLE (Locking)	1	Superseded by 7205143
C115	7205143	OUTSIDE DOOR HANDLE (Locking)	1	From * Note
		*Note. From B.41,1,030837 De Luxe, B.42,1,000298 Standard, up to Mk. II.		
		De Luxe: South Africa B.41,1,505629		
		New Zealand B.41,1,505461		
		Philippines B.41,1,505509		
		Portugal B.41,1,505641		
		Uruguay B.41,1,505497		
		Costa Rica B.41,1,505485		
		Standard: Australia B.42,1,506373		
		New Zealand B.42,1,507597		
		Venezuela B.42,1,507093		
C116	7096055	Lock cylinder c/w keys	1	
C117	5220397	Key—RM series 801-920	A/R	
C118	7096054	Push button	1	
	5240667	Spring } Push button	1	
	5240666	Circlip } Push button	1	
	7096056	Contact screw	1	
	9510031	Locknut	1	
C119	7205275	OUTSIDE DOOR HANDLE (Locking)	1	
C120	7080313	Lock cylinder c/w keys	1	
C121	5220977	Key—RL series 801-815, 831-845, 861-875, 906-920	A/R	
C122	7080312	Push button	1	
C123	5240667	Spring	1	
C124	5240792	Spring clip	1	
C125	7096056	Contact screw	1	
C126	9510031	Locknut	1	
		Note. Remarks Mk. II also include Super.		

BODY FITTINGS

Plate Ref.	Part Number	DESCRIPTION	No. per Veh.	REMARKS
		DOOR FITTINGS—continued		
	7204017	OUTSIDE DOOR HANDLE (Non-locking)	1	Superseded by 7205144 From * Note
	7205144	OUTSIDE DOOR HANDLE (Non-locking)	1	
		*Note. From B.41,1,030837 De Luxe, B.42,1,000298 Standard, up to Mk. II.		
	7205274	OUTSIDE DOOR HANDLE (Non-locking)	1	} Mk. II & Van
	5240669	Push button	1	
	5240667	Spring—Push button	1	
	7096056	Contact screw	1	
	9510031	Locknut	1	
		Note. Remarks Mk. II also include Super.		
C127	7204018	Seating washer—Front } Door handles	2	} Standard Models & Van
C128	7204019	Seating washer—Rear } to door	2	
	9510031	Nut, No. 10 U.N.F. ... } Outside door handles	4	
	9663123	Washer, $\frac{3}{8}$ " shakeproof } to door	4	
C129	2210725	Door pull	2	
	9510031	Nut, No. 10 U.N.F. ... } Pull to door	4	
	9663123	Washer, $\frac{3}{8}$ " shakeproof }	4	
		Note. For Door mouldings see Mouldings.		
		DOOR GLASS AND FITTINGS		
		Note. Quantities and items listed in this section are as De Luxe, Super and Chamois; for Standard and Van quantities to be adjusted accordingly.		
		DRAUGHTLESS VENTILATOR		Not supplied
	7204196	Inner frame c/w glass—O/S (R.H.)	1	} Superseded by 7096060 } See Data 2G/276
	7204201	Glass	1	
C130	7096060	Inner frame c/w glass—O/S (R.H.)	1	
C131	7096059	Glass	1	
	7204197	Inner frame c/w glass—N/S (L.H.)	1	} Superseded by 7096061 } See Data 2G/276
	7204201	Glass	1	
	7096061	Inner frame c/w glass—N/S (L.H.)	1	
	7096059	Glass	1	
C132	5240530	Glazing rubber	A/R	35" long
C133	H.89382	Locking handle—O/S (R.H.) ... } Inner	1	
	H.89383	Locking handle—N/S (L.H.) ... } frame	1	
C134	5240120	Locking handle bracket	2	
C135	K.23792	Grooved pin ... } Handle	2	
C136	H.88917	Waved washer	2	
	7204194	Weatherstrip } O/S (R.H.) } Inner frame	1	} Superseded by 7096064
C137	7096064	Weatherstrip } to outer frame ...	1	
	7204195	Weatherstrip } N/S (L.H.) }	1	} Superseded by 7096065
	7096065	Weatherstrip }	1	
	7096006	Outer frame	1	} Superseded by 7096062 } (See Data 2G/276)
C138	7096062	Outer frame } O/S (R.H.) } Complete with ...	1	
	7096005	Outer frame } } centre channel ...	1	} Superseded by 7096063 } (See Data 2G/276)
	7096063	Outer frame } N/S (L.H.) }	1	
	7204200	Centre channel } Chromium	2	} Superseded by 7096058
C139	7096058	Centre channel } plated	2	
	7204208	Top pivot—O/S (R.H.)	1	} Up to } 7205086/7
	7204209	Top pivot—N/S (L.H.)	1	

BODY FITTINGS

Plate Ref.	Part Number	DESCRIPTION	No. per Veh.	REMARKS
		DOOR GLASS AND FITTINGS—continued		
		DRAUGHTLESS VENTILATOR—continued		
		Outer frame—continued		
C140	7205086	Top pivot—O/S (R.H.) ...	1	} From * Note
	7205087	Top pivot—N/S (L.H.) ...	1	
C141	7096007	Screw, 2 B.A. $\times \frac{3}{16}$ "—Pivot to outer frame ...	4	} From * Note
C142	7205090	Spacer ...	2	
C143	7080234	Pivot pin ...	2	
		*Note. From B.41,1,073789 De Luxe, B.42,1,002595 Std., 1st Production Chamois, and all Models on and after the aforementioned change points. CKD. Introduction points for the above are:- De Luxe: Eire B.41,1,502413 New Zealand B.41,1,505677 South Africa B.41,1,505653 Philippines B.41,1,505796 Portugal B.41,1,505641 Costa Rica B.41,1,505821 Uruguay B.41,1,505761 Standard: Australia B.42,1,507057 New Zealand B.42,1,507597 Venezuela B.42,1,507093		
C144	H.101274	Catch striker—O/S (R.H.) ...	1	
	H.101275	Catch striker—N/S (L.H.) ...	1	
	7200500	Screw, No. 8 $\times \frac{1}{2}$ " Rsd. hd.—Draughtless ventilator to door ...	4	
C145	7204060	FIXED LIGHT GLASS ...	2	
C146	7204062	Weatherstrip—O/S (R.H.) ...	1	
	7204063	Weatherstrip—N/S (L.H.) ...	1	
C147	7204026	Centre channel—O/S (R.H.) ...	1	
	7204027	Centre channel—N/S (L.H.) ...	1	
	9761045	Screw, tapping, No. 4 $\times \frac{1}{4}$ " Csk. hd.—Strip to door ...	2	
C148	7204061	LIFTING GLASS ...	2	
C149	5240377	Glazing rubber—Camplate ...	A/R	Superseded by 2211034
	2121854	Glass channel and camplate ...	2	
C150	2211034	Glass channel and camplate ...	2	
C151	7204072	Seal—Waist outer ...	2	
C152	9130041	Clip—Outer seal to door ...	12	
C153	7204071	Seal—Waist inner ...	2	
C154	9178589	Clip—Inner seal to door ...	12	
C155	7204022	Glass run channel—O/S (R.H.) ...	1	} Front
	7204023	Glass run channel—N/S (L.H.) ...	1	
	19503042	Screw, No. 10 U.N.F. $\times \frac{1}{2}$ " ...	2	} Front glass run
	H.83295	Washer, plain ...	2	
C156	7204024	Glass run channel—O/S (R.H.) ...	1	} Rear
	7204025	Glass run channel—N/S (L.H.) ...	1	
	19503042	Screw, No. 10 U.N.F. $\times \frac{1}{2}$ " ...	2	} Rear glass run
	9663123	Washer, $\frac{3}{16}$ " shakeproof ...	2	
C157	7204021	Glass run channel—Door top ...	2	

BODY FITTINGS

Plate Ref.	Part Number	DESCRIPTION	No. per Veh.	REMARKS	
		DOOR GLASS AND FITTINGS—continued			
C158	7204052	WINDOW REGULATOR	1	Up to 7096082 (See Data 207281)	
	7096082	WINDOW REGULATOR	1	From *Note	
	7204053	WINDOW REGULATOR	1	Superseded by 7096083 (See Data 207281)	
	7096083	WINDOW REGULATOR	1	From *Note	
					*Note. From B.41,9,086610 De Luxe, B.42,9,003216 Standard, B.43,1,004186 Chamois, and all Models on and after the aforementioned change points.
	39304081	Screw, 1/4" U.N.F. x 1/2" Pan hd.	Regulator to door	8	
	7200429	Washer, 1/4" shakeproof	or	8	Superseded by 9086039
	9086039	Washer, 1/4" shakeproof	support bracket	8	
	7202521	Support bracket regulator		2	Up to the intro. of 7096082
	39304081	Screw, 1/4" U.N.F. x 1/2" Pan hd.	Regulator or	6	
7200429	Washer, 1/4" shakeproof	support bracket	6	Superseded by 9086039	
9086039	Washer, 1/4" shakeproof	to door	6		
		Stop brackets—Door glass		Not supplied	
9732046	Screw, No. 6 x 1/2" Rsd. Rec. hd.		8	Early Models	
9772046	Screw, No. 6 x 1/2" Cross recess	Stop bracket to door	8	Later Models	
9663093	Washer, 5/16" shakeproof		8		
C159	7204028	HANDLE—WINDOW REGULATOR	2		
	7205004	Bush	2		
	7205006	Foam washer	2		
C160	7204031	Escutcheon—Handle	2		
C161	7204127	Cross pin—Handle to door	2		
		DOOR POCKETS			
C162	7096000	DOOR POCKET	2		
	9773066	Screw, No. 8 x 3/4" Rec. hd.—Pocket to door	14		
C163	7204216	Finisher—Door pocket	2		
	7210206	Armrest—O/S (R.H.)	1	} Super	
C164	7210207	Armrest—N/S (L.H.)	1		
C165	9130066	Clip—Armrest to pocket	4		
		REAR QUARTER GLASS			
D166	7204002	GLASS—Fixed light	2		
	7204010	Weatherstrip	1	Superseded by 7205022	
	7205022	Weatherstrip	1		
	7204011	Weatherstrip	1	Superseded by 7205023	
DH167	7205023	Weatherstrip	1		
		WINDSCREEN (WINDSHIELD)			
C168	7204014	GLASS—Zone toughened—R.H.D.	1		
	7204013	GLASS—Zone toughened—L.H.D.	1		
	7204007	GLASS	1	Superseded by 7209006	
	7209006	GLASS } Laminated	1		
	7204095	Weatherstrip	1	} Superseded by 7209006	
	7205026	Weatherstrip	1		
	7209005	Weatherstrip	1	Mk. I De Luxe	
CH169	7205025	Weatherstrip	1	Mk. II & Van Super	
	7205017	Weatherstrip	1	Superseded by 7205025	
	7205025	Weatherstrip	1	Except Standard & Van	

Note. Remarks Mk. II also include Super.

BODY FITTINGS

Plate Ref.	Part Number	DESCRIPTION	No. per Veh.	REMARKS
		WINDSCREEN (WINDSHIELD)—continued		
	7205127	Weatherstrip	1	Early Models—Standard
	7205134	Weatherstrip } Laminated glass	1	Superseded by 7209503
	7209503	Weatherstrip	1	Late Models—Mk. I Std.
	7205126	Weatherstrip } Zone toughened	1	Superseded by 7205133
	7205133	Weatherstrip } glass	1	Standard & Van
C170	7204132	Moulding—O/S (R.H.)	1	Up to
C171	7204133	Moulding—N/S (L.H.)	1	7205266
	7205042	Moulding—Insert	1	Superseded
	7205249	Moulding—Insert	1	by 7205266
C172	7205266	Moulding—Insert	1	From † Note
C173	7204135	Clip—Mouldings	2	Except Van & Standard
		†Note. From B.41,9,086306 Deluxe, B.43,1,003898 Chamois, and Mk. II.		
		DRIVING MIRROR (Rear vision)		
C174	7080083	Stem unit	1	Not supplied
C175	7200295	Rubber buffer	1	Up to the introduction
C176	7200296	Nut—Head retaining	1	of 7080242
C177	7080086	Mirror head ... (Superseded by 7080242—See Data 2G/279)	1	
C178	7080242	Mirror head assembly	1	
C179	7210086	Clamping nut	1	From * Note
C180	7080083	Stem unit	1	
		*Note. From B.41,9,089729 De Luxe, B.43,1,007687 Chamois, Mk. II and Van.		
	9763146	Screw, No. 8 U.N.F. × 7/8" Rsd. hd.	2	} Mirror and interior lamp to header
	9763106	Screw, No. 8 U.N.F. × 3/8" Oval csk. hd.	2	
C181	7200183	SUN VISOR	A/R	Van
C182	7096081	SUN VISOR	A/R	Mk. I
	9763125	Screw, No. 8 × 3/8"—Visor to header	A/R	Mk. II & Van
	9020244	Nut, No. 8 spire—Visor and mirror fixing	A/R	
	2117201	Licence holder	1	
		BACKLIGHT (Except Van)		
D183	7204009	BACKLIGHT UNIT	1	
D184	7204158	Glass—Backlight	1	
	5240529	Glazing rubber	A/R	Superseded by 5240710
D185	5240710	Glazing rubber	A/R	
	7204157	Weatherstrip	1	} Superseded by 7205173
	7205003	Weatherstrip	1	
D186	7205173	Weatherstrip	1	
D187	7204001	Handle	1	
	7200448	Screw, No. 8 A.N.F. × 1/8"—Handle to backlight	2	
D188	7204146	Stay—O/S (R.H.)	1	
	7204147	Stay—N/S (L.H.)	1	
	7080150	Screw, 1/4" U.N.F. shouldered	2	} Superseded by 7204222
	7204222	Screw, 1/4" U.N.F. shouldered	2	
	7204221	Washer—Special	2	} Backlight stay to backlight frame
	9664163	Washer, 3/16" shakeproof	2	
	7204220	Nut, 1/4" U.N.F. Dome—Special	2	
	39313081	Screw, No. 10 U.N.F. × 1/2" Pan rec. hd.	4	} Backlight stay to body
	9666123	Washer, 3/16" shakeproof	4	
	39313081	Screw, No. 10 U.N.F. × 1/2" Pan rec. hd.	4	} Backlight hinge
	9067009	Washer, 3/16" plain	4	
	9666123	Washer, 3/16" shakeproof	4	Early Models
D189	7204143	Top moulding	1	
D190	7204144	Side moulding—O/S (R.H.)	1	
D191	7204145	Side moulding—N/S (L.H.)	1	
		Note. Remarks Mk. II also include Super.		

BODY FITTINGS

Plate Ref.	Part Number	DESCRIPTION	No. per Veh.	REMARKS
		BACKLIGHT—continued		
D192	7204168	Clip—Backlight surround	1	
H193	7096002	Clip } Mouldings	A/R	} Alternatives
J194	9129560	Clip }	A/R	
D195	7204038	BACKLIGHT LOCK	1	
D196	7096004	Barrel	1	} Mk. I
D197	5220397	Key—RM Series 801-920	A/R	
D198	7205272	BACKLIGHT LOCK	1	
D199	7080314	Push button	1	} Mk. II
D200	7080315	Locking barrel c/w keys	1	
D201	5220977	Key—RL Series 801-815, 831-845, 861-875, 906-920	A/R	
D202	7204151	Bezel—Lock	1	
D203	7204169	Sealing washer—Lock	1	
D204	7205018	Backing washer—Sealing washer	1	
	39313081	Screw, No. 10 U.N.F. × ½" Pan hd. } Backlight lock	4	
	9666123	Washer, ⅜" shakeproof } to body	4	
	9772063	Screw, No. 6 × ⅜" } Cover plate	4	} Superseded by 5220721
	5220721	Screw, No. 6 × ⅜" } to body	4	
D205	7204139	Striker plate—Lock	1	
	39313041	Screw, No. 10 U.N.F. × ½" Pan rec. hd. } Striker to	2	
	9666123	Washer, ⅜" shakeproof } backlight frame	2	
DH206	7204088	Weatherstrip—Backlight aperture	1	
		REAR VENTILATOR		
D207	7204136	Finisher—Ventilator	3	
	7204116	Clip } Finisher to body	6	} Superseded by 7205263
H208	7205263	Clip }	6	
	9772066	Screw, No. 6 × ⅜"—Ventilator to body	8	
		TAILGATE — VAN		
B209	7206351	Glass—Tailgate	1	
B210	7206353	Glazing rubber	1	
BH211	7206352	Weatherstrip	1	
B212	7206355	TAILGATE LOCK	1	
	7206276	Cover plate—Tailgate lock	1	
	39303141	Screw, No. 10 U.N.F. × ⅜" Pan hd. } Lock to	3	
	9666123	Washer, ⅜" shakeproof } tailgate	3	
B213	7206354	HANDLE—TAILGATE LOCK	1	
B214	7080287	Handle and spindle assembly	1	
B215	7080288	Escutcheon	1	
B216	7080289	Locking bolt	1	
B217	7080290	Handle seating washer	1	
B218	7080291	Spring ring	1	
B219	7080292	Locking barrel	1	
B220	5220397	Key—RM Series 801-920	A/R	
	39133101	Screw, No. 10 U.N.F. × ⅜"	2	
	39302061	Screw, No. 8 U.N.F. × ⅜" } Handle to tailgate	1	
	9067094	Washer, No. 8 plain }	1	
BH221	7206366	Seal—Tailgate	1	
B222	7206356	Striker block	1	
	39313121	Screw, No. 10 U.N.F. × ⅜" Pan hd. } Striker block	2	
	9666123	Washer, ⅜" shakeproof } to floor	2	
B223	7206357	Sleeve—Striker block	1	
	39333082	Screw, No. 10 U.N.F. × ⅜"	2	
	9666123	Washer, ⅜" shakeproof } Sleeve fixing	2	
	9067096	Washer, ⅜" plain }	2	
		Note. Remarks Mk. II also include Super.		

BODY FITTINGS

Plate Ref.	Part Number	DESCRIPTION	No. per Veh.	REMARKS
		TAILGATE — VAN—continued		
	39313082	Screw, No. 10 U.N.F. × ½" ... } Filler panel ...	3	
	9663123	Washer, ⅜" shakeproof ... } to body ...	3	
	39314141	Screw, ¼" U.N.F. ... } ...	6	
	9510041	Nut, ¼" U.N.F. Hex. ... } Hinge to ...	6	
	9661163	Washer, ¼" lock ... } support bracket ...	6	
	9067027	Washer, ¼" plain ... } ...	12	
J224	9132947	Blind badge fix ... } Filler panel to crossmember ...	2	
	9132961	Snap clip ... } ...	2	
	39315121	Screw, ⅜" U.N.F. ... } Hinge to ...	4	
	9661203	Washer, ⅜" spring ... } support side ...	4	
	9661203	Washer, ⅜" spring ... } Hinge to ...	4	
	9510051	Nut, ⅜" U.N.F. ... } support rear ...	4	
	39315101	Screw, ⅜" U.N.F. ... } Hinge support bracket ...	4	
	9661203	Washer, ⅜" spring ... } to tailgate ...	4	
		FACIA FITTINGS		
E225	7200119	ASH TRAY ...	1	Mk. I up to 7200935
E226	7200935	ASH TRAY ...	1	From * Note
	7200939	Spring clip—Ash tray ...	1	
		*Note. From B.41,9,088885 De Luxe, B.42,9,003468 Standard, Super, Mk. II De Luxe, and Van.		
E227	7096069	ASH TRAY ...	1	
E228	7208298	Front plate ...	1	
E229	7208295	Stubber ...	1	
E230	7208292	Support bracket—Ash tray and heater control ...	1	
	9763082	Screw, No. 8 U.N.F. × ½" Oval hd. ...	2	Mk. I & II
	9020040	Spire nut—No. 8J ... } Ash tray support	2	Chamois
	9773089	Screw, No. 8 × ½" Bdg. hd. ... } bracket to	2	
	9020064	Spire nut, No. 8 ... } centre facia panel	2	
	9067094	Washer, ⅜" plain ... } ...	2	
	7096069	ASH TRAY ...	1	
	7209295	Stubber ...	1	
	7208292	Support bracket—Heater control and ash tray ...	1	Super
	9020070	Spire nut ... } Support bracket	2	N.A.S.
	9773063	Setscrew, No. 8 × ⅜" Bdg. hd. ... } to panel closing	2	
	9067401	Washer, No. 8 plain ... } centre facia ...	2	
	7200861	Plug button ...	1	
		ASH TRAY—Mk. II De Luxe and Super—See Misc. Trim.		
	7200112	Rear extension ... } Superseded	1	
E231	7200451	Rear extension ... } Instrument binnacle } by 7200570	1	Mk. I
	7200570	Rear extension ... } ...	1	Up to B.41,9,088884
	7200121	Nut, special—Rear extension to binnacle fixing ...	3	De Luxe B.42,9,003467
	7200129	INSTRUMENT BINNACLE c/w BEZEL (S'eded by 7200573)	1	Standard
	7200573	INSTRUMENT BINNACLE c/w BEZEL ...	1	
E232	7200892	INSTRUMENT BINNACLE c/w BEZEL ...	1	Mk. I De Luxe & Standar
E233	7200123	Bezel—Binnacle ...	2	From B.41,9,088885
	9132926	Spire clip ... (Superseded by 7200851)	2	De Luxe B.42,9,003468
J234	7200851	Spire clip ...	2	Standard and
	39303080	Screw, No. 10 U.N.F. × ½" Pan hd. ... } Instrument unit & rear	2	Mk. II De Luxe,
	7200583	Nut, special ... } extension to binnacle ...	2	Super, Van
	19504042	Setscrew, ¼" U.N.F. × ½"—Binnacle to facia ...	4	
		Note. Remarks Mk. II also include Super.		

BODY FITTINGS

Plate Ref.	Part Number	DESCRIPTION	No. per Veh.	REMARKS
		FACIA FITTINGS—continued		
	7200336	Transfer—Headlamp dip/Flasher switch (R.H.D.)	1	
	7210000	Transfer—Headlamp dip/Flasher switch (L.H.D.)	1	Affixed to binnacle
	7200337	Transfer—Light switch	1	
	7200338	Transfer—Direction indicator/Horn switch	1	
	7200339	Transfer—Screen wiper switch	1	
E235	7200132	Filler panel—R.H.D.	1	(Superseded by 7200458)
	7200458	Filler panel—R.H.D.	1	
	7200457	Filler panel—L.H.D.	1	
	9020046	Nut, No. 10 Spire	3	Filler panel and facia support
	9774083	Screw, No. 10 × ½" Self-tapping	3	bracket to facia
	9752086	Screw, No. 6 × ½" Self-tapping	3	
	9020013	Nut, No. 6 Spire	2	Filler panel
	9020010	Nut, No. 6 Spire	1	to facia
J236	7200461	Spire cap, No. 6	3	
E237	7200113	Back cover } Instrument	1	(Superseded by 7200456)
	7200456	Back cover } binnacle	1	
	7096008	Facia finisher	2	Superseded
	7200537	Facia finisher—N/S (L.H.)	1	by 7210045
	7200538	Facia finisher—O/S (R.H.)	1	(See Data 2G/273)
E238	7210045	Facia finisher	2	
	7200721	Facia stiffener	1	
	19104091	Bolt, ¼" U.N.F. × 1½"	1	(Superseded by 5220693)
	5220693	Bolt, ¼" U.N.F. × 1½"	1	
	9067014	Washer, ¼" plain	1	Facia stiffener to demister nozzle
	9661162	Washer, ¼" spring	1	(Superseded by 5220723)
	5220723	Washer, ¼" spring	1	
	19504061	Bolt, ¼" U.N.F. × ¾"	2	(Superseded by 5220695)
	5220695	Bolt, ¼" U.N.F. × ¾"	2	Facia
	9067014	Washer, ¼" plain	1	stiffener...
	9661162	Washer, ¼" spring	1	to facia ... (Superseded by 5220723)
	5220723	Washer, ¼" spring	1	panel
	9510041	Nut, ¼" U.N.F.	1	
E239	7200565	Stay—Binnacle support—R.H.D.	1	
	7200566	Stay—Binnacle support—L.H.D.	1	
E240	7200137	Bracket—Facia support	1	
	9020047	Nut, No. 10 spire	2	Facia support
	5220690	Screw, ¼" U.N.F. × ½"	3	bracket to
	9067014	Washer, ¼" plain	3	demister
	9661162	Washer, ¼" spring	3	nozzle (Superseded by 5220723)
	5220723	Washer, ¼" spring	3	
E241	7200348	Stay—Facia to dash	1	
	9020046	Nut, No. 10 Spire	1	
	9774083	Screw, No. 10 Self-tapping	1	
	19504042	Screw, ¼" U.N.F. × ½"	1	Stay to facia/filler panel
	9067215	Washer, ¼" plain	1	
	9660163	Washer, ¼" lock	1	
E242	7200502	Stay—Facia to dash panel top	1	
	9734066	Screw, No. 6 Self-tapping	4	Stay to (Early Models)
	9774066	Screw, No. 8 × ⅜" Cross Recess	4	dash panel (Later Models)
	9067094	Washer, ⅜" plain	4	top
	39313041	Screw, No. 10 U.N.F. × ¼"	2	
	19504021	Screw, ¼" U.N.F. × ¼"	3	Blanking dash panel holes
K243	9116000	Grommet	1	

Mk. I
Up to B.41, 9088884
De Luxe
B.42, 9, 003467 Standard

BODY FITTINGS

Plate Ref.	Part Number	DESCRIPTION	No. per Veh.	REMARKS
		FACIA FITTINGS—continued		
E244	7200878	Stay—Binnacle support—R.H.D.	1	Mk. I De Luxe & Standard From B.41,9,08385 De Luxe, B.42,9,003468 Standard, Mk. II De Luxe, Super, Van
	7200877	Stay—Binnacle support—L.H.D.	1	
E245	7208257	Back cover—Instrument binnacle	1	
	39313081	Setscrew, No. 10 Cross recess	2	
	9661123	Washer, $\frac{3}{16}$ " spring	5	
	9510031	Nut, No. 10 Hex.	5	
K246	7200504	Plug—Heater pipe holes	2	
E247	7200866	Fixing plate	1	
	9772066	Screw, self-tapping, No. 6 \times $\frac{3}{8}$ "	2	
	9067094	Washer, $\frac{3}{16}$ " plain	2	
	9023105	Wing nut	2	
	9772066	Screw, self-tapping, No. 6 \times $\frac{3}{8}$ "	1	
	9067094	Washer, $\frac{3}{16}$ " plain	1	
	9023105	Wing nut	1	
E248	7205170	FACIA CRASH ROLL CENTRE—R.H.D.	1	
	7205171	FACIA CRASH ROLL CENTRE—L.H.D.	1	
E249	7205168	FACIA CRASH ROLL END—R.H.D.	1	
	7205169	FACIA CRASH ROLL END—L.H.D.	1	
E250	7200892	INSTRUMENT BINNACLE c/w BEZEL	1	
	7200123	Bezel ...	2	
E251	7200851	Spire clip—Bezel to binnacle	2	
	7200878	Stay—Binnacle support—R.H.D.	1	
E252	7200877	Stay—Binnacle support—L.H.D.	1	
E253	7208257	Back cover—Instrument binnacle	1	
	39313081	Setscrew, No. 10 Cross recess	2	
	9661123	Washer, $\frac{3}{16}$ " spring	5	
	9510031	Nut, No. 10 Hex.	5	
	7200336	Transfer—Headlamp dip/Flasher switch—R.H.D.	1	
	7210000	Transfer—Headlamp dip/Flasher switch—L.H.D.	1	
	7200337	Transfer—Light switch	1	
	7200338	Transfer—Direction indicator/Horn switch	1	
	7200339	Transfer—Screen wiper switch	1	
E254	7208234	FACIA CRASH ROLL—R.H.D.	1	
	7208235	FACIA CRASH ROLL—L.H.D.	1	
	9067094	Washer, $\frac{3}{16}$ " plain	2	
	9023105	Wing nut	2	
E255	7200866	Fixing plate	1	
E256	7208236	FACIA CRASH ROLL END—R.H.D.	1	
	7208237	FACIA CRASH ROLL END—L.H.D.	1	
	9772066	Screw, self-tapping, No. 6 \times $\frac{3}{8}$ "	2	
	9067094	Washer, $\frac{3}{16}$ " plain	1	
	9023105	Wing nut	1	
E257	7208275	Facia centre panel—R.H.D.	1	
	7208276	Facia centre panel—L.H.D.	1	
	9772083	Screw, No. 6 \times $\frac{1}{2}$ " Pan hd.	A/R	
J258	9020240	Spire nut, No. 6J	A/R	
	9772083	Screw, No. 6 \times $\frac{1}{2}$ " Pan hd.	3	
J259	9020036	Spire nut, No. 6J	3	

Note. Remarks Mk. II also include Super.

BODY FITTINGS

Plate Ref.	Part Number	DESCRIPTION	No. per Veh.	REMARKS
		FACIA FITTINGS—continued		
E260	7208277	FACIA END PANEL—R.H.D.	1	Chamois
	7208223	FACIA END PANEL—L.H.D. (Superseded by 7208278)	1	
	7208278	FACIA END PANEL—L.H.D.	1	
	9772083	Screw, No. 6 × ½" Pan hd. } End panel	3	
	9020240	Spire nut, No. 6J } to body	3	
	9772083	Screw, No. 6 × ½" Pan hd. } End panel to	2	
	9020036	Spire nut, No. 6J } parcel tray rail	2	
	7208378	Washer, plain—Closing panel outer to facia	3	
E261	7096067	WOOD CAPPING SET—R.H.D. } Centre panel and	1	
	7096068	WOOD CAPPING SET—L.H.D. } glove box	1	
E262	7208145	WOOD CAPPING—R.H.D. } End	1	
	7208146	WOOD CAPPING—L.H.D. } panel	1	
E263	7208224	Moulding—Facia	1	
H264	7096040	Clip—Moulding retaining	A/R	
E265	7208272	GLOVE BOX LID	2	
	9772083	Screw, No. 6 × ½" Pan hd. } Glove box lid	2	
	9020240	Spire nut, No. 6J } to hinge	2	
	7208215	Hinge—Glove box	2	
	39811061	Screw, No. 6 U.N.C. × ⅜"	4	
	9067091	Washer, ⅜" plain } Hinge to parcel tray rail	8	
	9661123	Washer, ⅜" spring	4	
	9550311	Nut, No. 6 U.N.C.	4	
		Note. Prior to the above five items being introduced, Glove box hinges were welded to parcel tray rail.		
E266	7208268	Check strap—Glove box	2	Chamois Up to 7096084 Mk. I Chamois From B-43,1,903459 up to Mk. II Chamois
	9774062	Screw, No. 10 × ⅜" Cross recess	4	
	7096084	Rivet	4	
		Check strap fixing		
	9772086	Screw, No. 6 × ½" Cross recess (Mk. II)	6	
	7096084	Rivet (Mk. II)	2	
E267	7208263	Closing strip—Glove box	1	
	9772083	Screw, No. 6 × ½" Pan hd.—Self-tapping	3	
	9020240	Spire nut, No. 6J	3	
H268	7208232	Rubber stop—Glove box lid	1	
E269	H.97390	Push button lock—Glove box	1	Chamois
E270	5240551	Cylinder lock c/w keys	1	
E271	5200535	Key—Series FS 876-955	2	
E272	K.26244	Bell crank lever	1	
E273	K.24483	Spring—Bell crank lever	1	
E274	H.92644	Fibre washer	1	
E275	H.92643	Nut	1	
E276	7208262	Striker—Glove box lock	1	
	9772083	Screw, No. 6 × ½" self-tapping	2	
	9067204	Washer, plain	2	
	9067092	Washer, plain	2	
	9020240	Spire nut, No. 6	2	
E277	7200871	Plaque—Clock aperture	1	
E278	7200872	Bezel—Plaque	1	
	7200876	Retaining plate } Plaque	1	
	9023105	Wing nut } to facia	1	

BODY FITTINGS

Plate Ref.	Part Number	DESCRIPTION	No. per Veh.	REMARKS
		FACIA FITTINGS—continued		
	9564030	Nut, No. 10 square ...	2	
	9067008	Washer, No. 10 plain ...	2	(Use 9067012)
	9067012	Washer, No. 10 plain ...	2	Support stay to binnacle
	9661122	Washer, No. 10 spring ...	2	
	19503041	Screw, No. 10 U.N.F. ...	2	
	39133101	Screw, No. 10 U.N.F. × 1/8" ...	2	
H279	7200462	Spire cap, No. 10 ...	2	Back cover fixing
E280	7200161	Fixing bush ...	2	
	19804071	Screw, 1/4" U.N.F. × 3/4" Cone pt. ...	2	
	9067014	Washer, 1/4" plain ...	2	Binnacle to facia
	9661162	Washer, 1/4" plain ...	2	
	5220723	Washer, 1/4" plain ...	2	Superseded by 5220723
E281	7200220	PARCEL TRAY ...	1	
	7200541	PARCEL TRAY—(Heater not fitted) ...	1	Mk. I & II De Luxe and Super, Van Standard & Van
	7200704	PARCEL TRAY ...	1	
		Cold climate heater		
	7200703	PARCEL TRAY ...	1	Mk. I & II De Luxe and Super, Van Standard
E282	7200880	PARCEL TRAY—O/S (R.H.) ...	1	
E283	7200879	PARCEL TRAY—N/S (L.H.) ...	1	Chamois
	7200922	PARCEL TRAY—O/S (R.H.) ...	1	
	7200923	PARCEL TRAY—N/S (L.H.) ...	1	Chamois Mk. I up to B.43,1,005670
	7200880	PARCEL TRAY—O/S (R.H.) ...	1	
	7200879	PARCEL TRAY—N/S (L.H.) ...	1	Chamois Mk. I from B.43,1,005671 & Mk. II
	7200922	PARCEL TRAY—O/S (R.H.) ...	1	
	7200923	PARCEL TRAY—N/S (L.H.) ...	1	
	9762085	Screw, No. 6 self-tapping ...	2	Parcel tray to dash
	9670623	Washer, No. 6 cup ...	2	
E284	7202529	Parcel tray rail ...	1	Mk. I De Luxe & Std.
E285	7208282	Parcel tray rail—R.H.D. ...	1	
	7208283	Parcel tray rail—L.H.D. ...	1	Mk. I Chamois
E286	7096113	Parcel tray rail—R.H.D. ...	1	
	7096114	Parcel tray rail—L.H.D. ...	1	Mk. II Chamois
	7096115	Parcel tray rail ...	1	
E287	7207203	Parcel tray rail ...	2	Use 7207203 Mk. II De Luxe, Super, Van
	9773063	Screw, No. 8 × 3/8" Mush. hd., self-tapping ...	4	
	7200988	Tapping screw, No. 8 × 3/8" Pan hd. X recess ...	4	Parcel tray rail to fixings
	7210240	Tappingscrew, No. 8 × 3/8" Pan hd. X recess ...	4	
	9020038	Spire nut, No. 8 ...	4	Alternative... body
	9020069	Spire nut, No. 8 ...	4	
	7200221	Washer—Bonnet release to panel shelf ...	1	
	39313081	Setscrew, No. 10 Cross recess... Parcel tray rail ...	4	
	9661123	Washer, 3/8" spring ... to reinforcement	4	Chamois
	9067094	Washer, 1/8" plain ... and support	4	
		SCREEN WASHER		
	7200173	RESERVOIR ...	1	
	7200722	Cap—Reservoir ...	1	
	7200031	Bracket } Reservoir ...	1	Alternatives
	7205265	Bracket } support ...	1	
	9143040	Pop rivet—Bracket to N/S (L.H.) front fender ...	2	
	7200171	Ball valve—Reservoir... ...	1	
	7200028	Operating bulb—Washer ...	1	

Note. Remarks Mk. II also include Super.

BODY FITTINGS

Plate Ref.	Part Number	DESCRIPTION	No. per Veh.	REMARKS
		SCREEN WASHER—continued		
	7200029	Spring clip—Bulb to binnacle	1	
	7200170	'T' piece	1	
	7200037	Jet	2	
	7200009	Cage	2	
	7200036	Nut—Square	2	
	7200025	Seal	2	
	7210525	Seal	2	Mk. II Late Models
	7200026	Mounting washer (Chrome)	2	
	7210526	Seal—Mounting washer	2	Mk. II Late Models
		Note. Remarks Mk. II also include Super.		
	7080089	Hose	A/R	
	9116320	Grommet—Hose through dash	1	Models not fitted with Screen Washer
	9119003	Grommet—Scuttle panel	2	
	9119029	Grommet—Dash panel	1	
		FRONT SEAT AND FITTINGS		
C288	7200218	SEAT FRAME—O/S (R.H.)	1	Up to the introduction of 7205092/3 From * Note up to 7205178/9
	7200219	SEAT FRAME—N/S (L.H.)	1	
	7205092	SEAT FRAME—O/S (R.H.)	1	
	7205093	SEAT FRAME—N/S (L.H.)	1	
		*Note. From B.41,1,044256 Mk. I De Luxe up to 7205178/9.		
C289	7204121	Strap—Long	2	Up to 7205178/9
C290	7204123	Strap—Short	8	
C291	7204124	Strap—Long	6	
C292	7204125	Strap—Short	4	
H293	2221799	Clip	12	
H294	9130042	Clip	36	
	9130018	Clip—Edge trim	8	
	7205178	SEAT FRAME—O/S (R.H.)	1	
	7205179	SEAT FRAME—N/S (L.H.)	1	
	7205177	Spring case—Cushion	2	
	7205182	Spring case—Squab	2	
	2221799	Clip	8	From † Note
	9733069	Screw, No. 8 Cross recess	8	
	9130042	Clip	44	
	9130018	Clip—Edge trim	12	
		†Note. From B.41,9,086306 Mk. I De Luxe, B.42,9,003215 Std., 1st Mk. I Chamois up to Mk. II. CKD. introduction points: B.41,9,507393 De Luxe Eire, B.41,9,507405 De Luxe N.Z., B.41,9,507441 De Luxe Portugal, B.42,9,510189 Std. Venezuela.		
C295	7205178	SEAT FRAME	2	Mk. II & Super
C296	7205177	Spring case—Cushion	2	
C297	7205182	Spring case—Squab	2	
H298	2221799	Clip	8	
	9733069	Screw, No. 8 Cross recess	8	
H299	9130042	Clip	44	
	9130018	Clip—Edge trim	12	

BODY FITTINGS

Plate Ref.	Part Number	DESCRIPTION	No. per Veh.	REMARKS	
		FRONT SEAT AND FITTINGS—continued			
	7205092	SEAT FRAME—O/S (R.H.)	1	} Van Superseded by 9086039	
	7204121	Strap—Long	1		
	7204123	Strap—Short	4		
	7204124	Strap—Long	3		
	7204125	Strap—Short	2		
	2221799	Clip	4		
	9130042	Clip	18		
	9130018	Clip—Trim edge	6		
	19504052	Screw, ¼" U.N.F. × ⅜"	8		
	7200429	Washer, ¼" shakeproof	8		
	9086039	Washer, ¼" shakeproof	8		
C300	7080188	Cover—Seat adjustment	A/R		
		REAR SEAT FITTINGS			
	7200475	Spring case—Cushion	1		} Mk. I } Super and } Mk. II Chamois } Mk. II } De Luxe
	7204069	Spring case—Squab	1		
H301	2221798	Clip—Trim	32		
	9020027	Nut, No. 8 Spire—Mat fixings	10		
	7208010	Finisher—Rear seat squab top	1		
	7096111	Spring case—Cushion	1		
	7096112	Spring case	1		
	7204069	Spring case	1		
	7200475	Spring case—Cushion	1		
	2221798	Clip—Trim	40		
		FRONT GRILLE			
F302	7202523	GRILLE PANEL	1	} Mk. I & II Standard, } De Luxe & Van	
A303	7201194	Retaining bracket—Grille	2		
F304	7210305	GRILLE PANEL	1	} Super } Chamois	
F305	7210306	End capping—O/S (R.H.)	1		
F306	7210307	End capping—N/S (L.H.)	1		
J307	9206577	Clip—Grille panel	4		
	9572034	Nut	4		
	7208100	Fixing bracket	4		
	7208006	Rubber seal	4		
F308	7208136	GRILLE PANEL	1		
F309	7208133	End capping—O/S (R.H.)	1		
F310	7208134	End capping—N/S (L.H.)	1		
F311	7208006	Rubber seal	6		
F312	7208100	Fixing bracket	6		
	9551033	Nut, No. 10 U.N.F. nylon	6		
F313	7200138	Cover—Grille support	2		
F314	7200139	Washer—Grille fixing	2		
F315	7200141	Insulation strip—Grille	1		
	39213081	Screw, No. 10 U.N.F. × ½"—Grille panel to body	2		
		BADGES—See Badges and fixings.			

Note. Remarks Mk. II also include Super.

BODY FITTINGS

Plate Ref.	Part Number	DESCRIPTION	No. per Veh.	REMARKS
		BONNET (HOOD)		
		BONNET (HOOD) PANEL—See Body Panels.		
FH316	7204126	Seal—Front	1	
	7204112	Seal clip—Front seal to body	2	
FH317	7204006	Seal } Rear	1	Up to 7205264
	7205264	Seal } to body	1	From * Note
		*Note. From B.41,9,099364 Mk. I De Luxe, B.42,9,003923 Std., B.43,1,014363 Mk. I Chamois, and all Models on and after the aforementioned chassis change points.		
F318	7204117	Retainer—Bonnet stay	1	
F319	7202018	Bonnet stay	1	
	9067106	Washer, 3/8" plain	1	} Stay to ... retaining bolt
	9086046	Washer, spring (Double coil)	1	
	9732086	Screw, No. 6 x 1/2" Pan hd.	2	} Retainer
	9772086	Screw, No. 6 x 1/2" Cross recess	2	
F320	7204000	Hinge—Bonnet (Hood)	2	
F321	7204004	Washer } Hinge leaf	2	} Superseded by 7205262
F322	7205262	Washer } to body	2	
	7204005	Washer—Hinge leaf to bonnet	2	
	9510051	Nut, 1/8" U.N.F.	2	} Hinge to body
	9067102	Washer, 5/16" plain	2	
	9661203	Washer, 5/16" spring	2	
	9510041	Nut, 1/2" U.N.F.	4	} Hinge
	9067027	Washer, 1/2" plain	4	
	9067016	Washer, 1/2" plain	4	} to ... (Superseded by 9068010)
	9068010	Washer, 1/2" plain	4	
	9661163	Washer, 1/2" spring	4	} Alternatives
F323	7204114	Safety lock—Bonnet	1	
	7200534	Transfer—Bonnet release catch	1	Affixed to Bonnet locking platform
F324	7204113	Return spring hook	1	
	7200426	Clevis pin—Hook fixing	1	
F325	7204082	Slider—Catch	1	} Bonnet lock
F326	7204083	Slider—Support	1	
F327	7204111	Return spring	1	
F328	7202530	Mounting bracket—Bonnet lock remote control	1	
	19504082	Screw, 1/2" U.N.F. x 1"	2	} Lock to ... (Superseded by 9068010)
	9067216	Washer, 1/2" plain	2	
	9067016	Washer, 1/2" plain	2	} bonnet ... locking platform
	9068010	Washer, 1/2" plain	2	
	7200429	Washer, 1/2" shakeproof	2	} Superseded by 9086039
	9086039	Washer, 1/2" shakeproof	2	
F329	7204084	STRIKER—Bonnet lock	1	
	19504052	Screw, 1/2" U.N.F. x 5/8"	2	} Striker ... to ... Alternatives
	9067216	Washer, 1/2" plain	2	
	9067016	Washer, 1/2" plain	2	} to ... reinforcement
	9068010	Washer, 1/2" plain	2	
	7200429	Washer, 1/2" shakeproof	2	} Superseded by 9086039
	9086039	Washer, 1/2" shakeproof	2	
F330	7096001	Striker plate—Bonnet lock	1	Early Models
F331	7204108	CONTROL CABLE c/w Handle—Bonnet lock	1	Up to 7205276
	7205276	CONTROL CABLE c/w Handle	1	From * Note
		*Note. From B.41,2,003025 De Luxe, B.44,2,005018 Super, B.73,2,001259 Chamois, B.46,2,001477 Van.		
F332	7200179	Lining panel—Luggage compartment (Front)	1	} Except Van
F333	7200180	Wheelarch cover—O/S (R.H.) } Front	1	
F334	7200181	Wheelarch cover—N/S (L.H.) } compartment	1	
	9143308	Nylon rivet (Trusshead)—Wheelarch covers	2	

BODY FITTINGS

Plate Ref.	Part Number	DESCRIPTION	No. per Veh.	REMARKS
		HEADLAMP MOUNTING		
	7200010	Seal	1	} Superseded by 7200761
	7200323	Seal	1	
F335	7200761	Seal	1	
F336	7200327	Washer—Seal	6	
	9143308	Nylon rivet (Trusshead)—Seal to front panel	6	
F337	7200016	Spring hinge clip—Headlamp yoke	2	
	9734063	Screw, No. 10 U.N.F. × 3/8"—Spring clip to yoke...	2	Early Models
	9774063	Screw, No. 10 U.N.F. × 3/8" Cross recess—Spring clip to yoke	2	Late Models
F338	7200014	Yoke—Headlamp mounting—O/S (R.H.)	1	
	7200013	Yoke—Headlamp mounting—N/S (L.H.)	1	
	9143077	Rivet	8	} Mk. II
	9143040	Rivet	8	
	9143194	Rivet	8	
	39303081	Screw, No. 10 U.N.F. × 1/2"	4	
	9067008	Washer, No. 10 plain	4	
	9663122	Washer, No. 10 shakeproof	4	
	9510030	Nut, No. 10 U.N.F.	4	} Superseded by 5220700
	5220700	Nut, No. 10 U.N.F.	4	
F339	7200015	Stop bracket—Headlamp mounting	2	
	9663122	Washer, No. 10 shakeproof	4	
	9510031	Nut, No. 10 U.N.F.	4	
		ENGINE COMPARTMENT LID		
		ENGINE COMPARTMENT LID—See Body panels.		
F340	7204045	Buffer—Engine compartment lid	2	
F341	7204054	Lock assembly—O/S (R.H.)	1	} Engine compartment lid
F342	7204055	Lock assembly—N/S (L.H.)	1	
	39313081	Screw, No. 10 U.N.F. × 1/2" Pan hd.	4	} Lock to engine...
	9666123	Washer, 3/8" shakeproof	4	
	7204103	Handle—Engine compartment lid	2	} Superseded by 7205033/4
	7204104	Escutcheon—Handle	2	
F343	7205033	Handle—Engine compartment lid	2	} See Data 2G/272
F344	7205034	Escutcheon—Handle	2	
	9551044	Nut, 1/2" U.N.F.—Handle fixing	2	
	9067015	Washer, 1/2" plain	4	} (Superseded by 9068010)
	9068010	Washer, 1/2" plain	4	
	9661163	Washer, 1/2" spring	4	} Engine compartment lid
	9510041	Nut, 1/2" U.N.F.	4	
	2211072	Buffer	2	} to hinge
F345	7205020	Stay	1	
	19504052	Screw, 1/4" U.N.F. × 3/8"	1	} Stay to body
	9067027	Washer, 1/4" plain	1	
	9661163	Washer, 1/4" spring	1	
	9510041	Nut, 1/4" U.N.F.	1	
	7102588	Transfer—Overtightening of casting nuts and bolts	1	Affixed to lid

Note. Remarks Mk. II also include Super.

BODY FITTINGS

Plate Ref.	Part Number	DESCRIPTION	No. per Veh.	REMARKS	
		ENGINE COMPARTMENT LID—continued			
E346	7200364	Rubbing rail	5	} Chamois & Super	
E347	9132400	Stud	15		
E348	9034096	Thread cutting fastener } Rubbing rail } Alternatives	15		
	9034097	Thread cutting fastener }	15		
	7200855	Insulation pad	1		
	7200854	Retainer pad	1		
	9772066	Screw, No. 6 × ¼" ... } Retainer to	1		
	9067010	Washer, No. 6 plain ... } engine compartment lid	1		
	9067010	Washer, No. 6 plain ... } Retainer to	1		
	9510030	Nut, No. 10 U.N.F. ... } rear (Superseded by 5220700)	1		
	5220700	Nut, No. 10 U.N.F. ... } number plate lamp	1		
		REAR LOWER CROSSMEMBER			
	7202520	REAR LOWER CROSSMEMBER	1		Superseded by 7096051
	7096051	REAR LOWER CROSSMEMBER	1		
	7203103	Engine mounting bracket	1		
	19805071	Screw, ⅝" U.N.F. × ⅞"	4	} Alternatives	
	19805081	Screw, ⅝" U.N.F. × 1"	4		
	9661202	Washer, ⅝" spring	4	Superseded by 5200487	
	5200487	Washer, ⅝" spring	4		
	9067024	Washer, ⅝" plain	4	Superseded by 5200482	
	5200482	Washer, ⅝" plain ... } Engine crossmember	4		
	9661202	Washer, ⅝" spring ... } to body	2	Superseded by 5200487	
	5200487	Washer, ⅝" spring	2		
	9067024	Washer, ⅝" plain	2	Superseded by 5200482	
	5200482	Washer, ⅝" plain	2		
	9510050	Nut, ⅝" U.N.F.	2	Superseded by 5220701	
	5220701	Nut, ⅝" U.N.F.	2		
		SOFT TRIM			
		Note. Soft trim comprises Vynide and Carpet, etc. Grain 341 material was introduced from B.41,9,086306 De Luxe.			
		VYNIDE — VT1146, 50" wide, Grain 340			
	5106711	Bright Red	A/R		
	5106706	Azure Blue	A/R		
	5106713	Dark Blue	A/R		
	5106396	Apple Green	A/R		
	5106710	Red	A/R		
	5106712	Beige	A/R		
		Note. 5106710 was used on early models Van; it is also used for Heater cover, etc.			
		VYNIDE — VT1146, 50" wide, Grain 341			
	5111465	Beige	A/R		
	5111478	Dark Blue	A/R		
	5112936	Apple Green	A/R		
	5112937	Loch Blue	A/R		
	5112933	New Red	A/R		
	5111472	Black	A/R		
	5111474	Red	A/R		
		Note. 5111474 was used on late models Van; it is also used for Heater cover, etc.			

BODY FITTINGS

Plate Ref.	Part Number	DESCRIPTION	No. per Veh.	REMARKS
		SOFT TRIM—continued		
		Wheelarch Covers		
		VYNIDE — V35, 50" wide, Grain 340		
	5106639	Black...	A/R	
		Scuttle Trim Pads		
		VYNIDE — V35, 50" wide, Grain 341		
	7065437	Black... Scuttle trim pads, Parcel tray rail.	A/R	
		VYNIDE — VT1328, 50" wide, Grain 341		
	5114152	Beige...	A/R	
	5114153	Loch Blue...	A/R	
	5114154	Black...	A/R	
	5114150	Dark Blue...	A/R	
	5114151	Apple Green...	A/R	
		VYNIDE — VT1173, 50" wide, Grain 340		
	5111650	Red...	A/R	Early Models Van
		VYNIDE — VT1173, 50" wide, Grain 341		
	5111947	Red... Front and side panel cushion cover—Side and top.	A/R	Late Models Van
		VYNIDE — V328, 50" wide, Grain 341		
	7065428	Beige...	A/R	
	7065430	Black...	A/R	
	7065431	Bermuda Blue...	A/R	
	7065432	Brown...	A/R	
	7065429	Loch Blue...	A/R	
	7065433	New Red...	A/R	
	7065434	Mid Green... Door trim pads, Quarter trim pads, rear seat heel board.	A/R	
		VYNIDE — V244, 50" wide, Grain 341		
	7065445	Black...	A/R	
	7065446	Bermuda Blue...	A/R	
	7065447	Brown...	A/R	
	7065448	Loch Blue...	A/R	
	7065449	Beige...	A/R	
	7065450	New Red...	A/R	
	5112913	New Red...	A/R	Superseded by 5112913
	7065451	Mid Green... Wheelarches.	A/R	
		Note. Grain 341 material was introduced from B.41,9,086306 De Luxe.		
		LEATHER CLOTH — X17, 50" wide, Grain 340		
	5109829	Bright Red...	A/R	
	5109825	Azure Blue...	A/R	
	5109831	Dark Blue...	A/R	
	5106411	Apple Green...	A/R	
	5109828	Red...	A/R	
	5109830	Beige... Heel boards, Seat side, Rear door, Rear quarter and Rear pocket trim pads, Heater cover mounting.	A/R	

BODY FITTINGS

Plate Ref.	Part Number	DESCRIPTION	No. per Veh.	REMARKS	
		SOFT TRIM—continued			
		LEATHER CLOTH — X17, 50" wide, Grain 341			
	5112913	New Red Heel boards, Seat sides, Rear door, Rear quarter and Rear quarter pocket trim pads.	A/R		
		LEATHER CLOTH — X17, 50" wide, Grain 340			
	5109828	Red	A/R	Early Models Van	
		LEATHER CLOTH — X17, 50" wide, Grain 341			
	5111498	Red	A/R	Late Models Van	
		VYNAIR — No. 6, 50" wide, Grain 400			
	5112000	Light Grey Headlining and Backlight surround trim pad.	A/R		
	7096088	FELT—Heavy Needle Loom, 54" wide	A/R	Order in fact	
		CARPET — Firth 2444 — Rubber backed, 40" wide			
	5112250	Charcoal	A/R		
	5112246	Azure Blue	A/R		
	5112247	Dark Blue	A/R		
	5112249	Green	A/R		
	5112248	Red	A/R		
	5112245	Beige	A/R		
	5112254	Bermuda Blue	A/R		
	5112244	Ilex Green	A/R		
	5112243	Brown	A/R		
	5112252	New Red	A/R		
	5112253	Loch Blue	A/R		
	5112251	Black	A/R		
		Dash sides, Sill and Heel boards.			
		CARPET — Complete Moulded (Front Floor)			
	7065067	Charcoal (Superseded by 7065245)	1	Pneumatic throttle operated models	
	7065245	Charcoal	1		
	7065069	Beige (Superseded by 7065240)	1		
	7065240	Beige	1		
	7065070	Azure Blue (Superseded by 7065241)	1		
	7065241	Azure Blue } R.H.D.	1		
	7065071	Dark Blue } (Superseded by 7065242)	1		
	7065242	Dark Blue }	1		
	7065072	Red (Superseded by 7065243)	1		
	7065243	Red	1		
	7065073	Green (Superseded by 7065244)	1		
	7065244	Green	1		
		CARPET — Complete Moulded (Front Floor)			
	7065077	Charcoal (Superseded by 7065255)	1		Pneumatic throttle operated models
	7065255	Charcoal	1		
	7065079	Beige (Superseded by 7065250)	1		
	7065250	Beige	1		
	7065080	Azure Blue (Superseded by 7065251)	1		
	7065251	Azure Blue } L.H.D.	1		
	7065081	Dark Blue } (Superseded by 7065252)	1		
	7065252	Dark Blue }	1		
	7065082	Red (Superseded by 7065253)	1		
	7065253	Red	1		
	7065083	Green (Superseded by 7065254)	1		
	7065254	Green	1		

BODY FITTINGS

Plate Ref.	Part Number	DESCRIPTION	No. per Veh.	REMARKS
		SOFT TRIM—continued		
		CARPET — Complete Moulded (Front Floor)—continued		
	7065270	Charcoal ...	1	} Cable throttle operated Models Automatic choke
	7065271	Beige ...	1	
	7065272	Azure Blue ...	1	
	7065273	Dark Blue ...	1	
	7065274	Red ...	1	
	7065275	Green ...	1	
	7065277	New Red ...	1	
	7065276	Black ...	1	
	7065280	Charcoal ...	1	
	7065281	Beige ...	1	
	7065282	Azure Blue ...	1	
	7065283	Dark Blue ...	1	
	7065284	Red ...	1	
	7065285	Green ...	1	
	7065287	New Red ...	1	
	7065286	Black ...	1	
		CARPET — Complete Moulded (Front Floor)		
	7065402	Beige ...	1	} Cable throttle operated Models Manual choke
	7065403	Loch Blue ...	1	
	7065406	Green ...	1	
	7065496	Brown ...	1	
	7065405	New Red ...	1	
	7065495	Bermuda Blue ...	1	
	7065407	Black ...	1	
	7065497	Ilex Green ...	1	
	7065412	Beige ...	1	
	7065413	Loch Blue ...	1	
	7065416	Green ...	1	
	7065419	Brown ...	1	
	7065415	New Red ...	1	
	7065418	Bermuda Blue ...	1	
	7065417	Black ...	1	
	7065420	Ilex Green ...	1	
		Note. Manual Choke Operated Models from B.41,9,086306 De Luxe, B.43,1,003898 Chamois.		
		WHEELARCH CARPET — Moulded (Front)		
	7065087	Charcoal ...	1	}
	7065089	Beige ...	1	
	7065090	Azure Blue ...	1	
	7065091	Dark Blue ...	1	
	7065092	Red ...	1	
	7065093	Green ...	1	
	7065094	New Red ...	1	
	7065095	Black ...	1	
	7065096	Loch Blue ...	1	
	7065499	Bermuda Blue ...	1	
	7065501	Ilex Green ...	1	
	7065500	Brown ...	1	

BODY FITTINGS

Plate Ref.	Part Number	DESCRIPTION	No. per Veh.	REMARKS
		SOFT TRIM—continued		
		WHEELARCH CARPET — Moulded (Front)		
	7065097	Charcoal ...	1	
	7065099	Beige ...	1	
	7065100	Azure Blue ...	1	
	7065101	Dark Blue ...	1	
	7065102	Red ...	1	
	7065103	Green ...	1	
	7065104	New Red ...	1	
	7065105	Black... ...	1	
	7065106	Loch Blue ...	1	
	7065107	Bermuda Blue ...	1	
	7065109	Ilex Green ...	1	
	7065108	Brown ...	1	
		N/S (L.H.)		
		REAR FLOOR CARPET — Moulded		
	7065057	Charcoal ...	1	
	7065059	Beige ...	1	
	7065060	Azure Blue ...	1	
	7065061	Dark Blue ...	1	
	7065062	Red ...	1	
	7065063	Green ...	1	
	7065064	Loch Blue ...	1	
	7065505	Bermuda Blue ...	1	
	7065507	Ilex Green ...	1	
	7065065	New Red ...	1	
	7065506	Brown ...	1	
	7065066	Black... ...	1	
		FLOOR COVERINGS — VAN		
	7205238	Front floor mat (Rubber)—R.H.D....	1	
	7205236	Front floor mat (Rubber)—L.H.D....	1	
	7200227	Front wheelarch mat—O/S (R.H.) ...	1	
	7200228	Front wheelarch mat—N/S (L.H.) ...	1	
	7205139	Rear floor mat... ..	1	
		FRONT SEAT COVERINGS		
		Note. Grain 341 material introduced from B.41,9,086306 De Luxe, B.42,9,003215 Standard.		
		SEAT CUSHION (Grain 340)		
	7065026	Bright Red ...	2	
	7065027	Azure Blue ...	2	
	7065170	Beige ...	2	
	7065171	Dark Blue ...	2	
	7065172	Red (RE.14) ...	2	
	7065173	Apple Green ...	2	
		SEAT CUSHION (Grain 341)		
	7065338	Beige ...	2	
	7065481	Black ...	2	
	7065339	Dark Blue ...	2	
	7065340	Apple Green ...	2	
	7065341	Loch Blue... ..	2	
	7065342	Red (RE.192) ...	2	
	7065482	Bermuda Blue ...	2	
	7065483	Mid Green ...	2	
	7065484	Brown ...	2	

BODY FITTINGS

Plate Ref.	Part Number	DESCRIPTION	No. per Veh.	REMARKS
		SOFT TRIM—continued		
		FRONT SEAT COVERINGS—continued		
		SEAT SQUAB (Grain 340)		
7065032		Bright Red	2	
7065033		Azure Blue	2	
7065180		Beige	2	
7065181		Dark Blue	2	
7065182		Red (RE.14)	2	
7065183		Apple Green	2	
		SEAT SQUAB (Grain 341)		
7065346		Beige	2	
7065347		Dark Blue	2	
7065348		Apple Green	2	
7065349		Loch Blue	2	
7065350		Red (RE.192)	2	
7065488		Black	2	
7065489		Bermuda Blue	2	
7065490		Mid Green	2	
7065491		Brown	2	
		SEAT CUSHION (Grain 340)		
7065172		Red	1	Van, Early Models
		SEAT CUSHION (Grain 341)		
7065174		Red (RE.14)	1	Van, Late Models
		SEAT SQUAB (Grain 340)		
7065182		Red	1	Van, Early Models
		SEAT SQUAB (Grain 341)		
7065184		Red (RE.14)	1	Van, Late Models
		SEAT CUSHION		
7065290		Beige	2	} Chamois
7065291		Loch Blue... ..	2	
7065292		New Red	2	
7065293		Black	2	
		SEAT SQUAB		
7065297		Beige	2	
7065298		Loch Blue... ..	2	
7065299		New Red	2	
7065300		Black	2	
		REAR SEAT COVERINGS		
		Note, Grain 341 material introduced from B.41,9,086306 De Luxe, B.42,9,003215 Standard.		
		SEAT CUSHION (Grain 340)		
7065019		Bright Red	1	} Mk. I Standard & De Luxe
7065020		Azure Blue	1	
7065160		Beige	1	
7065161		Dark Blue	1	
7065162		Red (RE.14)	1	
7065163		Apple Green	1	
		SEAT CUSHION (Grain 341)		
7065354		Beige	1	
7065355		Dark Blue	1	
7065356		Apple Green	1	
7065357		Loch Blue... ..	1	
7065358		Red (RE.192)	1	

BODY FITTINGS

Plate Ref.	Part Number	DESCRIPTION	No. per Veh.	REMARKS
		SOFT TRIM—continued		
		REAR SEAT COVERINGS—continued		
		SEAT SQUAB (Grain 340)		
	7065013	Bright Red	1	} Mk. I Standard & De Luxe
	7065014	Azure Blue	1	
	7065150	Beige	1	
	7065151	Blue	1	
	7065152	Red (RE.14)	1	
	7065153	Apple Green	1	
		SEAT SQUAB (Grain 341)		
	7065362	Beige	1	} Mk. I Chamois
	7065363	Dark Blue	1	
	7065364	Apple Green	1	
	7065365	Loch Blue... ..	1	
	7065366	Red (RE.192)	1	
		SEAT CUSHION		
	7065304	Beige	1	} Mk. I Chamois
	7065305	Loch Blue... ..	1	
	7065306	New Red	1	
	7065307	Black	1	
		SEAT SQUAB		
	7065310	Beige	1	} Super
	7065311	Loch Blue... ..	1	
	7065312	New Red	1	
	7065313	Black	1	
		SEAT CUSHION		
	7065466	Beige	1	} Super
	7065465	New Red	1	
	7065463	Black	1	
	7065464	Bermuda Blue	1	
	7065467	Brown	1	
		SEAT SQUAB		
	7065461	Beige	1	} Mk. II De Luxe
	7065460	New Red	1	
	7065458	Black	1	
	7065459	Bermuda Blue	1	
	7065462	Brown	1	
		SEAT CUSHION		
	7065358	New Red	1	} Mk. II De Luxe
	7065470	Black	1	
	7065471	Bermuda Blue	1	
	7065473	Brown	1	
	7065472	Mid Green	1	
		SEAT SQUAB		
	7065366	New Red	1	} Mk. II Chamois
	7065477	Black	1	
	7065478	Bermuda Blue	1	
	7065480	Brown	1	
	7065479	Mid Green	1	
		SEAT CUSHION		
	7065572	Beige	1	} Mk. II Chamois
	7065575	New Red	1	
	7065573	Black	1	
	7065574	Loch Blue... ..	1	
		SEAT SQUAB		
	7065453	Beige	1	} Mk. II Chamois
	7065456	New Red	1	
	7065454	Black	1	
	7065455	Loch Blue... ..	1	

BODY FITTINGS

Plate Ref.	Part Number	DESCRIPTION	No. per Veh.	REMARKS	
		SOFT TRIM—continued			
		DOOR TRIM PADS (Grain 340)			
		Note. Grain 341 introduced from B.41,9,086306 De Luxe.			
7065038		Trim pad—O/S (R.H.)	1	} Mk. I De Luxe	
7065044		Trim pad—N/S (L.H.)	1		
7065039		Trim pad—O/S (R.H.)	1		
7065045		Trim pad—N/S (L.H.)	1		
7065110		Trim pad—O/S (R.H.)	1		
7065120		Trim pad—N/S (L.H.)	1		
7065111		Trim pad—O/S (R.H.)	1		
7065121		Trim pad—N/S (L.H.)	1		
7065112		Trim pad—O/S (R.H.)	1		
7065122		Trim pad—N/S (L.H.)	1		
7065113		Trim pad—O/S (R.H.)	1		
7065123		Trim pad—N/S (L.H.)	1		
		DOOR TRIM PAD (Grain 341)			
7065370		Trim pad—O/S (R.H.)	1	} Mk. II De Luxe	
7065378		Trim pad—N/S (L.H.)	1		
7065371		Trim pad—O/S (R.H.)	1		
7065379		Trim pad—N/S (L.H.)	1		
7065372		Trim pad—O/S (R.H.)	1		
7065380		Trim pad—N/S (L.H.)	1		
7065373		Trim pad—O/S (R.H.)	1		
7065381		Trim pad—N/S (L.H.)	1		
7065374		Trim pad—O/S (R.H.)	1		
7065382		Trim pad—N/S (L.H.)	1		
		DOOR TRIM PADS			
7065191		Trim pad—O/S (R.H.)	1	} Mk. I Standard	
7065201		Trim pad—N/S (L.H.)	1		
7065190		Trim pad—O/S (R.H.)	1		
7065200		Trim pad—N/S (L.H.)	1		
7065192		Trim pad—O/S (R.H.)	1		
7065202		Trim pad—N/S (L.H.)	1		
7065193		Trim pad—O/S (R.H.)	1		
7065203		Trim pad—N/S (L.H.)	1		
7065194		Trim pad—O/S (R.H.)	1		
7065204		Trim pad—N/S (L.H.)	1		
7065195		Trim pad—O/S (R.H.)	1		
7065205		Trim pad—N/S (L.H.)	1		
7065196		Trim pad—O/S (R.H.)	1		
7065206		Trim pad—N/S (L.H.)	1		
		DOOR TRIM PADS			
7065316		Trim pad—O/S (R.H.)	1		} Mk. I Chamois
7065322		Trim pad—N/S (L.H.)	1		
7065317		Trim pad—O/S (R.H.)	1		
7065323		Trim pad—N/S (L.H.)	1		
7065318		Trim pad—O/S (R.H.)	1		
7065324		Trim pad—N/S (L.H.)	1		
7065319		Trim pad—O/S (R.H.)	1		
7065325		Trim pad—N/S (L.H.)	1		

BODY FITTINGS

Plate Ref.	Part Number	DESCRIPTION	No. per Veh.	REMARKS
		SOFT TRIM—continued		
		DOOR TRIM PADS		
7065518	Trim pad—O/S (R.H.)	Beige	1	
7065527	Trim pad—N/S (L.H.)		1	
7065521	Trim pad—O/S (R.H.)	New Red (RE.192)	1	Mk. II Chamois and Super
7065530	Trim pad—N/S (L.H.)		1	
7065519	Trim pad—O/S (R.H.)	Black	1	
7065528	Trim pad—N/S (L.H.)		1	
7065520	Trim pad—O/S (R.H.)	Loch Blue	1	
7065529	Trim pad—N/S (L.H.)		1	
7065522	Trim pad—O/S (R.H.)	Bermuda Blue	1	Super
7065531	Trim pad—N/S (L.H.)		1	
7065523	Trim pad—O/S (R.H.)	Brown	1	
7065532	Trim pad—N/S (L.H.)		1	
7065534	Trim pad—O/S (R.H.)	New Red (RE. 192)	1	
7065382	Trim pad—N/S (L.H.)		1	
7065510	Trim pad—O/S (R.H.)	Black	1	
7065514	Trim pad—N/S (L.H.)		1	
7065511	Trim pad—O/S (R.H.)	Bermuda Blue	1	Mk. II De Luxe
7065515	Trim pad—N/S (L.H.)		1	
7065513	Trim pad—O/S (R.H.)	Brown	1	
7065517	Trim pad—N/S (L.H.)		1	
7665512	Trim pad—O/S (R.H.)	Mid Green	1	
7065516	Trim pad—N/S (L.H.)		1	
		DOOR TRIM PADS (Grain 340)		
7065193	Trim pad—O/S (R.H.)	Red (RE.14)	1	Van Early Models
7065203	Trim pad—N/S (L.H.)		1	
		DOOR TRIM PADS (Grain 341)		
7065197	Trim pad—O/S (R.H.)	Red (RE.14)	1	Van Late Models
7065207	Trim pad—N/S (L.H.)		1	
		REAR QUARTER TRIM PADS (Grain 340)		
		Note. Grain 341 introduced from B.41,9,086306 De Luxe.		
7065000	Trim pad—O/S (R.H.)	Bright Red (AG)	1	
7065007	Trim pad—N/S (L.H.)		1	
7065001	Trim pad—O/S (R.H.)	Azure Blue	1	
7065008	Trim pad—N/S (L.H.)		1	
7065130	Trim pad—O/S (R.H.)	Beige	1	Mk. I De Luxe
7065140	Trim pad—N/S (L.H.)		1	
7065131	Trim pad—O/S (R.H.)	Dark Blue	1	
7065141	Trim pad—N/S (L.H.)		1	
7065132	Trim pad—O/S (R.H.)	Red (RE.14)	1	
7065142	Trim pad—N/S (L.H.)		1	
7065133	Trim pad—O/S (R.H.)	Apple Green	1	
7065143	Trim pad—N/S (L.H.)		1	
		REAR QUARTER TRIM PADS (Grain 341)		
7065386	Trim pad—O/S (R.H.)	Beige	1	
7065394	Trim pad—N/S (L.H.)		1	
7065387	Trim pad—O/S (R.H.)	Dark Blue	1	
7065395	Trim pad—N/S (L.H.)		1	
7065388	Trim pad—O/S (R.H.)	Apple Green	1	Mk. I De Luxe
7065396	Trim pad—N/S (L.H.)		1	
7065389	Trim pad—O/S (R.H.)	Loch Blue	1	
7065397	Trim pad—N/S (L.H.)		1	
7065390	Trim pad—O/S (R.H.)	Red (RE.192)	1	
7065398	Trim pad—N/S (L.H.)		1	

BODY FITTINGS

Plate Ref.	Part Number	DESCRIPTION	No. per Veh.	REMARKS	
		SOFT TRIM—continued			
		REAR QUARTER TRIM PADS			
7065211		Trim pad—O/S (R.H.)	1	Mk. I Standard	
7065221		Trim pad—N/S (L.H.)	1		
7065210		Trim pad—O/S (R.H.)	1		
7065220		Trim pad—N/S (L.H.)	1		
7065212		Trim pad—O/S (R.H.)	1		
7065222		Trim pad—N/S (L.H.)	1		
7065213		Trim pad—O/S (R.H.)	1		
7065223		Trim pad—N/S (L.H.)	1		
7065214		Trim pad—O/S (R.H.)	1		
7065224		Trim pad—N/S (L.H.)	1		
7065215		Trim pad—O/S (R.H.)	1		
7065225		Trim pad—N/S (L.H.)	1		
7065216		Trim pad—O/S (R.H.)	1		
7065226		Trim pad—N/S (L.H.)	1		
		REAR QUARTER TRIM PADS			
7065328		Trim pad—O/S (R.H.)	1		Mk. I Chamois
7065334		Trim pad—N/S (L.H.)	1		
7065329		Trim pad—O/S (R.H.)	1		
7065335		Trim pad—N/S (L.H.)	1		
7065330		Trim pad—O/S (R.H.)	1		
7065336		Trim pad—N/S (L.H.)	1		
7065331		Trim pad—O/S (R.H.)	1		
7065337		Trim pad—N/S (L.H.)	1		
		REAR QUARTER TRIM PADS			
7065558		Trim pad—O/S (R.H.)	1	Super	
7065565		Trim pad—N/S (L.H.)	1		
7065556		Trim pad—O/S (R.H.)	1		
7065563		Trim pad—N/S (L.H.)	1		
7065554		Trim pad—O/S (R.H.)	1		
7065561		Trim pad—N/S (L.H.)	1		
7065555		Trim pad—O/S (R.H.)	1		
7065562		Trim pad—N/S (L.H.)	1		
7065557		Trim pad—O/S (R.H.)	1		
7065564		Trim pad—N/S (L.H.)	1		
		REAR QUARTER TRIM PADS			
7065538		Trim pad—O/S (R.H.)	1	Mk. II De Luxe	
7065545		Trim pad—N/S (L.H.)	1		
7065536		Trim pad—O/S (R.H.)	1		
7065543		Trim pad—N/S (L.H.)	1		
7065537		Trim pad—O/S (R.H.)	1		
7065544		Trim pad—N/S (L.H.)	1		
7065540		Trim pad—O/S (R.H.)	1		
7065547		Trim pad—N/S (L.H.)	1		
7065539		Trim pad—O/S (R.H.)	1		
7065546		Trim pad—N/S (L.H.)	1		

BODY FITTINGS

Plate Ref.	Part Number	DESCRIPTION	No. per Veh.	REMARKS
		SOFT TRIM—continued		
		REAR QUARTER TRIM PADS		
	7065328	Trim pad—O/S (R.H.)	1	} Mk. II Chamois
	7065334	Trim pad—N/S (L.H.)	1	
	7065330	Trim pad—O/S (R.H.)	1	
	7065336	Trim pad—N/S (L.H.)	1	
	7065331	Trim pad—O/S (R.H.)	1	
	7065337	Trim pad—N/S (L.H.)	1	
	7065329	Trim pad—O/S (R.H.)	1	
	7065335	Trim pad—N/S (L.H.)	1	
		Note. Rear Quarter Pocket Armrest Trim Pads—Van		
		See Miscellaneous Trim Section.		
	7200282	HEADLINING COMPLETE (Light Grey)	1	
		FLOOR COVERINGS		
	7200248	Front floor mat—Rubber (R.H.D.)	1	} Standard
	7200249	Front floor mat—Rubber (L.H.D.)	1	
	7065260	Front floor mat—Rubber (R.H.D.)	1	
	7065261	Front floor mat—Rubber (L.H.D.)	1	
	7205236	Front floor mat—Rubber (R.H.D.)	1	
	7205238	Front floor mat—Rubber (L.H.D.)	1	
		Note. Manually operated choke models were introduced from B.42,9,003215.		
		CKD, introduction points are as follows:- Standard B.42,9,509973 Australia, B.42,9,510021 Venezuela.		
	7200227	Front wheelarch mat—Rubber—O/S (R.H.)	1	} Van
	7200228	Front wheelarch mat—Rubber—N/S (L.H.)	1	
	7200230	Sill mat—O/S (R.H.)	1	
	7200231	Sill mat—N/S (L.H.)	1	
	7200226	REAR FLOOR MAT (Pneumatic throttle operated models)	1	
	7205139	REAR FLOOR MAT (Cable throttle operated models)	1	
	7205238	Front floor mat—Rubber—R.H.D.	1	
	7205236	Front floor mat—Rubber—L.H.D.	1	
	7200227	Front wheelarch mat—O/S (R.H.)	1	
	7200228	Front wheelarch mat—N/S (L.H.)	1	
	7205139	Rear floor mat	1	
D349	7200229	REAR LUGGAGE FLOOR MAT (Black)	1	} Not applicable to Van
D350	7204156	Finishing strip—Mat	1	
	9772083	Screw, No. 6 x 1/2" Mush. hd. self-tapping—Strip and mat to body	5	
		REAR ARM REST		
	7208040	Armrest—O/S (R.H.)	1	} Chamois
	7208041	Armrest—N/S (L.H.)	1	
	9023105	Wing nut, No. 10 U.N.F.	4	
	9067088	Washer, 1/8" plain	4	
	9067096	Washer, 3/16" plain	4	
		Note. For Rear quarter pocket armrest, see Miscellaneous trim, Super.		

BODY FITTINGS

Plate Ref.	Part Number	DESCRIPTION	No. per Veh.	REMARKS
		MISCELLANEOUS TRIM		
		ROOF		
		Headlining complete—See Soft trim.		
	7204074	Listing rail No. 1 (Red)	1	
	7204075	Listing rail No. 2 (Blue)	1	
	7204076	Listing rail No. 3 (Yellow)	1	
	7204077	Listing rail No. 4 (Green)	1	
H351	2220824	Clip—Backlight surround trim pad	5	
D352	7204080	Finisher—Rear	1	
	7204044	Clip } Finisher	8	Superseded by 7205250
H353	7205250	Clip } retaining	8	
	7206359	TRIM PAD—HEADER	1	
	9763125	Screw, No. 8 Csk. hd.	4	} Alternatives } Van
	9773126	Screw, No. 8 × ¼" self-tapping bdg. hd. } Header pad	4	
	9670002	Cup washer	4	
	9067139	Washer, plain	8	
	9020244	Spire nut	8	
		DOOR		
		Trim pads—See Soft trim.		
CH354	7065052	Door seal c/w piping—Charcoal	2	
	9762085	Screw, No. 6 × ¼" Rsd. hd.—self-tapping—Trim pad to door	6	
	7200465	Washer, No. 6 cup (Superseded by 9670634)	6	
	9670634	Washer, No. 6 cup	6	
	9762085	Screw, No. 6 × ¼" Rsd. rec. hd. } to	10	} Standard
	7200465	Washer, No. 6 cup	10	
	9670634	Washer, No. 6 cup	10	
	7096070	WAIST FINISHER—O/S (R.H.)	1	
C355	7096071	WAIST FINISHER—N/S (L.H.)	1	
J356	7208291	Spire clip	4	
	9763085	Screw, No. 8 × ¼" tapping } Waist finisher	4	} Chamois
	7200465	Washer, No. 6 cup	4	
	9670634	Washer, No. 6 cup	4	
C357	7208034	Moulding—Waist finisher	2	
J358	7208036	Clip—Moulding to finisher	10	
	7208121	Wood capping—O/S (R.H.)	1	
C359	7208122	Wood capping—N/S (L.H.)	1	
	9772046	Screw, No. 6 tapping—Wood capping to facia	14	
		PANEL—DRIP MOULDING		
	7208022	Finisher—O/S (R.H.) } Drip moulding	1	} Super
G360	7208021	Finisher—N/S (L.H.) }	1	
J361	9129577	Clip—Drip moulding	A/R	
J362	9131180	Clip—Trim pads to door	6	Mk. I & II Chamois, Super
	7096102	Waist finisher—O/S (R.H.) } Door	1	} Super
C363	7096103	Waist finisher—N/S (L.H.) }	1	
J364	7207285	Clip—Insert	A/R	
J365	7208291	Spire clip	4	
	9763085	Screw	8	
	9670634	Cup washer	8	

BODY FITTINGS

Plate Ref.	Part Number	DESCRIPTION	No. per Veh.	REMARKS
		MISCELLANEOUS TRIM—continued		
		REAR QUARTER		
D366	7207207	ASH TRAY—Rear Quarter	2	Mk. II De Luxe
	2223559	ASH TRAY	2	
	2223558	Bezel—Ash tray	2	
	9762125	Screw, No. 6 self-tapping	4	} Super
	7208007	Spire nut } Ash tray to trim pad	4	
		Trim pads—See Soft trim.		
	9762085	Screw, No. 6 × 1/2" Rsd. rec. hd.—Self-tapping	8	} Superseded by 9670634
	7200465	Washer, No. 6 cup } Trim pad to body	8	
	9670634	Washer, No. 6 cup	8	
	9762085	Screw, No. 6 × 1/2" self-tapping	2	} (Superseded by 9670634)
	7200465	Washer, No. 6 cup } Trim pads rear quarter	2	
	9670634	Washer, No. 6 cup	2	
	2223559	ASH TRAY—Rear Quarter trim pad	2	
	2223558	Bezel—Ash tray	2	
	9762125	Screw, No. 6 tapping	4	
	7208007	Spire nut	4	
	7096072	Waist finisher—O/S (R.H.)	1	
D367	7096073	Waist finisher—N/S (L.H.)	1	} Chamois
J368	7208291	Spire clip (Front)	2	
J369	9132999	Spire clip (Rear)	2	
	7208290	Spire nut	2	
	7208233	Screw, 1/2" U.N.F.	2	} to quarter light
	9661163	Washer, 1/2" shakeproof	2	
	9763085	Screw, 1/2" tapping—Waist finisher to 'B' post finisher panel	2	
D370	7208035	Moulding—Waist finisher	2	
J371	7208036	Clip—Moulding to finisher	8	
	7208032	Wood capping—O/S (R.H.)	1	
D372	7208033	Wood capping—N/S (L.H.)	1	
	9772046	Screw, No. 6 tapping—Wood capping to finisher	10	
	7096104	Waist finisher—O/S (R.H.)	1	} Super
D373	7096105	Waist finisher—N/S (L.H.)	1	
		REAR QUARTER POCKET		
D374	7204110	Finisher—Pocket	2	} Standard and De Luxe
J375	7204112	Clip—Finisher to pocket	4	
D376	7204105	Hook—Squab stop strap	2	
	39213082	Screw, No. 10 U.N.F. × 1/2" Rsd. rec. hd.—Hook to finisher	2	} Chamois
D377	7208078	Finisher pocket	2	
J378	7204112	Clip—Finisher to pocket	4	
	7210206	Armrest—O/S (R.H.)	1	} Super
D379	7210207	Armrest—N/S (L.H.)	1	
J380	9130066	Clip—Armrest to pocket	4	
		REAR QUARTER FINISHER		
	7204105	Hook—Squab stop strap	2	} De Luxe and Standard
	39213082	Screw, No. 10 U.N.F. × 1/2" Rsd. rec. hd.—Hook to finisher	2	
	7206358	TRIM PAD—Rear seat panel	1	} Van
	9762085	Screw, No. 6 × 1/2" Rec. hd.	5	
	9670634	Cup washer	5	
		REAR SQUAB PANEL		
D381	7200232	Mat—Squab panel	1	

BODY FITTINGS

Plate Ref.	Part Number	DESCRIPTION	No. per Veh.	REMARKS
		MISCELLANEOUS TRIM—continued		
		REAR SQUAB PANEL		
	39124081	Screw, 1/4" U.N.F. x 1/2" Csk.—Squab panel to wheelarch		Rear squab to squab panel
	9723126	Screw, No. 8 x 3/4" Rsd. rec. hd.—self-tapping	4	
	7200450	Washer, No. 8 cup	10	
D382	7204087	Strap—Rear squab stop	2	
	7204109	Screw—Strap to squab	2	
	7208010	Finisher—Rear squab top	1	Chamois
		FRONT FLOOR		
C383	7200466	Sill tread plate	2	Chamois
	9761065	Screw, No. 4 x 3/8" tapping—Tread plate to sill	12	
		PAINT (1 Pint Tins)		
		Note. Numbers shown in brackets against paint name represent colour code stamped on Chassis Identification Plate.		
	5115072	Embassy Black (1)	A/R	Supersedes 5100590
	5115110	Foam White (8)	A/R	Supersedes 5106352
	5112179	Tartan Red (77)		No longer supplied
	5115164	Loch Blue (78)...	A/R	Supersedes 5112181
	5115166	Balmoral Grey (76)	A/R	Supersedes 5112183
	5115168	Skye Blue (72)...	A/R	Supersedes 5112185
	5115170	Glenalmond Green (75)	A/R	Supersedes 5112187
	5115172	Tartan Red (85)	A/R	Supersedes 5112213
	5115549	Polar White (108)	A/R	
	5115551	Orchid Green (109)	A/R	
	5115553	Capri Blue (110)	A/R	
	5115182	Forest Green (86)	A/R	Supersedes 5112286
	5115555	Coffee Brown (111)	A/R	
	5115162	Maroon (70)	A/R	Supersedes 5111684
	5115210	Oxford Blue (102)	A/R	
	5115565	Bermuda Blue (105)	A/R	Supersedes 5114991
	5115567	Willow Green (104)	A/R	Supersedes 5114993
		PAINT (4 Pint Tins)		
	5115073	Embassy Black (1)	A/R	Supersedes 5100591
	5115111	Foam White (8)	A/R	Supersedes 5106353
	5112180	Tartan Red (77)		No longer supplied
	5115165	Loch Blue (78)...	A/R	Supersedes 5112182
	5115167	Balmoral Grey (76)	A/R	Supersedes 5112184
	5115169	Skye Blue (72)	A/R	Supersedes 5112186
	5115171	Glenalmond Green (75)	A/R	Supersedes 5112188
	5115173	Tartan Red (85)	A/R	Supersedes 5112214
	5115550	Polar White (108)	A/R	
	5115568	Willow Green (104)	A/R	Supersedes 5114994
	5115552	Orchid Green (109)	A/R	
	5115554	Capri Blue (110)	A/R	
	5115566	Bermuda Blue (105)	A/R	
	5115556	Coffee Brown (111)	A/R	
	5115163	Maroon (70)	A/R	
	5115211	Oxford Blue (102)	A/R	
	5115183	Forest Green (86)	A/R	Supersedes 5112287

BODY FITTINGS

Plate Ref.	Part Number	DESCRIPTION	No. per Veh.	REMARKS
EXTERIOR FITTINGS				
BADGES AND FIXINGS				
F384	7200320	Front name badge		Not supplied.
G385	7200321	Surround } Badge	1	
H386	7200328	Centre } Friction bush—Badge to grille surround	1	
			4	
NAME LETTERS—Bonnet (Hood)				
G387	2221792	"H"	1	Up to B.41,1,026501 De Luxe B.42,1,000227 Standard
G388	2221793	"I"	1	
G389	2221794	"L"	2	
G390	2221795	"M"	1	
G391	2221796	"A"	1	
G392	2221797	"N"	1	
G393	2227626	"H"	1	
G394	2227627	"I"	1	
G395	2227628	"L"	2	
G396	2227629	"M"	1	
G397	2227630	"A"	1	
G398	2227631	"N"	1	
	5240479	Name letter set "Hillman"	A/R	From B.41,1,026502 De Luxe B.42,1,000228 Standard and Mk. II
G399	2201600	"S"	1	
G400	2201601	"U"	1	Superseded by 2108560/66
G401	2201602	"N"	1	
G402	2201603	"B"	1	
G403	2201604	"E"	1	
G404	2201605	"A"	1	
G405	2201606	"M"	1	
	H.108560	"S"	1	
	H.108561	"U"	1	
	H.108562	"N"	1	
	H.108563	"B"	1	
	H.108564	"E"	1	
	H.108565	"A"	1	
	H.108566	"M"	1	
	2108560	"S"	1	
	2108561	"U"	1	
	2108562	"N"	1	
	2108563	"B"	1	
	2108564	"E"	1	
	2108565	"A"	1	
	2108566	"M"	1	
H406	9132936	Clip—Name letters to Bonnet (Hood)	14	Superseded by 9132944 Sunbeam
	7209013	Friction bush } Name letters to	14	
	9132944	Friction bush } Bonnet (Hood)	14	
G407	7208026	BONNET NAME BADGE—"SINGER"	1	Chamois
H408	7200328	Friction bush—Badge to bonnet	3	
G409	7207108	BONNET NAME BADGE—"SUNBEAM"	1	
	7200328	Friction bush	3	
G410	H.103933	NAME BADGE—"COMMER"	2	
	9721065	Screw, No. 4 × 3/8"—Badge fixing	4	
G411	7204086	REAR NAME BADGE—"HILLMAN"	1	
H412	9132944	Clip—Badge to body	3	
G413	7208027	REAR NAME BADGE—"SINGER"	1	
H414	7200328	Friction bush—Badge to rear crossmember	2	

BODY FITTINGS

Plate Ref.	Part Number	DESCRIPTION	No. per Veh.	REMARKS	
		EXTERIOR FITTINGS—continued			
		BADGES AND FIXINGS—continued			
G415	7200781	REAR NAME BADGE } "SUNBEAM"	1	Superseded by 7209007	
	7209007	REAR NAME BADGE }	1		
	9132907	Clip ... } Badge ...	4		
	9206526	Spire nut } to body ...	4		
G416	7207109	REAR NAME BADGE—"SUNBEAM" ...	1		
G417	7208240	GRILLE NAME BADGE—"CHAMOIS" ...	1		Chamois
	7200871	Plaque—Name badge ...	1		
	9771046	Screw, No. 4 × 1/4" Cross recess—Badge to grille ...	2		
G418	7210312	NAME BADGE—"SUPER IMP" ...	3		Super
	9132944	Bush—Surround to body ...	2		
G419	7210304	GRILLE NAME BADGE—"SUPER IMP" ...	1		
	9550021	Nut ...	1		Super
	9661113	Washer, spring } Name badge to grille ...	1		
	7210311	Sealing washer—Special ...	1	Mk. II except Super	
G420	2225277	Surround shield—Badge ...	2		
G421	2231663	Insert shield "Mk. II" ...	2		
H422	9132944	Bush—Badge to body ...	6		
		FRONT BUMPER			
F423	7200001	FRONT BUMPER ...	1	Superseded by 5200482 Early Models	
F424	7200002	Back bar ...	4		
F425	7200006	Bolt, special ...	4		
	9067024	Washer, 1/8" plain ...	4		
	5200482	Washer, 1/8" plain } Bumper to back bar ...	4		
	9660203	Washer, 1/8" spring ...	4		
	9510051	Nut, 1/8" U.N.F. ...	4		
	19505081	Screw, 1/8" U.N.F. × 1" ...	2		
	9067027	Washer, 1/8" plain ... } Back bar ...	2		
	9660202	Washer, 1/8" spring ... } to body ...	2		
	5200485	Washer, 1/8" spring ... }	2		
	7200834	FRONT BUMPER ...	1		Superseded by 5200485 Early Models
	7200740	Reinforcement bar c/w number plate hanging brackets ... (Superseded by 7200818)	1		
	7200818	Reinforcement bar c/w number plate hanging brackets ...	1		
	7200752	Back bar—O/S (R.H.) ...	1		
	7200753	Back bar—N/S (L.H.) ...	1		
	7200755	Bolt, special ... (Early Models)	4		
	7200755	Bolt, special ... (Late Models)	2		
	7200837	Bolt, special } Bumper to back bar ... (Late Models)	2		
	7200736	Packing piece ...	4		
	7200754	Bolt—Over-rider ...	2		
	7200746	Reinforcement tube—O/S (R.H.) ...	1		
	7200747	Reinforcement tube—N/S (L.H.) ...	1		
	9510051	Nut, 1/8" U.N.F. ...	2		
	9067089	Washer, 1/8" plain ... } Reinforcement tubes to body ...	2		
	9661203	Washer, 1/8" spring ... }	2		
F426	7200164	HANGER—Front number plate ...	1	N.A.S. Sunbeam	
	9732066	Screw, No. 6 U.N.F. × 3/8"—Hanger to body ...	2		
		Note. For Over-riders see Special Accessories section.			

BODY FITTINGS

Plate Ref.	Part Number	DESCRIPTION	No. per Veh.	REMARKS
F427	7200004	REAR BUMPER	1	
F428	7200005	Back bar	2	
F429	7200006	Bolt, special	4	(Early Models)
	7200837	Bolt, special	2	(Late Models)
	5200482	Washer, 1/8" plain	4	
	9660203	Washer, 1/8" spring	4	
	9510051	Nut, 1/8" U.N.F.	4	
	19505081	Screw, 1/8" U.N.F. x 1"	2	
	9067027	Washer, 1/8" plain	2	Back bar to body
	5200485	Washer, 1/8" spring	2	
	7200737	Reinforcement bar	1	(Superseded by 7200817)
	7200817	Reinforcement bar	1	
	7200748	Back bar—O/S (R.H.)	1	Superseded by 7200816
	7200749	Back bar—N/S (L.H.)	1	
	7200816	Back bar	2	
	7200755	Bolt, special	4	(Early Models)
	7200755	Bolt, special	2	Bumper to
	7200837	Bolt, special	2	back bar
	7200736	Packing piece	4	
	7200754	Bolt, over-rider	2	(Superseded by 7200814)
	7200814	Bolt, over-rider	2	
	7200837	Bolt, special	2	
	7200811	Distance piece—Over-rider	2	
	5200482	Washer, 1/8" plain	6	Bumper mounting
	9660203	Washer, 1/8" spring	6	
	9510051	Nut, 1/8" U.N.F.	6	
	7200808	Reinforcement tube and bracket	1	
	19504082	Screw, 1/4" U.N.F. x 1"	2	Mk. I
	19104073	Bolt, 1/4" U.N.F. x 7/8"	2	Mk. II
	9067017	Washer, 1/4" plain	2	Reinforcement tube
	5200487	Washer, 1/4" spring	2	to body
	9084202	Washer, special	2	
	9510043	Nut, 1/4" U.N.F.	2	
	7210130	Back bar	2	
	7200006	Bolt, special	2	
	5200482	Washer, 1/8" plain	2	Bumper to
	9660203	Washer, 1/8" spring	2	back bar
	9510051	Nut, 1/8" U.N.F.	2	
	19505081	Screw, 1/8" U.N.F. x 1"	2	
	9067027	Washer, 1/8" plain	2	Back bar
	9660202	Washer, 1/8" spring	2	to body (S'eded by 5200485)
	5200485	Washer, 1/8" spring	2	
	7210132	Bolt—Long	2	
	9067102	Washer, 1/8" plain	2	Starting handle support
	9660203	Washer, 1/8" spring	2	to bumper bar
	9510051	Nut, 1/8" U.N.F.	2	
F430	7210174	Support bar—Starting handle	1	
F431	7210175	Support plate—Rear number plate	1	
	39313081	Screw, No. 10 U.N.F. x 1/2"	3	
	9067008	Washer, 1/8" plain	6	
	9663122	Washer, 1/8" shakeproof	3	
	9510030	Nut, 1/8" U.N.F.	3	(Superseded by 5220700)
	5220700	Nut, 1/8" U.N.F.	3	
<p>Note. For Over-rider see Special Accessories section.</p>				

N.A.S. Sunbeam

Van

BODY FITTINGS

Plate Ref.	Part Number	DESCRIPTION	No. per Veh.	REMARKS
	7210160	REAR VISION MIRROR (Wing fitting,—O/S (R.H.))	1	} Van
	7210191	Bolt—Special	1	
	7210192	Washer—Special	1	
	7210193	Rubber washer	1	
	7210160	REAR VISION MIRROR (Wing fitting, O/S (R.H.))	1	
	7210161	REAR VISION MIRROR (Wing fitting, N/S (L.H.))	1	
	7210191	Bolt—Special	2	
	7210192	Washer—Special	2	
	7210193	Rubber washer	2	
		Export	2	
		MOULDINGS — DE LUXE MODELS		
G432	7204090	MOULDING—O/S (R.H.)	1	} Bonnet
	7204091	MOULDING—N/S (L.H.)	1	
H433	7096002	Clip	A/R	} Alternatives
	9129577	Clip	A/R	
J434	9129558	Clip	2	} Superseded by 9129560
	9129560	Clip to bonnet	2	
H435	7200427	Rivet	2	} Superseded by 5240464
	5240464	Rivet	2	
G436	7204094	MOULDING SCUTTLE	2	} Alternatives
	7096002	Clip	2	
J437	9129577	Clip	2	
	9129558	Clip	2	
	9129560	Clip	2	
	7200427	Rivet	2	
	5240464	Rivet	2	
	7204092	MOULDING—O/S (R.H.)	1	
G438	7204093	MOULDING—N/S (L.H.)	1	} Superseded by 7204092
	7204092	MOULDING	2	
	7096002	Clip	A/R	} Alternatives
	9129577	Clip	A/R	
H439	9129558	Clip	2	} Superseded by 9129560
	9129560	Clip to door	2	
	7200427	Rivet	2	} Superseded by 5240464
	5240464	Rivet	2	
G440	7204096	MOULDING—O/S (R.H.)	1	} Rear
	7204097	MOULDING—N/S (L.H.)	1	
	7096002	Clip	A/R	} Alternatives
	9129560	Clip	A/R	
H441	9132400	Stud	2	} Moulding to rear quarter panel
H442	7200425	Fastener	2	
G443	7204100	MOULDING—Engine compartment lid	1	} Alternatives
	7096002	Clip	8	
	9129577	Clip	8	

BODY FITTINGS

Plate Ref.	Part Number	DESCRIPTION	No. per Veh.	REMARKS
MOULDINGS — CHAMOIS				
G444	7208015	MOULDING—O/S (R.H.)—Upper	1	} Use 9034097
G445	7208016	MOULDING—N/S (L.H.)—Upper	1	
G446	7208011	MOULDING—O/S (R.H.)—Lower	1	
G447	7208012	MOULDING—N/S (L.H.)—Lower	1	
J448	7096040	Clip	A/R	
G449	7208008	Stud	2	
G450	7208009	Sealing bush	2	
G451	7208029	Thread cutting fastener	2	
	9034096	Thread cutting fastener	2	
	9034097	Thread cutting fastener	2	
G452	7208024	MOULDINGS—Door	4	} Superseded by 9034096
J453	7096040	Clip	A/R	
	7208008	Stud	2	
	7208009	Sealing bush	2	
	7208029	Thread cutting fastener	2	
	9034096	Thread cutting fastener	2	
G454	7208017	MOULDING—O/S (R.H.)—Upper	1	
G455	7208018	MOULDING—N/S (L.H.)—Upper	1	
G456	7208013	MOULDING—O/S (R.H.)—Lower	1	
G457	7208014	MOULDING—N/S (L.H.)—Lower	1	
	7096040	Clip	A/R	
G458	7208008	Stud	2	
G459	7208009	Seal—Bush	2	
G460	7208029	Thread cutting fastener	2	
	9034096	Thread cutting fastener	2	
	9034097	Thread cutting fastener	2	
G461	7208022	Drip moulding finisher—O/S (R.H.)	1	} Superseded by 7096002
G462	7208021	Drip moulding finisher—N/S (L.H.)	1	
G463	7208025	MOULDING—Upper and Lower	2	
G464	7208019	MOULDING—O/S (R.H.)	1	
G465	7208020	MOULDING—N/S (L.H.)	1	
	9205511	Spire nut—Moulding to body	4	
J466	7204166	Retainer	A/R	
	7096002	Clip	A/R	
	9129577	Clip	A/R	
	9129560	Clip	A/R	
MOULDINGS — SUPER				
G467	7096106	SIDE MOULDING—O/S (R.H.)	1	} Alternatives
	7096107	SIDE MOULDING—N/S (L.H.)	1	
	7096108	SIDE MOULDING—O/S (R.H.)	1	
	7096109	SIDE MOULDING—N/S (L.H.)	1	
G468	7096110	SIDE MOULDING—Door	2	
J470	7207282	Clip	A/R	
	5240464	Rivet	A/R	
Finisher—Drip mouldings—See Miscellaneous Trim section				

BODY FITTINGS

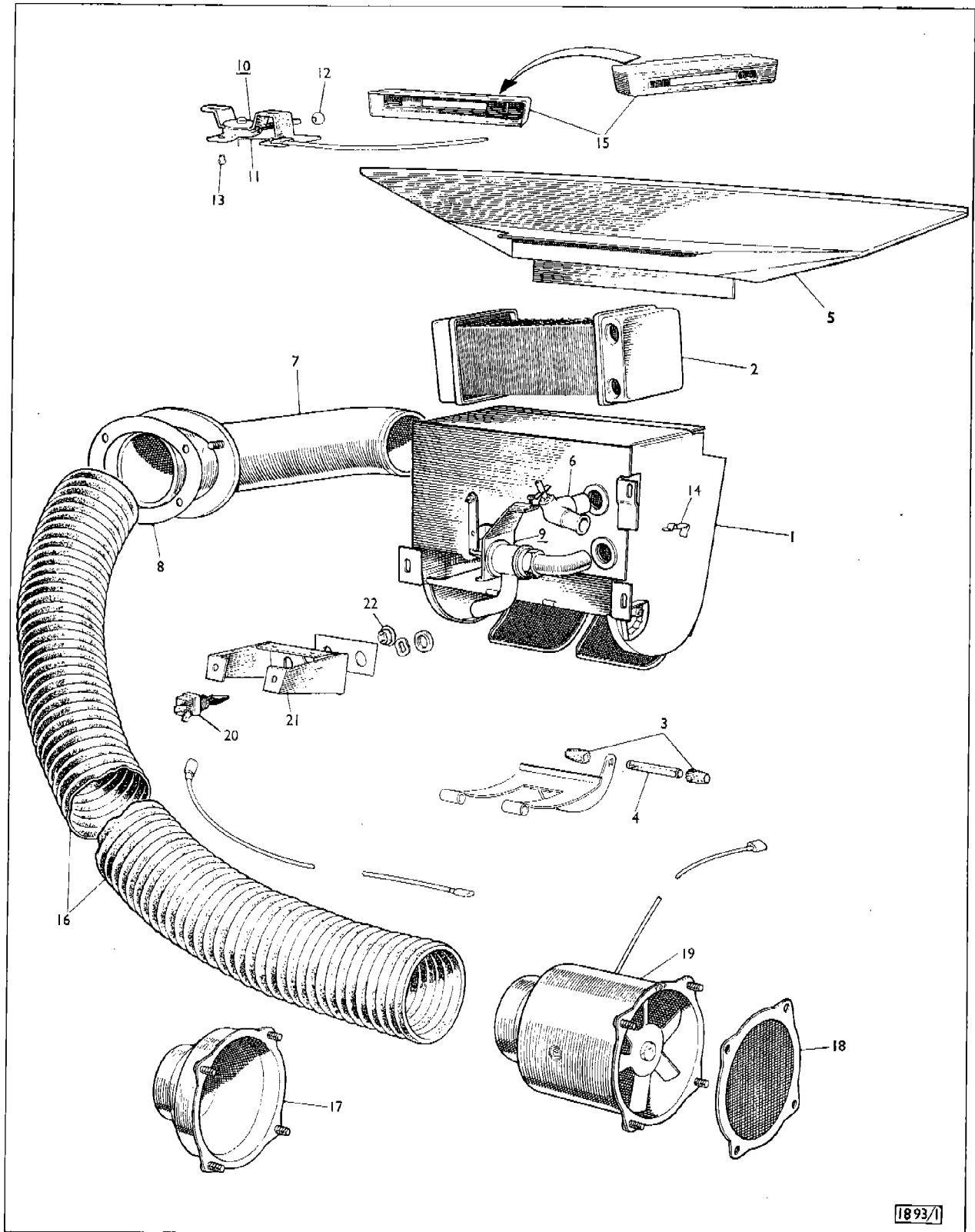
Plate Ref.	Part Number	DESCRIPTION	No. per Veh.	REMARKS

Publication No. 6601249

SECTION R

SPECIAL ACCESSORIES

SPECIAL ACCESSORIES



1893/1

SECTION R

SPECIAL ACCESSORIES

Plate Ref.	Part Number	DESCRIPTION	No. per Veh.	REMARKS
	7200562	HEATER KIT	1	
	7200095	HEATER UNIT	1	Superseded by 7210003
	7210003	HEATER UNIT	1	
1	7200081	Heater box	1	
	7200046	Matrix } Double pass	1	Superseded by 7200994
2	7200994	Matrix }	1	
	7200334	Transfer—Heater box—R.H. } Air control	1	
	7200335	Transfer—Heater box—L.H. } induction	1	
3	7200073	Knob—Air control flap handle	2	
4	7200074	Pin—Knob	1	
	9772046	Screw, No. 6 × ¼"—Heater unit	10	
	7200093	Demister nozzle	1	Up to introduction 7210081
5	7210081	Demister nozzle	1	From * Note
		*Note. From B41,9,088885 De Luxe, B42,9,003468 Standard, B43,1,005991 Chamois, and all models on and after the aforementioned Chassis introduction points.		
	9772046	Screw, No. 6 × ¼"—Back panel to heater box	6	
	9214001	Bleed tap ... } Matrix	1	
6	7200038	Outlet pipe ... }	1	
7	7200455	Air duct	1	
8	7200262	Sealing ring—Air duct collar	1	
	7200098	Water valve } Heater	1	Superseded by 7210178
9	7210178	Water valve }	1	
	9156072	Union nut ... } Water valve outlet pipe	1	
	9157115	Union olive ... } to matrix inlet pipe	1	
10	7200177	Control lever—Water valve	1	
11	7200257	Inner cable	1	
12	7200258	Knob—Lever	1	
13	7200259	Retaining clip—Inner cable	1	
14	7200261	Retaining clip—Outer cable	1	
	9116014	Grommet—Control cable through dash	1	
15	7200165	Finisher panel—Water control valve	1	
	9020047	Nut, No. 10 spire ... }	2	
	9774063	Screw, No. 10 × ¾"... } Control lever to facia support bracket	2	
	9067008	Washer, No. 10 plain }	2	
	9067008	Washer, No. 10 plain—Finisher panel to facia support bracket	2	See Facia filler panel for fixings
	9773089	Screw, No. 8 × ¼"—Tapping }	2	
	9067093	Washer, No. 8 plain ... } Heater control to facia panel	2	
	9020040	Spire nut, No. 8J	2	
	9772069	Screw, No. 6 × ¾" self-tapping } Heater control	3	
	9067092	Washer, No. 6 plain ... } indicator bezel	3	
	9020240	Spire nut, No. 6J ... } to facia	3	
16	7200110	Air hose—Blower to air duct	1	
	9782561	Clip—Air hose	2	
	7204141	Water hose	2	Up to introduction 7205232/3
	7205232	Water hose—R.H. side	1	} From * Note
	7205233	Water hose—L.H. side	1	
		*Note. From B41,9,086306 De Luxe, B42,9,003215 Standard, B43,1,003898 Chamois.		
	9118540	Grommet—Hose through engine compartment side	2	
	9118540	Grommet—Hose through dash	2	
	7200653	Clip } Water hose to heater	2	} Alternatives
	9782151	Clip }	2	
	5220690	Screw, ¼" U.N.F. × ½" }	3	
	5220723	Washer, ¼" spring ... } Heater unit to body	3	
	9067014	Washer, ¼" plain ... }	3	
		Note. Remarks Mk. II also include Super.		

SPECIAL ACCESSORIES

Plate Ref.	Part Number	DESCRIPTION	No. per Veh.	REMARKS
		HEATER KIT—continued		
	9774123	Screw, No. 10 × ¼" spire ...	2	Alternative fixings
	9067008	Washer, No. 10 plain ... } Demister nozzle to body ...	2	
	9020047	Nut, No. 10 spire ...	2	
	9774106	Screw, No. 10 self-tapping... ...	3	
	9067094	Washer, No. 10 plain ...	2	
	9034133	Fastener, No. 10 Insulgrip... } Air duct ...	2	
	5220700	Nut, No. 10 U.N.F. ... } to body ...	1	
	9661122	Washer, ⅜" spring ...	1	
	9067008	Washer, ⅜" plain ...	1	
	39313070	Screw, No. 10 U.N.F. × ⅜" ...	2	
	9661122	Washer, No. 10 spring ... } Water valve to body... ...	2	
	9067008	Washer, No. 10 plain ...	2	
17	7200127	Adaptor flange—Heater pipe to air box ...	1	Not required when Blower unit is fitted
18	7200126	Seal—Air box ...	1	
	9067014	Washer, ½" plain ... } Adaptor flange... ...	4	
	5220722	Washer, ½" spring ... } and seal ...	4	
	9510040	Nut, ½" U.N.F. ... } to body ...	4	
	7050102	HEATER CONVERSION KIT (COLD CLIMATE) ...	1	
		Note. The following items replace standard ones when Cold Climate Heater is fitted.		
	7200656	HEATER UNIT ...	1	Superseded by 7210043
	7200833	Heater unit ...	1	
	7210041	Heater unit ...	1	
	7210043	Heater unit ...	1	Superseded by 7200995
	7200678	Matrix ... } Double pass ...	1	
	7200995	Matrix ...	1	
	7200692	Control lever—Water valve ...	1	
	7200696	Inner cable—Water valve control ...	1	
	9772046	Screw, No. 6 × ¼"—Air control flap ...	4	
	7200694	Air duct ...	1	Superseded by 7200804
	7200804	Air hose ...	1	
	9782561	Clip—Air hose ...	1	
	7210179	Water valve heater ...	1	
	19504081	Screw, ½" U.N.F. × 1" ...	3	
	5220723	Washer, ½" spring ... } Heater unit to body ...	3	
	9067014	Washer, ½" plain ...	3	
	9510040	Nut, ½" U.N.F. ...	3	
	9067018	Washer, ½" plain ...	3	
	7200806	Seal—Air duct to dash panel ...	1	
	7200805	Retainer plate—Seal ...	1	
	9774106	Screw, No. 10 × ⅝" tapping ...	3	
	9067094	Washer, No. 10 plain ...	3	
	9034133	Insulgrip fastener ... } Seal and ...	2	
	19503041	Setscrew, No. 10 × ½" ... } retainer plate ...	1	
	5220700	Nut, No. 10 U.N.F. ... } to dash panel ...	1	
	9661122	Washer, spring, No. 10 ...	1	
	9067008	Washer, No. 10 plain ...	1	
	9782561	Clip ...	1	

Note. Remarks Mk. II also include Super.

SPECIAL ACCESSORIES

Plate Ref.	Part Number	DESCRIPTION	No. per Veh.	REMARKS
		HEATER KIT—continued		
	7200355	BLOWER UNIT KIT	1	
19	7200178	Blower unit ...	1	Superseded by 7200355 Superseded by 7200355
	7200432	Blower unit ...	1	
	7080246	Fan—Blower unit ...	1	
20	1800546	Blower switch ...	1	
21	7200368	Switch bracket kit ...	1	
22	7200369	Blanking plug—Bracket finisher ...	1	
	9020027	Spire, fixing ... } Switch bracket	2	
	9773066	Screw, No. 8 × 3/8" } to parcel rail	2	
	9773066	Screw, No. 8 × 3/8" } Bracket to heater	2	
	9664162	Washer, 1/4" shakeproof—Earth fixing ...	2	
		MISCELLANEOUS		
	2225303	ANTI-CONDENSATION PANEL—Backlight (35" × 13 1/2") ...	1	
	7065230	ARMREST KIT (Azure Blue) ...	1	
	7065231	Armrest kit (Beige) ...	1	
	7065232	Armrest kit (Dark Blue) ...	1	
	7065233	Armrest kit (Red) ... } Rear seat	1	
	7065234	Armrest kit (Apple Green) ...	1	
	7065235	Armrest kit (New Red RE192) ...	1	
	7065236	Armrest kit (Loch Blue) ...	1	
	7200608	Armrest, O/S (R.H.) } Azure Blue	1	
	7200609	Armrest, N/S (L.H.) } Azure Blue	1	
	7200606	Armrest, O/S (R.H.) } Beige	1	
	7200607	Armrest, N/S (L.H.) } Beige	1	
	7200612	Armrest, O/S (R.H.) } Dark Blue	1	
	7200613	Armrest, N/S (L.H.) } Dark Blue	1	
	7200610	Armrest, O/S (R.H.) } Red	1	
	7200611	Armrest, N/S (L.H.) } Red	1	
	7200614	Armrest, O/S (R.H.) } Apple Green	1	
	7200615	Armrest, N/S (L.H.) } Apple Green	1	
	7210034	Armrest, O/S (R.H.) } New Red (RE192)	1	
	7210035	Armrest, N/S (L.H.) } New Red (RE192)	1	
	7200972	Armrest, O/S (R.H.) } Loch Blue	1	
	7200973	Armrest, N/S (L.H.) } Loch Blue	1	
	7200592	Fixing bracket, O/S (R.H.) } Front	1	
	7200593	Fixing bracket, N/S (L.H.) } Front	1	
	7200594	Fixing bracket, O/S (R.H.) } Rear	1	
	7200595	Fixing bracket, N/S (L.H.) } Rear	1	
	9067008	Washer, No. 10 plain ...	4	
	9661122	Washer, No. 10 spring ...	4	
	9510030	Nut, No. 10 U.N.F. ... } Bracket fixing	4	Superseded by 5220700 Alternatives
	5220700	Nut, No. 10 U.N.F. ...	4	
	9203105	Wing nut—No. 10 U.N.F. ...	2	
	9772054	Screw, No. 6 Bdg. Hd. ...	8	
		Note. Remarks Mk. II also include Super.		

SPECIAL ACCESSORIES

Plate Ref.	Part Number	DESCRIPTION	No. per Veh.	REMARKS
		MISCELLANEOUS—continued		
	7200649	AUXILIARY INSTRUMENT PANEL KIT (Rev. Counter Type)	1	
	7200585	Revolution counter c/w leads	1	
	7200650	AUXILIARY INSTRUMENT PANEL KIT (Clock Type)	1	
	5220673	Clock c/w leads	1	
		Note. The following parts are common to both Kits.		
	7200644	Ammeter	1	
	7200643	Oil pressure gauge	1	
	1800546	Switch—Single pole type	1	
	7200369	Blanking plug	1	
	7105073	Transmitter oil gauge	1	
	7102532	Adaptor—Transmitter to cylinder block	1	
	5220713	Washer—Adaptor	1	
	9773066	Screw, No. 8 × 3/8" Bdg. Hd. } Panel to	6	
	9020027	Spire fix, No. 8 } facia panel	6	
	7200470	AUXILIARY DRIVING LAMP	1	
	7200471	AUXILIARY FOG LAMP	1	
	5037382	Reflector and glass unit (Driving lamp)	1	
	5037383	Reflector and glass unit (Fog lamp)	1	
	5037386	Bulb, 12 volt (Driving lamp)	1	
	5037385	Bulb, 12 volt (Fog lamp)	1	
	1800546	Switch—Way (Lamp)	A/R	
	7200996	AUXILIARY INSTRUMENT PANEL AND LIGHTING KIT ...	1	} For Models fitted with new facia
	7200861	Plug button panel	2	
	7200369	Blanking plug	3	
	7200868	Finisher panel—Water valve control	1	
	7208292	Support bracket—Ash tray and heater control ...	1	
	7210018	Ash tray	1	
	7200929	AMMETER KIT	1	
	7200467	AUXILIARY LAMP BRACKET	2	} Not supplied
	7200794	AUXILIARY LAMP BRACKET	2	
		Note. Auxiliary lamp brackets cannot be fitted to vehicles having Bumpers to North American specification.		
	7200368	AUXILIARY SWITCH BRACKET KIT	1	
	7200369	Blanking plug—Bracket finisher	1	
	9020027	Spire fixing } Switch bracket	2	
	9773066	Screw, No. 8 × 3/8" ... } to parcel rail	2	
	9773066	Screw, No. 8 × 3/8"—Bracket to heater	2	
	7200546	AUXILIARY TERMINAL BLOCK KIT	1	
	7050101	AIR INTAKE KIT, O/S (R.H.)—B' POST	1	
	7102688	AIR CLEANER (Heavy Duty Type)	1	} Not supplied
		Shell assembly		
		Bottom plate assembly		
	7080219	Through bolt	1	
	9077013	Copper washer	1	
	7080218	Element	1	
	7102685	Support bracket—Rear	1	
	7102686	Support bracket—Front	1	
	7102687	Support plate	1	
	5220684	Screw, 1/4" U.N.F. × 3/8"—Support bracket to frame ...	4	
	9664203	Washer, 5/16" shakeproof	7	
	5220701	Nut, 1/16" U.N.F.	7	
	9067027	Washer, 5/16" plain	5	

Note. Remarks Mk. II also include Super.

SPECIAL ACCESSORIES

Plate Ref.	Part Number	DESCRIPTION	No. per Veh.	REMARKS
		MISCELLANEOUS—continued		
		AIR INTAKE KIT, O/S (R.H.—'B' POST)—continued		
		AIR CLEANER (Heavy Duty Type)—continued		
	7200999	Adaptor—O.S. (R.H.)—'B' Post	1	
	9774083	Screw, No. 10—Adaptor fixing	2	
	7210010	Grille panel—Air duct	1	
	7210045	Seal, 11½" long—Grille	A/R	
	7102714	Hose and grommet	1	
	7102821	Hose—Carburettor to air cleaner	1	
	9782321	Clip—Hose to adaptor and air cleaner	2	
	7200929	Ammeter kit	1	
	7200474	BADGE BAR KIT	1	
	7200960	BADGE BAR KIT	1	Chamois & Super
	H.101100	Badge bar clip (Screw fixing)	A/R	
	H.101101	Badge bar clip (Pillar stud fixing)	A/R	
	1219510	BATTERY CHARGER	1	
	5041438	Fuse—Battery charger	1	
	5042266	Fuse, 2 amp.—Battery charger	1	
	5220927	BRAKE SERVO KIT	1	
		Important Note. It is essential that this Kit is fitted only to those cars having the later type of Brake linings (Ferodo MS3) which were fitted from the following Chassis numbers:- B41,1,025797 R.H.D. De Luxe, B41,1,013651 L.H.D. De Luxe, B42,1,000228 R.H.D. Standard, B42,1,000234 L.H.D. Standard. When fitting this Kit to vehicles prior to these chassis numbers it will also be necessary to fit the later type brake shoes and linings—Refer to page H1 for details of part numbers.		
	7080164	BRAKE ADJUSTING SPANNER	1	
	1224171	CIGAR LIGHTER KIT	1	
	5037032	Element } Cigar lighter	1	
	5037033	Knob } Cigar lighter	1	
		CLEANERS		
	5240134	Interior cleaner	A/R	
	5240133	Liquid polish	A/R	
	7104297	DUAL CONTROL KIT (DRIVING SCHOOLS)	1	
	7200830	ELECTRIC CLOCK KIT	1	Positive earth type
	7105158	ELECTRIC CLOCK KIT	1	Negative earth type
	7200498	ENGINE COMPARTMENT LOCK KIT	1	
		Barrel c/w keys		
		Key		
	7200768	Spring	1	
	7200363	ENGINE COMPARTMENT LID RUBBING RAILS KIT	1	
	7200364	Rubbing rail	5	
	1800589	FIRE EXTINGUISHER (4 fluid ozs.)	1	
	7210273	FRONT SEAT PACKER KIT	A/R	
	7200497	FRONT LUGGAGE COMPARTMENT (Bonnet) LOCKING KIT	1	
		Barrel c/w keys		
		Key		
	7102352	GEARSHIFT LOCK KIT	1	Standard fitment Germany
	2237733	Key cover	1	
	7105067	HORN KIT—Low tone	1	
	1800233	Horn—Low tone	1	
	7105063	MONO PLUG KIT	1	
	7080162	Plug—Mono plug	A/R	
		Note. Remarks Mk. II also include Super.		

SPECIAL ACCESSORIES

Plate Ref.	Part Number	DESCRIPTION	No. per Veh.	REMARKS
		MISCELLANEOUS—continued		
	7200354	OVER-RIDER SET	1	Superseded by 2226360
	7200342	Over-rider—Less rubber buffer	4	
	7200343	Rubber buffer	4	
	2226360	Rubber buffer	4	
	7200528	Bolt, $\frac{1}{8}$ " U.N.F. $\times \frac{1}{2}$ "—Over-rider to bumper...	4	
	7103067	OVER-RIDER KIT	1	} Van only
	7200342	Front over-rider	2	
	2226360	Rubber buffer—Front over-rider	2	
	7200528	Bolt—Front over-rider	2	
	7200762	Rear over-rider	2	
	2226360	Rubber buffer } Rear	2	
	7200754	Bolt ... } over-rider	2	
	7100703	OVER-RIDER CHOKE CONTROL KIT	1	
	7100685	Bracket	1	
	7100686	Clip	1	
	7100687	Ferrule	1	} To convert models fitted with Automatic choke to Manual type
	7100691	Screw	1	
	9116038	Grommet	4	
	9510031	Nut, No. 10 U.N.F.	1	
	39313081	Screw, No. 10 U.N.F. $\times \frac{1}{2}$ "	1	
	7200931	OIL GAUGE KIT	1	
	7200850	Oil gauge	1	
	7201013	Nylon pipe—Gauge to engine adaptor	1	
	7200771	Engine adaptor	1	
	7200950	Bulb holder and cable	1	
	1215396	PARKING LIGHT	1	
	K.26785	Bulb, 12 volt, 2·2 watt—Parking light	1	
		PAINT		
		"Brush On"		
	5110895	Embassy Black	A/R	
	5110898	Foam White	A/R	
	5110936	Tartan Red	A/R	
	5110937	Loch Blue	A/R	
	5110938	Balmoral Grey	A/R	
	5110939	Skye Blue	A/R	
	5110940	Glenalmond Green	A/R	
	5110946	Forest Green	A/R	
	5110933	Maroon	A/R	
	5110965	Bermuda Blue	A/R	
	5110966	Willow Green	A/R	
	5110970	Capri Blue	A/R	
	5115599	Polar White	A/R	
	5115600	Orchid Green	A/R	
	5110969	Oxford Blue	A/R	
	5115602	Coffee Brown	A/R	
	7102671	REAR MUDFLAP KIT	1	Chamois
	7102533	REAR MUDFLAP KIT	1	
	7103048	REAR MUDFLAP KIT	1	Van
	7200472	REAR ASH TRAY KIT	1	
	2223559	Ash tray	1	
	2223558	Bezel	1	

Note. Remarks Mk. II also include Super.

SPECIAL ACCESSORIES

Plate Ref.	Part Number	DESCRIPTION	No. per Veh.	REMARKS
		MISCELLANEOUS—continued		
		EXTENSION MIRRORS		
	H.111727	Rear vision mirror (Rebound type)	A/R	Straight stem
	5037079	Mirror drum c/w glass	A/R	
	2213127	Rear vision mirror (Rebound type)—Continental convex	A/R	
	2213410	Rear vision mirror (Rebound type)—Continental flat	A/R	
	2215790	Rear vision mirror—Convex	A/R	
	2213449	Rear vision mirror—Flat	A/R	
	5240132	Rear vision mirror (Rebound type)—Curved stem	A/R	
	2227520	Rear vision mirror (Rebound type)—Continental convex	A/R	
	2227522	Rear vision mirror (Rebound type)—Continental convex—Adjustable stem	A/R	
	2227519	Extension arm—Caravan/Trailer towing	A/R	
	2233826	Rear vision mirror—Convex (Type R6)	A/R	
	2233827	Rear vision mirror—Convex (Type R9)	A/R	
	2233828	Rear vision mirror—Convex (Type 06)	A/R	
	2233829	Rear vision mirror—Convex (Type 07)	A/R	
	2233830	Rear vision mirror—Convex (Type 08)	A/R	
	2233831	Rear vision mirror—Convex (Type 09)	A/R	
	2233832	Rear vision mirror—Convex (Type 37)	A/R	
	2233833	Rear vision mirror—Convex (Type W6)	A/R	
	2233834	Rear vision mirror—Convex (Type W7)	A/R	
	2233835	Rear vision mirror—Convex (Type W8)	A/R	
	2233836	Rear vision mirror—Convex (Type W9)	A/R	
	2236395	Rear vision mirror—Flat (Type R8)	A/R	
	2236396	Rear vision mirror—Flat (Type S9)	A/R	
	2236397	Rear vision mirror—Flat (Type S6)	A/R	
	2236478	Speed wing mirror—Flat glass	A/R	
	2236479	Speed wing mirror—Convex glass	A/R	
	7105064	REVERSE LAMP KIT (Pendant type)	1	
	1800518	Reverse lamp	1	
	5041430	Glass—Lens	1	
	5041431	Rim set (Comprises Rim 1 off, Screws and Washers 2 off)	1	
	K.26796	Bulb, 12 volt, 21 watt	1	
	7102449	Switch unit—Reverse lamp	1	
	7102451	Actuating bracket—Switch	1	
	19104151	Bolt, 1/4" U.N.F. x 1 1/4"	1	
	9067097	Washer, 1/2" plain	2	Actuating bracket to gear control shaft
	9660163	Washer, 1/2" spring		
	9510040	Nut, 1/4" U.N.F.	1	
	9178579	Clip—Harness to body	6	
	7105100	REVERSE LAMP KIT (Flush fitting type)	1	
	7105102	Reverse lamp	1	
	5041050	Lens (Glass) c/w rim	1	
	5043462	Bulb, 12 volt, 21 watt, festoon	1	
	7102449	Switch unit—Reverse lamp	1	
	7103131	Actuating bracket—Switch	1	
	19104151	Bolt, 1/4" U.N.F. x 1 1/4"	1	
	9067097	Washer, 1/2" plain	1	Actuating bracket to gear control shaft
	9660163	Washer, 1/2" spring		
	9510040	Nut, 1/4" U.N.F.	1	
	9178579	Clip—Harness to body	6	

Note. Remarks Mk. II also include Super.

SPECIAL ACCESSORIES

Plate Ref.	Part Number	DESCRIPTION	No. per Veh.	REMARKS
		MISCELLANEOUS—continued		
	1236490	LENS CONVERTOR	1	
	2226567	ROOF RACK (Luggage)	1	
	2237963	ROOF RACK (Luggage)	1	Van
	7102435	FRONT SAFETY BELT—3 point fixing	2	Superseded by 7103033
	7103033	FRONT SAFETY BELT—3 point fixing	2	
	7096087	FRONT SAFETY BELT—3 point fixing	2	Long
	2223143	Screw, 1/8" U.N.F. × 1" special fixing	A/R	
	7102500	REAR SAFETY BELT—Diagonal (Light grey webbing)	2	
	7103034	REAR SAFETY BELT—Diagonal (Charcoal webbing)	2	
	1225960	Safety belt retractor kit (Two per Kit)	1	
	7200563	SCREEN WASHER KIT	1	
	7200473	SILL TREAD PLATE KIT	1	
	7200466	Sill tread plate	2	
	7200496	SPARE WHEEL COVER	1	
	7102473	STARTING HANDLE KIT	1	
	7102286	Starting handle	1	
	7100250	Starting jaw	1	
	7100101	Tab washer	1	Superseded by 7100328
	7100328	Tab washer	1	
	7102443	Support bracket	1	
	7102447	Special nut	2	
	7102184	'D' washer	1	
	2236072	STEERING WHEEL GLOVE (Brown, size A)	1	
	2236073	STEERING WHEEL GLOVE (Black, size A)	1	
	7210273	SEAT PACKING KIT	1	
	7105057	THERMOMETER (Water temperature) KIT	1	
	7105058	Temperature gauge	1	
	1205552	Temperature transmitter	1	
	1800515	TOOL KIT	1	
	7102371	TOW BAR KIT	1	
	7095001	WHEEL TRIM KIT (Set of 4)	1	} Up to the intro. of 7102745
	7102308	Wheel trim	4	
	7102745	WHEEL TRIM KIT—4 1/2" wheels (Set of 4)	1	} From * Note
	7102606	Wheel trim	4	
		*Note. From B41,9,088659 Old type facia, B41,9,089376 New type facia, B42,9,003485 Basic.		
	2227825	WHEELBRACE	1	

Note. Remarks Mk. II also include Super.

Publication No. 6601249

SECTION 5

TOOLS

TOOLS

Plate Ref.	Part Number	DESCRIPTION	No. per Veh.	REMARKS
		Note. The standard Tool kit comprises the following items:-		
	7102320	Tool bag	1	
	7102337	Lifting jack	1	} Superseded by 7103081 Up to 7103171 Mk. II & Van From * Note Below
	7102601	Lifting jack	1	
	7103081	Lifting jack	1	
	7103171	Lifting jack	1	
	7102338	Handle } Lifting jack ($\frac{5}{16}$ " dia.)	1	
	7103163	Handle }	1	Mk. I Mk. II & Van From * Note Below
		Note. From B41,2,003820 Deluxe, B44,2,007561 Super, B73,2,003130 Chamois, B46,2,002391 Van.		
	9223010	Screwdriver	1	Mk. I
	9221600	Combination spanner—Spark plugs/Wheel nuts	1	
		Note. Additional tools are available as detailed below:- SPECIAL TOOL KIT—See Special Accessories Section.		
	1800515	Adjustable spanner		
	P.41399	Distributor key		
	P.49330	Hammer (Soft alloy head)		
	1206425	Nave plate extractor		
	1214254	Pliers		
	P.79756	Tyre valve key		
	P.42165	Wheel brace		
	P.113516			
		Note. Remarks Mk. II also include Super.		

TOOLS

Plate Ref.	Part Number	DESCRIPTION	No. per Veh.	REMARKS

Publication No. 6601249

SECTION T

REPLACEMENT SERVICE UNITS

REPLACEMENT SERVICE UNITS

Plate Ref.	Part Number	DESCRIPTION	No. per Veh.	REMARKS
SECTION A—ENGINE (MOTOR) UNIT & AUXILIARIES				
	7100015	Flywheel and starter ring (Gear)		
	7100441	Flywheel and starter ring (Gear)		
SECTION B—PETROL (FUEL) PUMP				
	7100090	Petrol (Fuel) pump		
SECTION E—CLUTCH AND CONTROLS				
	7100131	Clutch cover		
	7100438	Clutch cover		
	7100132	Clutch driven plate (Superseded by 7100406)		
	7100406	Clutch driven plate		
	7100482	Clutch driven plate		
	7104139	Release bearing and cup (Superseded by 7104296)		
	7104296	Release bearing and cup		
	7104142	Slave cylinder		
	7102178	Master cylinder		
SECTION H—BRAKES AND CONTROLS				
	7080012	Brake shoe c/w lining (pair) } Front		
	7080165	Brake shoe c/w lining (pair) } Front		
	7080013	Brake shoe c/w lining (pair) } Rear		
	7080166	Brake shoe c/w lining (pair) } Rear		
	7080018	Wheel cylinder, O/S (R.H.) } Front		
	7080019	Wheel cylinder, N/S (L.H.) } Front		
	7080281	Wheel cylinder, O/S (R.H.) } Front		
	7080280	Wheel cylinder, N/S (L.H.) } Front		
	7080017	Wheel cylinder—Rear		
	7102177	Master cylinder (Superseded by 7102178)		
	7102178	Master cylinder		
SECTION J—STEERING AND CONTROLS				
	7102120	Rack and pinion unit (R.H.D.)		
	7102968	Rack and pinion unit (R.H.D.)		
SECTION Q—BODY FITTINGS				
	7200001	Front bumper		
	7200004	Rear bumper		

REPLACEMENT SERVICE UNITS

Plate Ref.	Part Number	DESCRIPTION	No. per Veh.	REMARKS

Publication No. 6601249

SECTION U

PARTS AND SERVICE LITERATURE

PARTS AND SERVICE LITERATURE

Plate Ref.	Part Number	DESCRIPTION	No. per Veh.	REMARKS	
		Note. This section details publications available for the Hillman Imp Range and Derivatives.			
	6601249	Parts List (Combined)			
	6601017	Owner's Handbook (English)	IB.380	} Mk. I For Mk. II European Languages Leaflet L.359 is included.	
	6601026	Owner's Handbook (French)	IB.380/F.		
	6601027	Owner's Handbook (German)	IB.380/G.		
	6601028	Owner's Handbook (Spanish)	IB.380/SP.		
	6601029	Owner's Handbook (Italian)	IB.380/IT.		
	6601153	Owner's Handbook (English)—Chamois	IB.399		
	6601176	Owner's Handbook (French)—Chamois	IB.399/F.		
	6601177	Owner's Handbook (German)—Chamois	IB.399/G.		
	6601178	Owner's Handbook (Spanish)—Chamois	IB.399/SP.		
	6601179	Owner's Handbook (Italian)—Chamois	IB.399/IT.		
	6601230	Supplement—Owner's Handbook Imp/Chamois Competition	IB.422		
	6601247	Owner's Handbook (English)	IB.431		} Mk. II See note above
	6601248	Owner's Handbook (English)—Chamois	IB.432		
	6601298	Supplement—Owner's Handbook Sports G.T.	IB.420/C	} Mk. I	
	6601141	Workshop Manual—Imp/Chamois (English)	WSM.141		
	6601284	Workshop Manual—Imp/Chamois/Commer Van (English)	WSM.141		
	6601105	Workshop Manual—Imp/Chamois (French)	WSM.141/F.		
	6601106	Workshop Manual—Imp/Chamois (German)	WSM.141/G.		
	6601107	Workshop Manual—Imp/Chamois (Spanish)	WSM.141/SP.		
	6601108	Workshop Manual—Imp/Chamois (Italian)	WSM.141/IT.		
	6601004	Man-Hour Schedule (English)	MHS.25		
	6601187	Man-Hour Schedule (French)	MHS.25/F.		
	6601188	Man-Hour Schedule (German)	MHS.25/G.		
	6601189	Man-Hour Schedule (Spanish)	MHS.25/SP.		
	6601078	Man-Hour Schedule—Paintwork	MHS.27		
	6601109	Pocket manual—Engine (For use with filmstrips)	FS./171		
	6601127	Pocket manual—Steering & Suspension (For use with film strips)	FS./173		
	6601023	Pocket manual for film strips 6301/2/3	FS./166		
	6601042	Lecture charts (2 Engine/1 Transmission)	7086-7-8/C.		
	6601085	Voucher Book—Home	MB.75		
	6601041	Rootes Motoring Guide			
		Workshop Manual Binder			
	6600829	Service Bulletin Binder (Volume I)			
	6601133	Service Bulletin Binder (Volume II)			
	6600883	Parts Data Binder (4 Ring type)			
	6600830	Parts List Binder (Small)			
	6601130	Parts List Binder (Large)			
	6601136	Sales Promotion Bulletin Binder			
		Note. Remarks Mk. II also include Super.			

PARTS AND SERVICE LITERATURE

Plate Ref.	Part Number	DESCRIPTION	No. per Veh.	REMARKS

Publication No. 6601249

SECTION V

**SCHEDULE
OF
BOLTS, SCREWS, STUDS, NUTS & WASHERS**

UNIFIED SCREW THREADS

It became apparent during the war that there was a need for a common standard of screw threads in the United Kingdom, Canada, and the United States. The decision to adopt unified threads follows a series of discussions between the countries concerned, at which agreement was reached that the Unified Threads are of a mutually acceptable form, pitch and diameter.

There is a little difference between the form of the American National Thread and the Unified Thread as many of the A.N.F. and A.N.C. pitches have been retained in the Unified Series. The new threads are, therefore, largely interchangeable with S.A.E. standards. They are not, however, interchangeable with B.S.F., and although B.S.W. have the same number of threads per inch as the Unified Coarse Series, interchanging is not recommended due to a difference in the thread form.

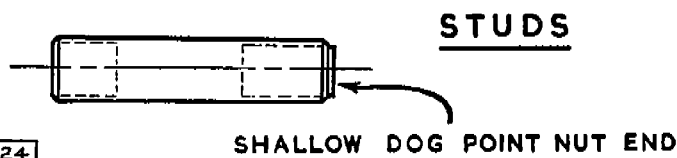
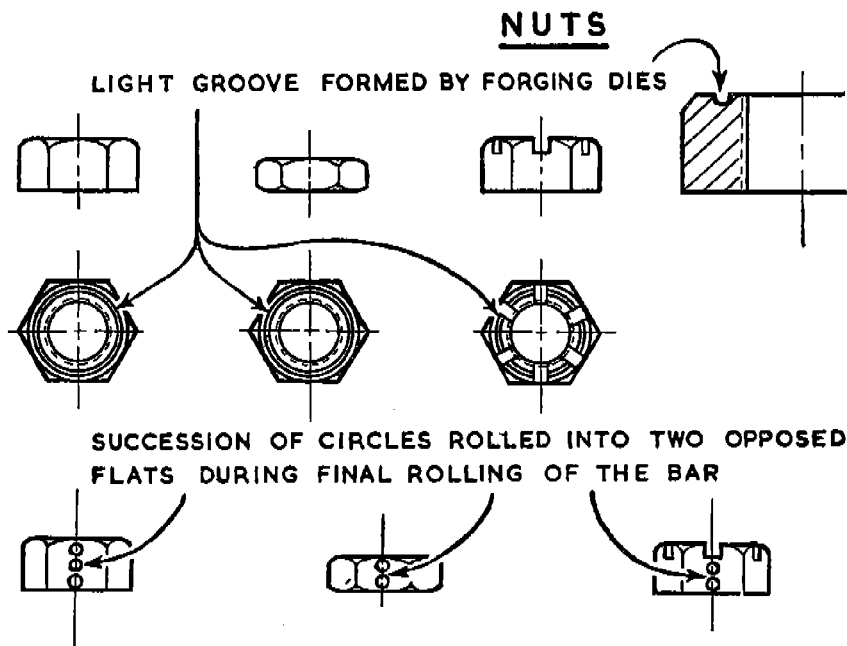
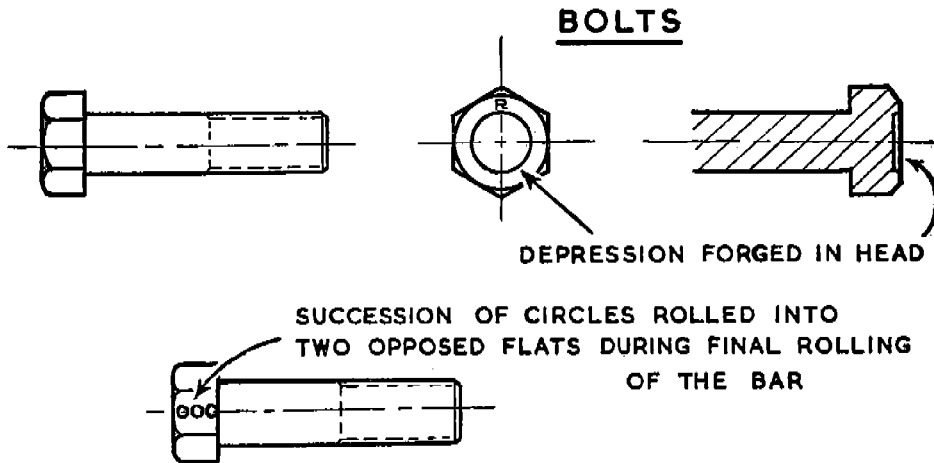
It has been the objective of the industry to ensure that as far as possible, all nuts, bolts and castings on which Unified Threads are used, are clearly identifiable by the markings, as shown on pages V2 and V3.

As the use of Unified Threads will undoubtedly spread to all branches of industry, it is desirable that all engaged in the servicing of motor vehicles should familiarise themselves as thoroughly as possible with the details given in the following appendices, with a view to causing as little disruption to normal work as possible.

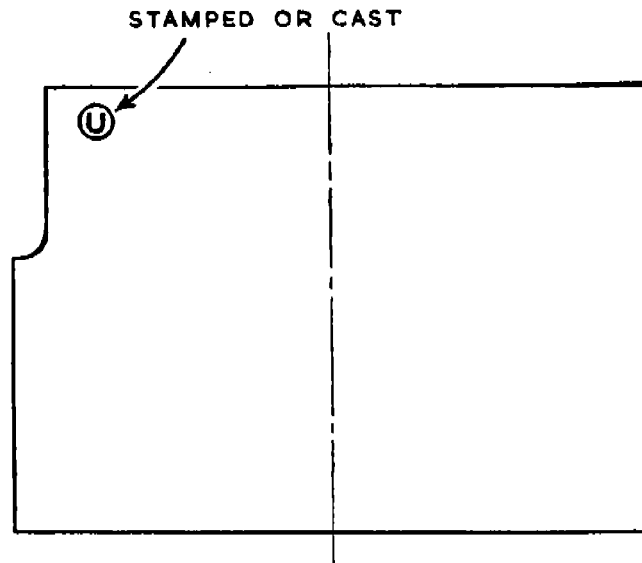
METHODS OF IDENTIFICATION OF PARTS WITH UNIFIED THREADS

To enable Storekeepers, Inspectors, Service and other personnel easily to recognise parts having Unified Threads it has been necessary to incorporate in the design of such parts an identification feature.

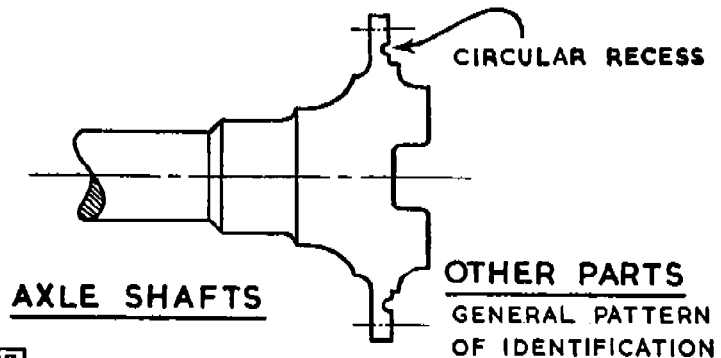

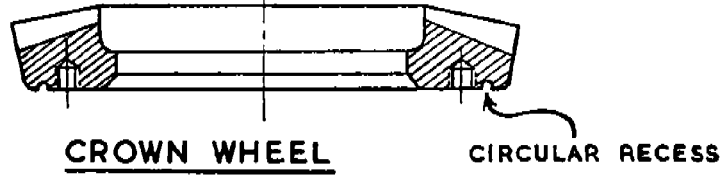
The agreed methods of identification as illustrated below and on page V3 are self explanatory. As an alternative to these methods some parts may be dyed green.



724



CYLINDER BLOCKS, GEARBOX AND
AXLE HOUSINGS ETC.



725

MACHINE SCREWS

ABBREVIATIONS

U.N.F.—Unified Fine Thread
 P.H.—Pan Head
 Rsd. Hd.—Raised Head

U.N.C.—Unified Coarse Thread
 Csk.—Countersunk
 F.H.—Fillister Head

Size	Length	Type	Part No.	Size	Length	Type	Part No.
No. 6 U.N.C. ×	$\frac{3}{8}$ "	—	39811061	No. 10 U.N.F. ×	$\frac{3}{8}$ "	Csk.	39133101
No. 8 U.N.F. ×	$\frac{3}{8}$ "	—	39302061	No. 10 U.N.F. ×	$\frac{3}{8}$ "	P.H.	39303101
No. 8 U.N.C. ×	$\frac{3}{8}$ "	F.H.	39902061	No. 10 U.N.F. ×	$\frac{3}{8}$ "	P.H.	39313121
No. 10 U.N.F. ×	$\frac{1}{4}$ "	P.H.	393143041	No. 10 U.N.F. ×	$\frac{3}{8}$ "	P.H.	39303141
No. 10 U.N.F. ×	$\frac{3}{8}$ "	—	39303060	No. 10 U.N.F. ×	$1\frac{1}{8}$ "	P.H.	39303180
No. 10 U.N.F. ×	$\frac{3}{8}$ "	P.H.	39303061	No. 10 U.N.F. ×	$1\frac{1}{8}$ "	—	39313181
No. 10 U.N.F. ×	$\frac{1}{16}$ "	P.H.	39313070	$\frac{1}{4}$ " U.N.F. ×	$\frac{1}{2}$ "	Csk.	39104080
No. 10 U.N.F. ×	$\frac{1}{4}$ "	Rsd. Hd.	39213082	$\frac{1}{4}$ " U.N.F. ×	$\frac{1}{2}$ "	Csk.	39114081
No. 10 U.N.F. ×	$\frac{1}{4}$ "	P.H.	39303080	$\frac{1}{4}$ " U.N.F. ×	$\frac{1}{2}$ "	Csk.	39124081
No. 10 U.N.F. ×	$\frac{1}{4}$ "	P.H.	39303081	$\frac{1}{4}$ " U.N.F. ×	$\frac{1}{2}$ "	P.H.	39304080
No. 10 U.N.F. ×	$\frac{1}{4}$ "	P.H.	39313081	$\frac{1}{4}$ " U.N.F. ×	$\frac{1}{2}$ "	P.H.	39304081
No. 10 U.N.F. ×	$\frac{1}{2}$ "	Rsd. Hd.	39213081	$\frac{1}{4}$ " U.N.F. ×	$\frac{3}{8}$ "	Csk.	39124144
No. 10 U.N.F. ×	$\frac{1}{2}$ "	—	39313082	$\frac{1}{4}$ " U.N.F. ×	$\frac{3}{8}$ "	—	39314141
No. 10 U.N.F. ×	$\frac{1}{2}$ "	—	39333082	$\frac{1}{8}$ " U.N.F. ×	$\frac{3}{4}$ "	Csk.	39235141
No. 10 U.N.F. ×	$\frac{1}{2}$ "	—	39333083	$\frac{1}{8}$ " U.N.F. ×	1"	—	39235161
No. 10 U.N.F. ×	$\frac{3}{8}$ "	Csk.	39103103				

TAPPING SCREWS

ABBREVIATIONS

Csk Hd.—Countersunk Head
 Bdg. Hd.—Binding Head
 X. Rec.—Cross Recess Head

Rsd. Hd.—Raised Head
 O.Hd.—Oval Head

Size	Length	Type	Part No.	Size	Length	Type	Part No.
2 B.A. ×	$\frac{1}{16}$ "	—	7096007	No. 8 ×	$\frac{3}{8}$ "	X. Rec.	7210240
No. 4 ×	$\frac{1}{4}$ "	Csk. Hd.	9761045	No. 8 ×	$\frac{3}{8}$ "	X. Rec.	7200988
No. 4 ×	$\frac{3}{8}$ "	Rsd. Hd.	9721065	No. 8 ×	$\frac{3}{8}$ "	Bdg. Hd.	9773063
No. 4 ×	$\frac{3}{8}$ "	Csk. Hd.	9761065	No. 8 ×	$\frac{3}{8}$ "	Bdg. Hd.	9773066
No. 6 ×	$\frac{1}{4}$ "	Bdg. Hd.	9732046	No. 8 ×	$\frac{1}{2}$ "	—	9763085
No. 6 ×	$\frac{1}{4}$ "	Bdg. Hd.	9772046	No. 8 ×	$\frac{1}{2}$ "	O. Hd.	9763082
No. 6 ×	$\frac{1}{4}$ "	X. Rec.	9772085	No. 8 ×	$\frac{1}{2}$ "	Bdg. Hd.	9773089
No. 6 ×	$\frac{1}{16}$ "	Bdg. Hd.	9772054	No. 8 ×	$\frac{1}{2}$ "	Rsd. Hd.	7200500
No. 6 ×	$\frac{3}{8}$ "	Bdg. Hd.	5220721	No. 8 ×	$\frac{5}{8}$ "	O. Hd.	9763106
No. 6 ×	$\frac{3}{8}$ "	Bdg. Hd.	9732066	No. 8 ×	$\frac{3}{2}$ "	Bdg. Hd.	9773126
No. 6 ×	$\frac{3}{8}$ "	Bdg. Hd.	9772066	No. 8 ×	$\frac{3}{2}$ "	Rsd. Hd.	9723126
No. 6 ×	$\frac{3}{8}$ "	Bdg. Hd.	9772069	No. 8 ×	$\frac{3}{2}$ "	Rsd. Hd.	9763125
No. 6 ×	$\frac{1}{2}$ "	Bdg. Hd.	9732085	No. 8 ×	$\frac{7}{8}$ "	Rsd. Hd.	9763146
No. 6 ×	$\frac{1}{2}$ "	Csk.	9752086	No. 10 ×	$\frac{3}{8}$ "	Bdg. Hd.	9734063
No. 6 ×	$\frac{1}{2}$ "	Bdg. Hd.	9772083	No. 10 ×	$\frac{3}{8}$ "	Bdg. Hd.	9734066
No. 6 ×	$\frac{1}{2}$ "	X. Rec.	9772086	No. 10 ×	$\frac{3}{8}$ "	Bdg. Hd.	9774063
No. 6 ×	$\frac{1}{2}$ "	Rsd. Hd.	9762085	No. 10 ×	$\frac{3}{8}$ "	X. Rec.	9774066
No. 6 ×	$\frac{1}{2}$ "	Bdg. Hd.	9732086	No. 10 ×	$\frac{3}{8}$ "	X. Rec.	9774062
No. 6 ×	$\frac{3}{4}$ "	Rsd. Hd.	9762125	No. 10 ×	$\frac{1}{2}$ "	Bdg. Hd.	9774083
				No. 10 ×	$\frac{3}{4}$ "	Bdg. Hd.	9774106
				No. 10 ×	$\frac{1}{2}$ "	Bdg. Hd.	9774123

BOLTS

ABBREVIATIONS

U.N.F.—Unified Fine Thread

U.N.C.—Unified Coarse Thread

Size	Length	Part No.	Size	Length	Part No.
$\frac{1}{4}$ " U.N.F.	× $\frac{7}{8}$ "	19104071	$\frac{3}{8}$ " U.N.F.	× 2"	5220688
$\frac{1}{4}$ " U.N.F.	× $\frac{7}{8}$ "	19104073	$\frac{3}{8}$ " U.N.F.	× 2 $\frac{1}{8}$ "	5220689
$\frac{1}{4}$ " U.N.F.	× 1"	7102717	$\frac{3}{8}$ " U.N.F.	× 2 $\frac{1}{2}$ "	7102039
$\frac{1}{4}$ " U.N.F.	× 1 $\frac{1}{8}$ "	5220693	$\frac{3}{8}$ " U.N.F.	× 2 $\frac{7}{8}$ "	19106231
$\frac{1}{4}$ " U.N.F.	× 1 $\frac{3}{8}$ "	19104151	$\frac{3}{8}$ " U.N.C.	× 3"	9003238
			$\frac{3}{8}$ " U.N.F.	× 3"	19106241
			$\frac{3}{8}$ " U.N.C.	× 3 $\frac{1}{8}$ "	9003239
$\frac{1}{8}$ " U.N.F.	...	7102050			
$\frac{1}{8}$ " U.N.F.	...	7102729	$\frac{7}{16}$ " U.N.F.	× 2"	19107163
$\frac{1}{8}$ " U.N.F.	× 1 $\frac{3}{8}$ "	19105111	$\frac{7}{16}$ " U.N.F.	× 2 $\frac{1}{4}$ "	7102065
$\frac{1}{8}$ " U.N.F.	× 1 $\frac{1}{2}$ "	19105121	$\frac{7}{16}$ " U.N.F.	× 2 $\frac{3}{8}$ "	19107223
$\frac{1}{8}$ " U.N.F.	× 2 $\frac{1}{8}$ "	19105191	$\frac{7}{16}$ " U.N.F.	× 3"	19107243
$\frac{1}{8}$ " U.N.F.	× 2 $\frac{1}{2}$ "	19105201	$\frac{7}{16}$ " U.N.C.	× 3 $\frac{1}{2}$ "	7100316
$\frac{1}{8}$ " U.N.F.	× 2 $\frac{3}{4}$ "	19105221			
$\frac{1}{8}$ " U.N.F.	× 3"	19105241	$\frac{1}{2}$ " U.N.F.	× 4 $\frac{1}{2}$ "	19108373
$\frac{1}{8}$ " U.N.F.	× 3 $\frac{1}{8}$ "	19105251	$\frac{1}{2}$ " U.N.F.	× 5 $\frac{1}{4}$ "	19108423
$\frac{1}{8}$ " U.N.F.	× 3 $\frac{1}{2}$ "	19105281			

SCREWS (HEXAGON HEAD)

ABBREVIATIONS

U.N.F.—Unified Fine Thread

U.N.C.—Unified Coarse Thread

Size	Length	Part No.	Size	Length	Part No.
4 B.A.	× $\frac{3}{8}$ "	49084006	$\frac{1}{8}$ " U.N.F.	× $\frac{1}{2}$ "	5220683
No. 10 U.N.F.	× $\frac{3}{8}$ "	19503031	$\frac{1}{8}$ " U.N.F.	× $\frac{5}{8}$ "	5220684
No. 10 U.N.F.	× $\frac{1}{2}$ "	19503041	$\frac{1}{8}$ " U.N.F.	× $\frac{3}{4}$ "	19505052
No. 10 U.N.F.	× $\frac{1}{2}$ "	19503042	$\frac{1}{8}$ " U.N.C.	× $\frac{5}{8}$ "	19605051
No. 10 U.N.C.	× $\frac{1}{2}$ "	19703041	$\frac{1}{8}$ " U.N.F.	× $\frac{3}{4}$ "	5220697
No. 10 U.N.F.	× $\frac{1}{2}$ "	19803041	$\frac{1}{8}$ " U.N.F.	× $\frac{3}{4}$ "	19505061
No. 10 U.N.F.	× $\frac{1}{2}$ "	49313082	$\frac{1}{8}$ " U.N.F.	× $\frac{3}{4}$ "	9003045
No. 10 U.N.F.	× $\frac{3}{4}$ "	5220227	$\frac{1}{8}$ " U.N.F.	× $\frac{3}{4}$ "	19605061
No. 10 U.N.F.	× $\frac{3}{4}$ "	19503061	$\frac{1}{8}$ " U.N.C.	× $\frac{3}{4}$ "	19605062
			$\frac{1}{8}$ " U.N.F.	× $\frac{7}{8}$ "	5220692
$\frac{1}{4}$ " U.N.F.	× $\frac{3}{8}$ "	19504031	$\frac{1}{8}$ " U.N.F.	× $\frac{7}{8}$ "	19505071
$\frac{1}{4}$ " U.N.F.	× $\frac{1}{2}$ "	5220690	$\frac{1}{8}$ " U.N.C.	× $\frac{7}{8}$ "	19605071
$\frac{1}{4}$ " U.N.F.	× $\frac{1}{2}$ "	19504042	$\frac{1}{8}$ " U.N.F.	× $\frac{7}{8}$ "	19805071
$\frac{1}{4}$ " U.N.F.	× $\frac{1}{2}$ "	19504021	$\frac{1}{8}$ " U.N.F.	× 1"	19505081
$\frac{1}{4}$ " U.N.F.	× $\frac{5}{8}$ "	9003253	$\frac{1}{8}$ " U.N.F.	× 1"	19805081
$\frac{1}{4}$ " U.N.F.	× $\frac{5}{8}$ "	19504052	$\frac{1}{8}$ " U.N.F.	× 1 $\frac{1}{4}$ "	19505101
$\frac{1}{4}$ " U.N.F.	× $\frac{5}{8}$ "	19804051	$\frac{1}{8}$ " U.N.C.	× 2 $\frac{1}{8}$ "	19405191
$\frac{1}{4}$ " U.N.F.	× $\frac{3}{4}$ "	5220695			
$\frac{1}{4}$ " U.N.F.	× $\frac{3}{4}$ "	19504062	$\frac{3}{8}$ " U.N.F.	× $\frac{5}{8}$ "	5220685
$\frac{1}{4}$ " U.N.C.	× $\frac{3}{4}$ "	19804061	$\frac{3}{8}$ " U.N.F.	× $\frac{3}{4}$ "	5220686
$\frac{1}{4}$ " U.N.F.	× $\frac{7}{8}$ "	5220682	$\frac{3}{8}$ " U.N.C.	× $\frac{3}{4}$ "	5220699
$\frac{1}{4}$ " U.N.F.	× $\frac{7}{8}$ "	19804071	$\frac{3}{8}$ " U.N.F.	× $\frac{3}{4}$ "	19506071
$\frac{1}{4}$ " U.N.F.	× 1"	19504081	$\frac{3}{8}$ " U.N.F.	× 1"	5220694
$\frac{1}{4}$ " U.N.F.	× 1"	19504082	$\frac{3}{8}$ " U.N.F.	× 1 $\frac{1}{8}$ "	5220687
$\frac{1}{4}$ " U.N.F.	× 1 $\frac{1}{8}$ "	19504092	$\frac{3}{8}$ " U.N.F.	× 1 $\frac{1}{4}$ "	19506101

WASHERS

ABBREVIATIONS

I.S.—Internal Shakeproof
D.C.S.—Double Coil Spring

S.C.F.—Single Coil, Flat
S.C.S.—Single Coil, Square

I.D.	O.D.	Thickness	Type	Part No.	I.D.	O.D.	Thickness	Type	Part No.
No. 6 ×	1/2" ×	18 S.W.G.	Plain	9067092	1/4"			I.S.	9664163
5/16" ×	3/8" ×	20 S.W.G.	Plain	9067002	5/16" ×	3/8" ×	20 S.W.G.	Plain	9067022
5/16" ×	3/8" ×		I.S.	9663093	5/16" ×	3/8" ×	15 S.W.G.	Plain	9067023
1/16" ×	3/8" ×	20 S.W.G.	Plain	9067008	5/16" ×	3/8" ×	15 S.W.G.	Plain	9067024
1/16" ×	3/8" ×	20 S.W.G.	Plain	9067094	5/16" ×	3/8" ×	12 S.W.G.	Plain	9067025
1/16" ×	3/8" ×		Plain	9077700	5/16" ×	3/8" ×	15 S.W.G.	Plain	5200482
1/16" ×	3/8" ×	20 S.W.G.	Plain	9096070	5/16" ×	3/8" ×	15 S.W.G.	Plain	9068013
1/16" ×	3/8" ×		Plain	9078002	5/16" ×	1/2" ×	20 S.W.G.	Plain	9067104
1/16" ×	3/8" ×		Plain	9077104	5/16" ×	5/8" ×	18 S.W.G.	Plain	9067236
1/16" ×	3/8" ×	20 S.W.G.	Plain	9067091	5/16" ×	3/4" ×	16 S.W.G.	Plain	9067027
1/16" ×	3/8" ×	21 S.W.G.	Plain	9067009	5/16" ×	3/4" ×	20 S.W.G.	Plain	9067026
1/16" ×	1/2" ×	20 S.W.G.	Plain	9067010	5/16" ×	1" ×	16 S.W.G.	Plain	9067029
1/16" ×	1/2" ×	16 S.W.G.	Plain	9067096	5/16" ×	1" ×	16 S.W.G.	Plain	9067089
1/16" ×	3/8" ×	18 S.W.G.	Plain	9067088	5/16" ×			Waved	9075016
1/16" ×	1/2" ×	20 S.W.G.	Plain	9096073	5/16" ×			S.C.F.	5200485
1/16" ×	3/8" ×	18 S.W.G.	Plain	9067012	5/16" ×			S.C.F.	5200487
1/16" ×	3/8" ×		D.C.S.	9086046	5/16" ×			S.C.F.	9660202
1/16" ×	3/8" ×		Fibre	9078060	5/16" ×			S.C.F.	9660203
1/16" ×	3/8" ×		S.C.S.	9662122	5/16" ×			S.C.F.	9661203
1/16" ×	3/8" ×		S.C.F.	9660122	5/16" ×			S.C.S.	9661201
1/16" ×	3/8" ×		S.C.F.	9661122	5/16" ×			I.S.	9664203
1/16" ×	3/8" ×		S.C.F.	9661123	3/8"			Plain	7100353
1/16" ×	3/8" ×		I.S.	9663122	3/8" ×	3/4" ×	16 S.W.G.	Plain	9067037
1/16" ×	3/8" ×		I.S.	9663123	3/8" ×	3/4" ×	14 S.W.G.	Plain	9067036
1/16" ×	3/8" ×		I.S.	9666123	3/8" ×	3/4" ×	14 S.W.G.	Plain	9067106
1/16" ×	3/8" ×				3/8" ×	3/4" ×	15 S.W.G.	Plain	9068016
1/16" ×	3/8" ×				3/8" ×	3/4" ×	20 S.W.G.	Plain	9067241
1/16" ×	3/8" ×				3/8" ×	3/4" ×	16 S.W.G.	Plain	9067038
1/16" ×	3/8" ×				3/8" ×	7/8" ×	10 S.W.G.	Plain	9067039
1/16" ×	3/8" ×				3/8" ×			Fibre	9078017
1/16" ×	3/8" ×				3/8" ×			S.C.F.	5200486
1/16" ×	3/8" ×				3/8" ×			S.C.F.	9661241
1/16" ×	3/8" ×				3/8" ×			S.C.F.	9661242
1/16" ×	3/8" ×				3/8" ×			I.S.	9664242
1/16" ×	3/8" ×				7/16" ×	3/8" ×	12 S.W.G.	Plain	9067506
1/16" ×	3/8" ×				7/16" ×	3/4" ×	10 S.W.G.	Plain	9067508
1/16" ×	3/8" ×				7/16" ×			S.C.F.	9661282
1/16" ×	3/8" ×				7/16" ×			I.S.	9664282
1/16" ×	3/8" ×				1" ×	3/4" ×	13 S.W.G.	Plain	9067275
1/16" ×	3/8" ×				1/2" ×	1" ×	12 S.W.G.	Plain	9067059
1/16" ×	3/8" ×				1/2" ×	1"		Plain	9067511
1/16" ×	3/8" ×				1/2" ×			S.C.F.	9661321
1/16" ×	3/8" ×				5/8"			Fibre	9077039
1/16" ×	3/8" ×				3/4" ×	1"		Plain	5220713

STUDS

ABBREVIATIONS

Nut End—The end to which the nut is fixed
 Metal End—The end which screws into the metal

U.N.F.—Unified Fine Thread
 U.N.C.—Unified Coarse Thread

Nut End	Metal End	Length	Part No.	Nut End	Metal End	Length	Part No.
1/4" U.N.F.	1/4" U.N.C.	1 1/8"	29604093	1/8" U.N.C.	1/8" U.N.F.	1 1/8"	5200481
1/4" U.N.C.	1/4" U.N.F.	1 1/2"	7100309	1/8" U.N.F.	1/8" U.N.C.	2"	29900408
1/4" U.N.F.	1/4" U.N.C.	1 3/8"	29604111	1/8" U.N.F.	1/8" U.N.C.	2"	29900409
1/4" U.N.F.	1/4" U.N.C.	1 1/2"	29604121	1/8" U.N.F.	1/8" U.N.C.	2"	29605163
1/4" U.N.C.	1/4" U.N.F.	1 3/8"	29604131	1/8" U.N.F.	1/8" U.N.C.	2 1/8"	29605192
1/4" U.N.F.	1/4" U.N.C.	2 1/4"	29604173	1/8" U.N.F.	1/8" U.N.C.	2 3/8"	29605212
1/4" U.N.F.	1/4" U.N.C.	2 1/4"	29900420	1/8" U.N.F.	1/8" U.N.C.	2 3/8"	29605213
1/4" U.N.F.	1/4" U.N.C.	2 1/4"	29900421	1/8" U.N.F.	1/8" U.N.C.	3"	29605243
1/4" U.N.F.	1/4" U.N.C.	2 1/2"	29604203	1/8" U.N.C.	1/8" U.N.F.	3-70"	29900444
				1/8" U.N.F.	1/8" U.N.C.	3 1/4"	29605303
1/8" U.N.F.	1/8" U.N.C.	1 3/8"	29605113	1/8" U.N.F.	1/8" U.N.C.	4 1/4"	29605344
1/8" U.N.C.	1/8" U.N.F.	1 1/2"	7104070				
1/8" U.N.F.	1/8" U.N.C.	1 1/2"	29605124				
1/8" U.N.F.	1/8" U.N.C.	1 1/2"	29605123	.371" U.N.F.	.371" U.N.C.	2 1/4"	29900413

NUTS

ABBREVIATIONS

U.N.F.—Unified Fine Thread

U.N.C.—Unified Coarse Thread

Size	Part No.	Remarks	Size	Part No.	Remarks
No. 6 U.N.C.	9550311	Hexagon, Plain	1/8" U.N.F.	5220703	Hexagon, Plain
No. 10 U.N.F.	5220700	Hexagon, Plain	1/8" U.N.F.	5220707	Hexagon, Nyloc
No. 10 U.N.F.	9034070	Hexagon, Nyloc	1/8" U.N.F.	5220708	Hexagon, Nyloc
No. 10 U.N.F.	9510031	Hexagon, Plain	1/8" U.N.F.	9034043	Hexagon, Wedglok
No. 10 U.N.F.	9551031	Hexagon, Nyloc	1/8" U.N.F.	9510068	
No. 10 U.N.F.	9551033	Hexagon, Nyloc	1/8" U.N.F.	9520060	Hexagon, Locknut
No. 10 U.N.F.	9557037	Square	1/8" U.N.F.	9572046	
No. 10 U.N.F.	9572034		1/8" U.N.F.	9572064	Hexagon, Nyloc
No. 10 U.N.F.	9600522		1/8" U.N.F.	9553063	Phillidas, Turret
1/4" U.N.F.	7204220	Domed	7/16" U.N.F.	5220704	Hexagon, Plain
1/4" U.N.F.	9029193	Hexagon, Special	7/16" U.N.F.	5220705	Hexagon, Locknut
1/4" U.N.F.	9510040	Hexagon, Plain	7/16" U.N.F.	9034044	Hexagon, Wedglok
1/4" U.N.F.	9510041	Hexagon, Plain	7/16" U.N.F.	9510073	Hexagon, Plain
1/4" U.N.F.	9510043	Hexagon, Plain	7/16" U.N.F.	9571073	
1/4" U.N.F.	9520040	Hexagon, Locknut			
1/4" U.N.F.	9551044	Hexagon, Nyloc	1/2" U.N.F.	5220706	Hexagon, Locknut
1/4" U.N.F.	9552043	Hexagon, Nyloc	1/2" U.N.F.	9029176	Hexagon, Plain
1/4" U.N.F.	9571043	Hexagon, Nyloc	1/2" U.N.F.	9510080	Hexagon, Plain
1/8" U.N.F.	5220701	Hexagon, Plain	1/2" U.N.F.	9551083	Hexagon, Nyloc
1/8" U.N.F.	5220702	Hexagon, Plain	1/2" U.N.F.	9571083	Hexagon, Nyloc
1/8" U.N.F.	5220711	Hexagon, Grip			
1/8" U.N.F.	9029135	Hexagon, Special	3/8" U.N.F.	9029184	
1/8" U.N.F.	9034032	Hexagon, Locknut	3/8" U.N.F.	9029185	
1/8" U.N.F.	9510051	Hexagon, Plain			
1/8" U.N.F.	9510053	Hexagon	3/4" U.N.F.	9029216	Hexagon, Special